

October 01, 2012

Michigan Department of Treasury
Office of Revenue and Tax Analysis
PO Box 30722
Lansing MI 48909

RE: Compliance Form 4886 for City of Utica, MI Transparency & Accountability

The City of Utica is pleased to submit form 4886 with the required documents per Public Act 200, in compliance with the State of Michigan's Economic Vitality Incentive Program (EVIP).

The City of Utica has chosen to use a web-service for this requirement, and has partnered with Munetrix to showcase our data.

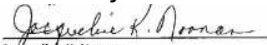
Included with this letter are the required documents for City of Utica's:

- **Citizens Guide Including:**
 - Most recent year end, current budget and 1-year forecast with assumptions
 - Summary of debt, pension and OPEB liabilities
- **Performance Dashboard**
 - Customized per our discretion

We have made the data available to the public via a link on our website; as well we will make available limited quantities of paper copies in our municipality lobby. You will find the confirmation of our website link and various supporting transparency documentation included with this letter.

We look forward to receiving these important EVIP funds from the State of Michigan and trust you will contact us if there are any questions or concerns.

Sincerely,


Jacqueline K. Noonan
Mayor

Jacqueline K. Noonan
Mayor

Economic Vitality Incentive Program/County Incentive Program Certification of Accountability and Transparency


Issued under authority of 2012 Public Act 200. Filing is mandatory to qualify for payments.

Each city/village/township/county applying for Accountability and Transparency payments must:

1. Certify to the Michigan Department of Treasury (Treasury) that the local unit listed below has produced and made readily available to the public, a citizen's guide, a performance dashboard, and a projected budget report as required by 2012 Public Act 200. The citizen's guide, performance dashboard, and projected budget report shall be made available for public viewing in the clerk's office or posted on a publicly accessible Internet site.
2. Submit to Treasury a citizen's guide, a performance dashboard, and a projected budget report.

City/village/township: This certification, along with a citizen's guide, a performance dashboard, and a projected budget report, **must be received by October 1, 2012** to receive the October and December payments or on or before November 30, 2012 to receive the December payment. Post mark dates will not be considered. For questions, call (517) 373-2697.

County: This certification, along with a citizen's guide, a performance dashboard, and a projected budget report, **must be received by October 1, 2012** (or the first day of a payment month) in order to qualify for that month's payment. Post mark dates will not be considered. For questions, call (517) 373-2697.

| PART 1: LOCAL UNIT INFORMATION | | |
|--------------------------------------------------------------------------------------------------------------------------------------------------------------------------------------------------------------------------------------------------------------------------------------------------------------------------------------------------------------------------------------------------------------------------------------------------------------------------------------------------------------|---------------------------------------------------------------------------------------------------|--------------------------------------------|
| Local Unit Name City of Utica | Local Unit County Name County of Macomb Michigan | |
| Local Unit Code 211050 | Contact E-Mail Address noonanj@comcast.net | |
| Contact Name Jacqueline K. Noonan | Contact Title Mayor | Contact Telephone Number (586) 739-1600 |
| Website Address, if reports are available online | | |
| PART 2: CERTIFICATION | | |
| <i>In accordance with 2012 Public Act 200, the undersigned hereby certifies to Treasury that the above mentioned local unit has produced a citizen's guide, a performance dashboard, and a projected budget report and has made them available for public viewing in the city, village, township, or county clerk's office or has posted them on a publicly accessible Internet site. The citizen's guide, performance dashboard, and projected budget report are attached to this signed certification.</i> | | |
| Chief Administrative Officer Signature (as defined in MCL 141.422b)  Jacqueline K. Noonan Mayor | Printed Name of Chief Administrative Officer (as defined in MCL 141.422b) Jacqueline K. Noonan | |
| Title Mayor | Date October 01, 2012 | |

Completed and signed form (including required attachments) should be e-mailed to: TreasRevenueSharing@michigan.gov

If you are unable to submit via e-mail, mail the completed form and required attachments to:

Michigan Department of Treasury
Office of Revenue and Tax Analysis
PO Box 30722
Lansing MI 48909

| TREASURY USE ONLY | | |
|---------------------|----------------------------------|----------------|
| EVIP/CIP Y N | Certification Received | EVIP/CIP Notes |
| Final Certification | Dashboard Received | |
| | Citizens Guide Received | |
| | Projected Budget Report Received | |



- [HISTORY](#)
- [DEPARTMENTS](#)
- [LIBRARY](#)
- [SENIOR HOUSING](#)
- [UTICA PIONEERS](#)
- [PARKS & REC.](#)
- [CLERKS OFFICE](#)
- [TREASURY](#)
- [ASSESSING](#)
- [CITY COUNCIL](#)
- [CONTACT US](#)
- [COMMISSIONS](#)
- [LINKS](#)
- [VISITORS GUIDE](#)
- [EVENT CALENDAR](#)
- [WATER & SEWER TIPS](#)
- [Foreclosures](#)
- [Senior Transportation](#)

Assessing, Building and Tax Records:
<http://Uticacity.is.bsasoftware.com>

[Zoning Map](#)

[New Water Rates](#)



"Utica Water Resources Public Survey" Your input is needed !

[M-59 & Macomb County Construction Info](#)

Looking for an extra \$3,000 and \$100 Amazon gift card? Try SEMCOG's [MiRideshare](#) program!

[MSHDA's Property Improvement Program](#)

Contacts

7550 Auburn Rd
 Utica, Michigan
 48317
 8:30 a.m. - 4:30 p.m.

 **PHONE**
 (586) 739-1600

 **FAX**
 (586) 739-2867

Departments

[Utica Police](#)

[Utica Fire](#)



[Film Page](#)

[Clinton River Watershed Council Survey](#)

[Haunted House Downtown Utica](#)



Utica, Michigan is located in western central Macomb County; 12 miles north of Detroit, and 11 miles east of Pontiac. The City occupies an area of approximately 1.9 square miles and has a current population of 4577 according to the 2000 census.

It is my great pleasure to welcome you to the City of Utica. Utica is an example of small town life with all the amenities of the larger communities in the Detroit metro area. Our schools, both parochial and public, are some of the best in the State. Churches abound, as do pleasant walking paths, parks, unique historic homes and specialty shops. Whether it is regional shopping venues or friendly "Mom and Pop" enterprises, Utica has something for everyone.


Founded over 185 years ago on the the banks of the Clinton River at the intersection of two ancient Indian paths, Utica has kept pace with the needs of modern times. With well equipped an highly trained Police and Fire Departments, and an excellent Department of Public Works, Utica is recognized as a full service City with all the resources needed for residents and businesses alike. The leadership of the City of Utica prizes its high quality of life and strives to always improve its provision of services.

Newcomers will soon find what everyone who lives in Utica has long known - this is an outstanding community in which to live and work. It is without a doubt one of the premier locations to raise a family. From the "Pioneer City" to a modern, progressive and well kept small town, the City of Utica offers a great opportunity for businesses and families to take root.

Welcome!

Jacqueline K. Noonan
 Mayor of Utica

The [Utica Public Library](#) can also be found in downtown Utica.



E-MAIL US




Some Information Requires

[Building Dept.](#)

[Public Works](#)

[Mayors Office](#)

This site could be best viewed with 

LAST REVISED: 10/01/2012

CITY OF UTICA

Please address any questions or comments to:
uticawebmaster



[SEMCOG Did You Know? video](#)

| Local Weather | Local News |
|---------------------------------------------------------------------------------------------------------------------------------------------------------------------------------------------------------------------------------------------------------------------------------------------------------------------|------------------------------------------------------------------------------------------------------------------------------------------------------------------------------------------------------------------------------------------------------------------------------------------------|
| <p>Detroit, MI 57 °F / 14 °C Clear at 09:53 PM  Click for Forecast</p>  <p>COOL CITIES BLUEPRINT PLAN PRESENTATION</p> | <ul style="list-style-type: none">• Detroit Free Press• Local 4• WXYZ Detroit• Detroit News• The Source Newspaper• The Macomb Daily |

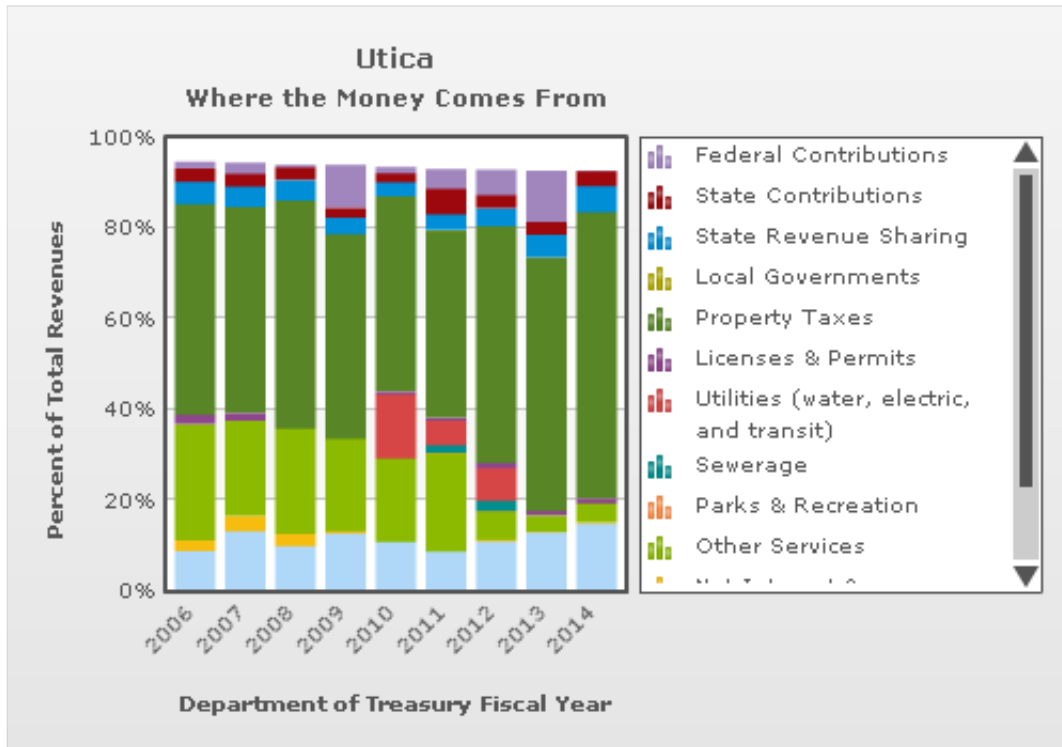
United States ▶ **Michigan** ▶ **01 SEMCOG** ▶ **Macomb County** ▶ **Utica**

| Name | Type | Fiscal Year End | Population 2010 | Phone | Website |
|-----------------------|------|-----------------|-----------------|----------------|---------------------------------------------------------------------|
| Utica | City | June | 4,757 | (586) 739-1600 | http://www.cityofutica.org |

Multi-year General Fund Data for Utica

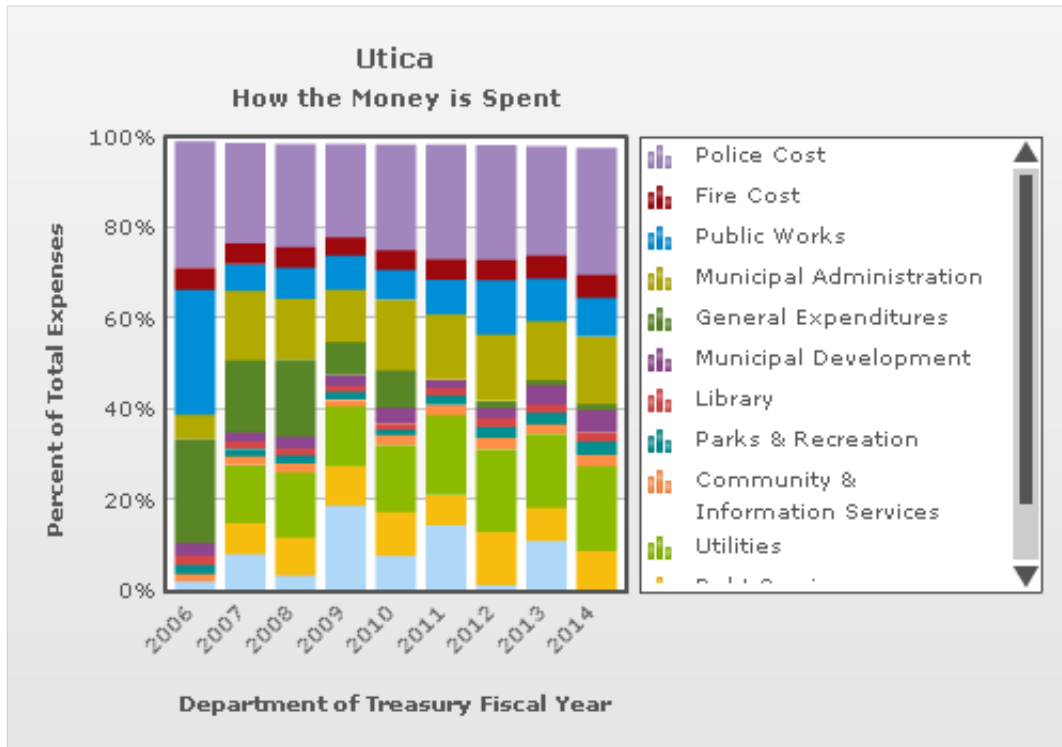
Follow Utica on:  

| Year | Data Status | Fiscal Indicator Score (4) | Population (3) | Operating Millage (2) | General Fund Balance (1) | Governmental Activities Long Term Debt (1) | General Fund Revenues (1) | General Fund Expenditures (1) | Taxable Value (2) |
|----------------------|-------------|----------------------------|----------------|-----------------------|--------------------------|--------------------------------------------|---------------------------|-------------------------------|-------------------|
| 2014 | Forecast | 4 | 4,757 | 17.08700 | \$437,123 | \$2,440,143 | \$6,424,424 | \$7,201,684 | \$176,563,645 |
| 2013 | Budget | 4 | 4,757 | 17.08700 | \$1,214,383 | \$2,927,151 | \$6,977,640 | \$7,515,830 | \$176,563,645 |
| 2012 | Actual | 4 | 4,757 | 17.08700 | \$1,662,573 | \$3,271,188 | \$5,391,960 | \$5,406,305 | \$182,024,377 |
| 2011 | Historic | 4 | 4,757 | 17.08700 | \$1,676,918 | \$3,676,510 | \$5,940,701 | \$6,076,589 | \$196,360,793 |
| 2010 | Historic | 3 | 4,757 | 17.08700 | \$1,812,806 | \$4,534,557 | \$6,182,824 | \$6,840,566 | \$206,908,804 |
| 2009 | Historic | 3 | 4,922 | 17.08700 | \$2,540,469 | \$4,903,280 | \$6,623,838 | \$6,237,899 | \$224,950,054 |
| 2008 | Historic | 1 | 4,924 | 19.64970 | \$1,784,105 | \$4,870,967 | \$6,231,461 | \$5,859,942 | \$227,964,033 |
| 2007 | Historic | 1 | 4,944 | 19.64970 | \$1,412,586 | \$5,134,639 | \$6,046,658 | \$6,145,190 | \$222,907,844 |
| 2006 | Historic | 0 | 4,577 | 19.76650 | \$1,277,295 | \$5,060,170 | \$5,524,938 | \$5,490,283 | \$199,344,320 |



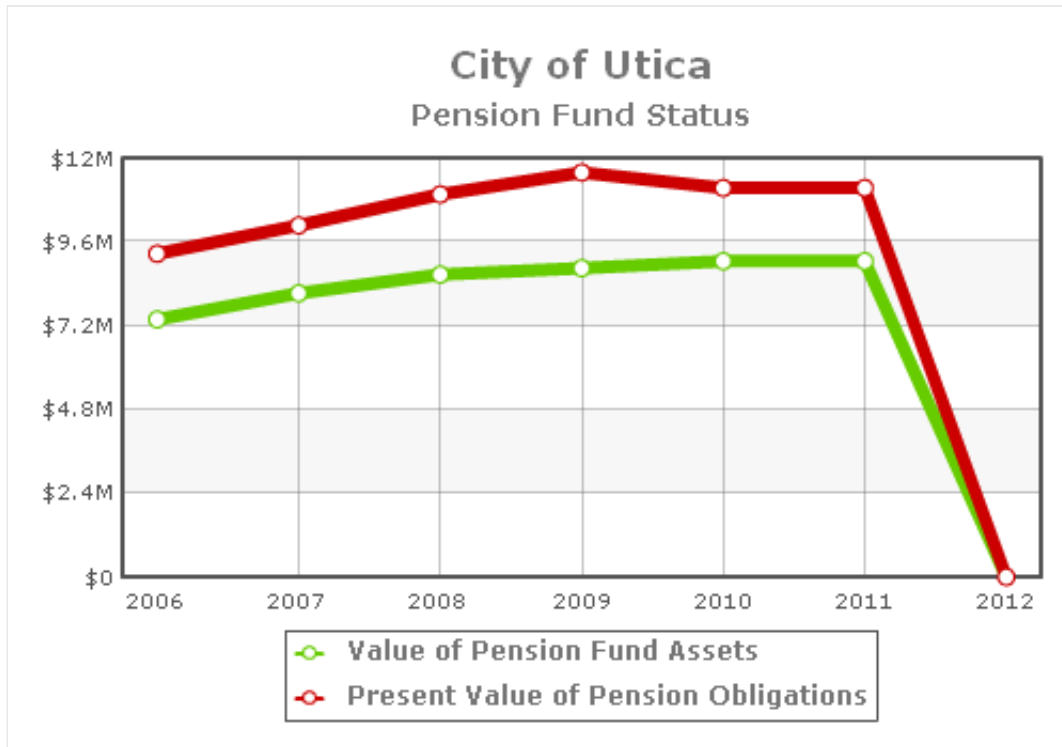
Why it Matters: Revenue is generated from the tax dollars we receive from residents and businesses which are generated from our millage rate multiplied by property valuations. Revenue is also generated from other sources such as State and Federal grants, permits, fees, water and sewer charges, parking fees and citations. (n036)

Notes About the Data: Historical Revenue & Expense data has been loaded from the F65 forms that each municipality files with the State of Michigan and includes all fund types: **General Fund, Other Government Funds, Enterprise and Component Unit** . Current & Future Year data is loaded from the community's own budget or forecast projections and typically only include: **General and other Governmental Funds**. (n016)



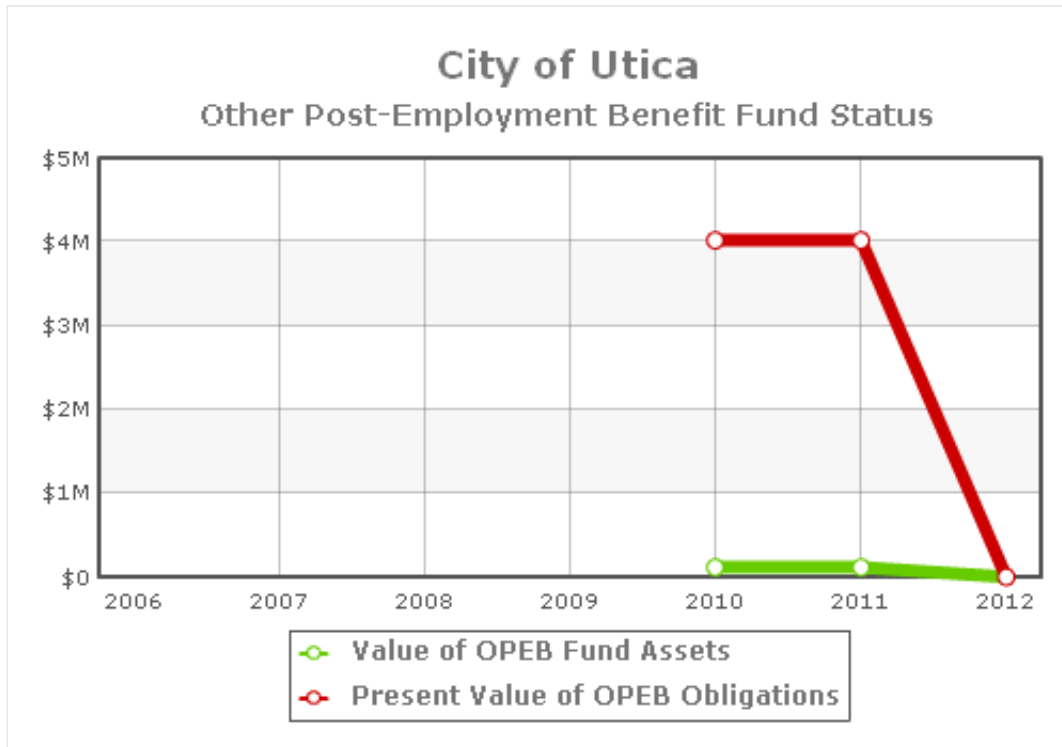
Why it Matters: Just like you, expenses pay the bills. As a service provider for the community, expenses cover the costs associated with running the government and keeping the city clean, safe and to maintain the quality of life we enjoy as residents. (n037)

Notes About the Data: Historical Revenue & Expense data has been loaded from the F65 forms that each municipality files with the State of Michigan and includes all fund types: **General Fund, Other Government Funds, Enterprise and Component Unit**. Current & Future Year data is loaded from the community's own budget or forecast projections and typically only include: **General and other Governmental Funds**. (n016)



Why it Matters: Unfunded pensions and unfunded retiree health care as shown here are determined based on actuarial assessments of asset values and long-term liabilities. Even a "fully-funded" pension system according to annual required contributions (ARC) could be underfunded in a given year, depending on market conditions. (n031)

Notes About the Data: This information is generally found in the footnote disclosures of your municipality's annual financial statements; it is also available in your community's actuarial valuations. (n033)



Why it Matters: Unfunded pensions and unfunded retiree health care as shown here are determined based on actuarial assessments of asset values and long-term liabilities. Even a "fully-funded" pension system according to annual required contributions (ARC) could be underfunded in a given year, depending on market conditions. (n031)

Notes About the Data: This information is generally found in the footnote disclosures of your municipality's annual financial statements; it is also available in your community's actuarial valuations. (n033)



Dashboard For City of Utica

[View details in the Citizens' Guide](#)

| Fiscal Stability | | | |
|-------------------------------------------------------------------------|---------|---------|----------|
| | FY 2011 | FY 2012 | Progress |
| Annual General Fund expenditures per capita | \$1,277 | \$1,136 | ↑ |
| Fund balance as % of annual General Fund expenditures | 27.6% | 30.8% | ↑ |
| Other Post Employment Benefits % Funded | 0% | 0% | ↔ |
| Pension % Funded | 0% | 0% | ↔ |
| Debt burden per capita | \$0 | \$688 | ↓ |
| Public Safety | | | |
| | 2010 | 2011 | Progress |
| Crimes against persons per thousand residents | 21.4 | 18.5 | ↑ |
| Crimes against property per thousand residents | 74.8 | 68.7 | ↑ |
| Crimes against society per thousand residents | 74.4 | 76.5 | ↓ |
| Other crimes per thousand residents | 11.4 | 9.9 | ↑ |
| Traffic crashes non-injury | 326 | 377 | ↓ |
| Traffic crashes injuries or fatalities | 55 | 58 | ↓ |
| Quality of Life | | | |
| | FY 2011 | FY 2012 | Progress |
| Acres of park per thousand residents | 0% | 0% | ↔ |
| Percent of General Fund budget committed to arts culture and recreation | 3.4% | 4.1% | ↑ |
| School District Enrollment | | | |
| | 2010 | 2011 | Progress |
| Utica Community Schools | 29,411 | 29,238 | ↓ |