

October 01, 2012

Michigan Department of Treasury  
Office of Revenue and Tax Analysis  
PO Box 30722  
Lansing MI 48909

**RE: Compliance Form 4886 for City of Pleasant Ridge, MI Transparency & Accountability**

The City of Pleasant Ridge is pleased to submit form 4886 with the required documents per Public Act 200, in compliance with the State of Michigan's Economic Vitality Incentive Program (EVIP).

The City of Pleasant Ridge has chosen to use a web-service for this requirement, and has partnered with Munetrix to showcase our data.

**Included with this letter are the required documents for City of Pleasant Ridge's:**

- **Citizens Guide Including:**
  - Most recent year end, current budget and 1-year forecast with assumptions
  - Summary of debt, pension and OPEB liabilities
- **Performance Dashboard**
  - Customized per our discretion

We have made the data available to the public via a link on our website; as well we will make available limited quantities of paper copies in our municipality lobby. You will find the confirmation of our website link and various supporting transparency documentation included with this letter.

We look forward to receiving these important EVIP funds from the State of Michigan and trust you will contact us if there are any questions or concerns.

Sincerely,

Ralph A. Castelli Jr.  
Mayor

## Economic Vitality Incentive Program/County Incentive Program Certification of Accountability and Transparency

Issued under authority of 2012 Public Act 200. Filing is mandatory to qualify for payments.

Each city/village/township/county applying for Accountability and Transparency payments must:

1. Certify to the Michigan Department of Treasury (Treasury) that the local unit listed below has produced and made readily available to the public, a citizen's guide, a performance dashboard, and a projected budget report as required by 2012 Public Act 200. The citizen's guide, performance dashboard, and projected budget report shall be made available for public viewing in the clerk's office or posted on a publicly accessible Internet site.
2. Submit to Treasury a citizen's guide, a performance dashboard, and a projected budget report.

**City/village/township:** This certification, along with a citizen's guide, a performance dashboard, and a projected budget report, **must be received by October 1, 2012** to receive the October and December payments or on or before November 30, 2012 to receive the December payment. Post mark dates will not be considered. For questions, call (517) 373-2697.

**County:** This certification, along with a citizen's guide, a performance dashboard, and a projected budget report, **must be received by October 1, 2012** (or the first day of a payment month) in order to qualify for that month's payment. Post mark dates will not be considered. For questions, call (517) 373-2697.

PART 1: LOCAL UNIT INFORMATION			
Local Unit Name City of Pleasant Ridge		Local Unit County Name Oakland County	
Local Unit Code 216063		Contact E-Mail Address prrec@yahoo.com	
Contact Name Ralph A. Castelli Jr.	Contact Title Mayor	Contact Telephone Number (248) 541-2900	
Website Address, if reports are available online			
PART 2: CERTIFICATION			
<i>In accordance with 2012 Public Act 200, the undersigned hereby certifies to Treasury that the above mentioned local unit has produced a citizen's guide, a performance dashboard, and a projected budget report and has made them available for public viewing in the city, village, township, or county clerk's office or has posted them on a publicly accessible Internet site. The citizen's guide, performance dashboard, and projected budget report are attached to this signed certification.</i>			
Chief Administrative Officer Signature (as defined in MCL 141.422b)		Printed Name of Chief Administrative Officer (as defined in MCL 141.422b) Ralph A. Castelli Jr.	
Title Mayor		Date October 01, 2012	

Completed and signed form (including required attachments) should be e-mailed to: **TreasRevenueSharing@michigan.gov**

If you are unable to submit via e-mail, mail the completed form and required attachments to:

Michigan Department of Treasury  
Office of Revenue and Tax Analysis  
PO Box 30722  
Lansing MI 48909

TREASURY USE ONLY		
EVIP/CIP Y N	Certification Received	EVIP/CIP Notes
Final Certification	Dashboard Received	
	Citizens Guide Received	
	Projected Budget Report Received	

Mode: [View](#) [Edit](#)

- [City Home](#)
- [Government](#)
- [Departments](#)
- [Recreation](#)
- [Site Menu](#)
- [Contact Us](#)
- [Local Info](#)



**Pleasant Ridge** is known for its historic homes, tree-lined streets and active citizens who dedicate their time for the betterment of the community. Our long tradition of community pride is reflected in our beautiful parks along Woodward Avenue and our pristine neighborhoods. Many of the houses in Pleasant Ridge are part of a nationally-recognized historic district, and all the homes reflect the care and attention, which assures that Pleasant Ridge will remain a beautiful community for generations to come. A strong sense of community, dedication to historic preservation and ideal location makes Pleasant Ridge the perfect city for all ages, interests and lifestyles.



**City of Pleasant Ridge**  
 23925 Woodward Avenue  
 Pleasant Ridge, MI 48069

**New Office Hours**  
 "Ple"

**Sign up for Email Updates!**

First Name

Last Name

Email

Address

[Sign Up](#)

**New Information**

*Citizens' Guide to Finances and Dashboard*

Cooperate, Collaborate and Consolidate Services Plan.  
 Part 2 of EVIP

**Important / Useful Documents**

**Upcoming City Events**

Public Hearing September 24, 2012

Polar Environment Comment Period and Public Hearing - September 27, 2012

Arts, Beats & Eats Trolley  
 Friday, Aug. 31 from 5-11pm  
 Sat., Sept. 1 from Noon-6pm

Stops: 4 Ridge, Woodward/Wellesley lot, Near the AB&E Entrance

New YouTube Videos  
<http://youtu.be/U1WZScyYWml>



[Login](#)

City of Pleasant Ridge  
 23925 Woodward  
 Pleasant Ridge, MI  
 48069  
 Phone - (248) 541-2900  
 Fax - (248) 541-2504

**New City Hall Hours - effective July 2, 2010**  
 Monday - Thursday  
 8:00am - 5:00pm

[More Information](#)

[United States](#) ▶ [Michigan](#) ▶ [01 SEMCOG](#) ▶ [Oakland County](#) ▶ **Pleasant Ridge**

Name	Type	Fiscal Year End	Population 2010	Phone	Website
<a href="#">Pleasant Ridge</a>	City	June	2,526	(248) 541-2900	<a href="http://cityofpleasantridge.org/">http://cityofpleasantridge.org/</a>

**Multi-year General Fund Data for Pleasant Ridge**

*Follow Pleasant Ridge on:* 

Year	Data Status	Fiscal Indicator Score (4)	Population (3)	Operating Millage (2)	General Fund Balance (1)	Governmental Activities Long Term Debt (1)	General Fund Revenues (1)	General Fund Expenditures (1)	Taxable Value (2)
<a href="#">2014</a>	Forecast	<b>0</b>	2,526	18.19280	\$747,820	\$2,197,559	\$2,317,033	\$2,317,033	\$127,137,164
<a href="#">2013</a>	Budget	<b>0</b>	2,526	18.19280	\$747,820	\$2,295,079	\$2,250,250	\$2,250,250	\$125,258,290
<a href="#">2012</a>	Unaudited	<b>1</b>	2,526	18.19280	\$747,820	\$2,392,599	\$2,350,671	\$2,240,271	\$123,834,560
<a href="#">2011</a>	Historic	<b>4</b>	2,526	18.19280	\$637,420	\$2,482,191	\$2,367,114	\$2,345,638	\$123,683,660
<a href="#">2010</a>	Historic	<b>6</b>	2,526	18.19280	\$623,852	\$2,547,565	\$2,544,967	\$2,620,715	\$122,945,410
<a href="#">2009</a>	Historic	<b>6</b>	2,470	18.23280	\$676,960	\$2,606,474	\$2,552,579	\$2,681,249	\$133,742,860
<a href="#">2008</a>	Historic	<b>4</b>	2,469	18.19280	\$788,478	\$2,650,396	\$2,515,714	\$2,593,616	\$133,331,350
<a href="#">2007</a>	Historic	<b>3</b>	2,482	18.14280	\$801,850	\$2,736,341	\$2,408,540	\$2,438,224	\$134,868,950
<a href="#">2006</a>	Historic	<b>2</b>	2,594		\$844,888	\$2,864,339	\$2,482,046	\$2,492,022	\$127,284,430

[United States](#) ▶ [Michigan](#) ▶ [01 SEMCOG](#) ▶ [Oakland County](#) ▶ [Pleasant Ridge](#) ▶ **2014**

Revenue Categories	All Fund Types	Expense Categories	All Fund Types	Comments	Auditing Procedures Report	Value
Federal		Police Cost	\$742,730	Internal	Population	2,526
State Revenue Sharing	\$220,000	Fire Cost	\$250,000	Shared	General Fund Revenues	\$2,317,033
State (Other)	\$8,500	General Government	\$576,825		General Fund Expenditures	\$2,317,033
Other Local Gov'ts		Public Works	\$315,809		Fund Balance	\$747,820
Personal Income Tax		Health & Welfare	\$205,490		Taxable Value	\$127,137,164
Property Taxes	\$1,925,850	Community & Economic Development	\$124,465		Major Fund Deficit	
Other Taxes		Recreation & Culture	\$579,238		Governmental Activities Long-term Debt	\$2,197,559
<b>SUB TOTAL</b>	<b>\$2,154,350</b>	Library	\$45,000		Indicator Score	0
Licenses & Permits		Other			<b>Debt &amp; Equity</b>	
Utilities	\$1,672,227	Utilities	\$1,744,736			
Sewage & Trash	\$442,465	Debt Service	\$176,691		Nonspendable Fund Balance	
		Capital Outlay	\$496,500		Restricted Fund Balance	
Recreation & Culture	\$264,370				Committed Fund Balance	
Hospitals		<b>TOTAL EXPENSES</b>	<b>\$5,257,484</b>		Assigned	
Other Services		Transfers In	\$13,354		Unassigned	
		Transfers Out	\$448,144		Total Cash & Investments	
					Total Debt	\$2,392,599
<b>TOTAL REVENUE FROM SERVICES</b>	<b>\$2,379,062</b>	<b>Compensation</b>			<b>Unfunded</b>	<b>Liabilities</b>
Net Interest & Investment Income	\$82,190					
Employee Pensions		Retirees and Beneficiaries			Pensions Actuarial Liability	
Other Revenues	\$736,250	Headcount (FTE)	<b>17</b>		Pension Fund Assets	
<b>TOTAL OTHER REVENUES</b>	<b>\$818,440</b>	Benefits			OPEB Actuarial Liability	
<b>TOTAL REVENUES</b>	<b>\$5,351,852</b>	Wages			OPEB Fund Assets	
Assumptions	Estimated inflationary increase	2%				
	Estimated health ins increase	5%				
	Estimated retirement increase	5%				
	Estimated wage increases	1%				

[United States](#) ▶ [Michigan](#) ▶ [01 SEMCOG](#) ▶ [Oakland County](#) ▶ [Pleasant Ridge](#) ▶ **2013**

Revenue Categories	All Fund Types	Expense Categories	All Fund Types	Comments	Auditing Procedures Report	Value
Federal		Police Cost	\$727,814	Internal	Population	2,526
State Revenue Sharing	\$220,000	Fire Cost	\$265,000		General Fund Revenues	\$2,250,250
State (Other)	\$8,500	General Government	\$565,515		General Fund Expenditures	\$2,250,250
Other Local Gov'ts		Public Works	\$309,440		Fund Balance	\$747,820
Personal Income Tax		Health & Welfare	\$195,705		Taxable Value	\$125,258,290
Property Taxes	\$1,881,000	Community & Economic Development	\$124,465		Major Fund Deficit	
Other Taxes		Recreation & Culture	\$551,656		Governmental Activities Long-term Debt	\$2,295,079
<b>SUB TOTAL</b>	<b>\$2,109,500</b>	Library			Indicator Score	0
Licenses & Permits		Other			<b>Debt &amp; Equity</b>	
Utilities	\$1,672,227	Utilities	\$1,661,654			
Sewage & Trash	\$442,465	Debt Service	\$176,691		Nonspendable Fund Balance	
		Capital Outlay	\$496,500		Restricted Fund Balance	
Recreation & Culture	\$264,370				Committed Fund Balance	
Hospitals		<b>TOTAL EXPENSES</b>	<b>\$5,074,440</b>		Assigned	
Other Services		Transfers In	\$13,354		Unassigned	
		Transfers Out	\$426,804		Total Cash & Investments	
					Total Debt	
<b>TOTAL REVENUE FROM SERVICES</b>	<b>\$2,379,062</b>	<b>Compensation</b>			<b>Unfunded</b>	<b>Liabilities</b>
Net Interest & Investment Income	\$82,190					
Employee Pensions		Retirees and Beneficiaries			Pensions Actuarial Liability	
Other Revenues	\$736,250	Headcount (FTE)			Pension Fund Assets	
<b>TOTAL OTHER REVENUES</b>	<b>\$818,440</b>	Benefits			OPEB Actuarial Liability	
<b>TOTAL REVENUES</b>	<b>\$5,307,002</b>	Wages			OPEB Fund Assets	
Notes						

[United States](#) ▶ [Michigan](#) ▶ [01 SEMCOG](#) ▶ [Oakland County](#) ▶ [Pleasant Ridge](#) ▶ **2011**

Revenue Categories	All Fund Types	Expense Categories	All Fund Types	Comments	Auditing Procedures Report	Value
Federal	\$36,263	Police Cost	\$699,988	Internal	Population	2,526
State Revenue Sharing	\$221,709	Fire Cost	\$346,500		General Fund Revenues	\$2,367,114
State (Other)	\$212,132	General Government	\$572,981		General Fund Expenditures	\$2,345,638
Other Local Gov'ts		Public Works	\$659,627		Fund Balance	\$637,420
Personal Income Tax		Health & Welfare	\$5,622		Taxable Value	\$123,683,660
Property Taxes	\$2,328,603	Community & Economic Development	\$224,106		Major Fund Deficit	\$0
Other Taxes		Recreation & Culture	\$512,556		Governmental Activities Long-term Debt	\$2,482,191
<b>SUB TOTAL</b>	<b>\$2,798,707</b>	Library	\$51,273		Indicator Score	4
Licenses & Permits	\$86,614	Other	\$189,367		<b>Debt &amp; Equity</b>	
Utilities		Utilities	\$1,075,693			
Sewage & Trash		Debt Service	\$241,899		Nonspendable Fund Balance	\$4,474
		Capital Outlay	\$634,656		Restricted Fund Balance	\$562,631
Recreation & Culture	\$97,710				Committed Fund Balance	\$3,279,157
Hospitals		<b>TOTAL EXPENSES</b>	<b>\$5,214,268</b>		Assigned	\$34,564
Other Services	\$1,796,618	Transfers In	\$161,176		Unassigned	\$661,414
		Transfers Out	\$161,176		Total Cash & Investments	\$4,375,409
					Total Debt	\$2,482,191
<b>TOTAL REVENUE FROM SERVICES</b>	<b>\$1,980,942</b>	<b>Compensation</b>			<b>Unfunded</b>	<b>Liabilities</b>
Net Interest & Investment Income	\$68,035					
Employee Pensions		Retirees and Beneficiaries			Pensions Actuarial Liability	\$4,291,886
Other Revenues	\$264,511	Headcount (FTE)	<b>16</b>		Pension Fund Assets	\$2,741,316
<b>TOTAL OTHER REVENUES</b>	<b>\$332,546</b>	Benefits	\$472,601		OPEB Actuarial Liability	\$4,008,721
<b>TOTAL REVENUES</b>	<b>\$5,112,195</b>	Wages	\$751,081		OPEB Fund Assets	\$0
Notes						

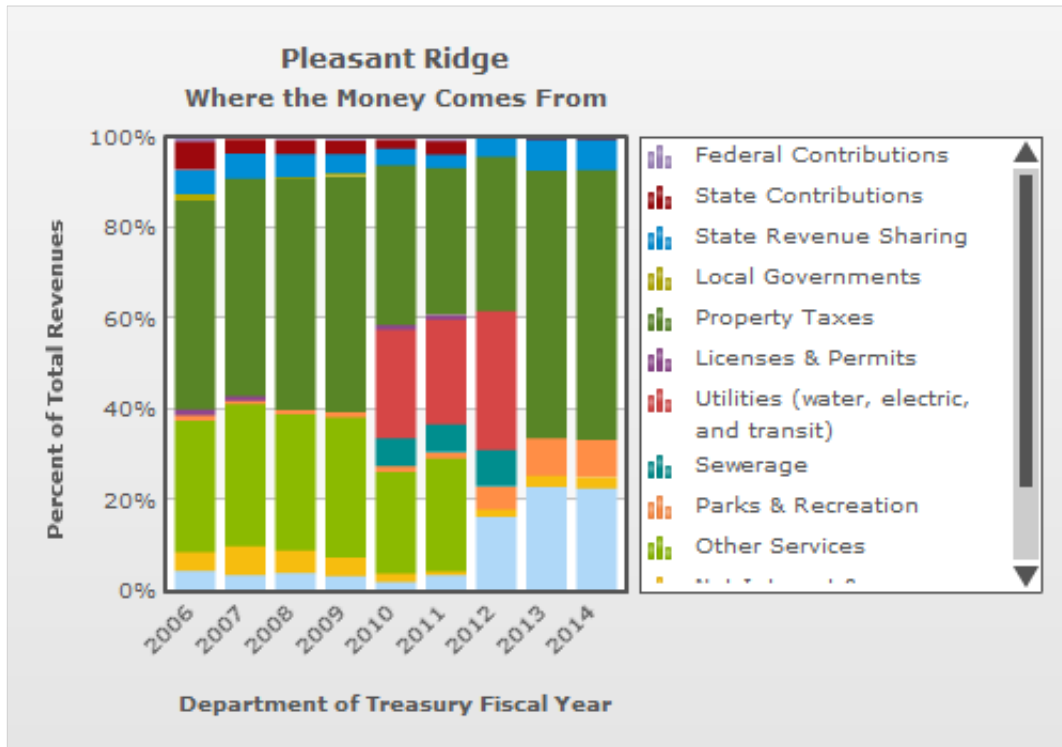
### Debt per Capita

Debt Item	2012	2013	2014
Bonds & contracts payable	\$871	\$841	\$812
Capital leases	\$13	\$7	\$3
Other contractual debt	\$20	\$15	\$11
	<b>\$904</b>	<b>\$863</b>	<b>\$826</b>

Debt Item	2012	2013	2014
Employee compensated absences	\$0	\$0	\$0
Landfill closure & postclosure care	\$0	\$0	\$0
Uninsured losses	\$0	\$0	\$0
Other claims & contingencies	\$0	\$0	\$0

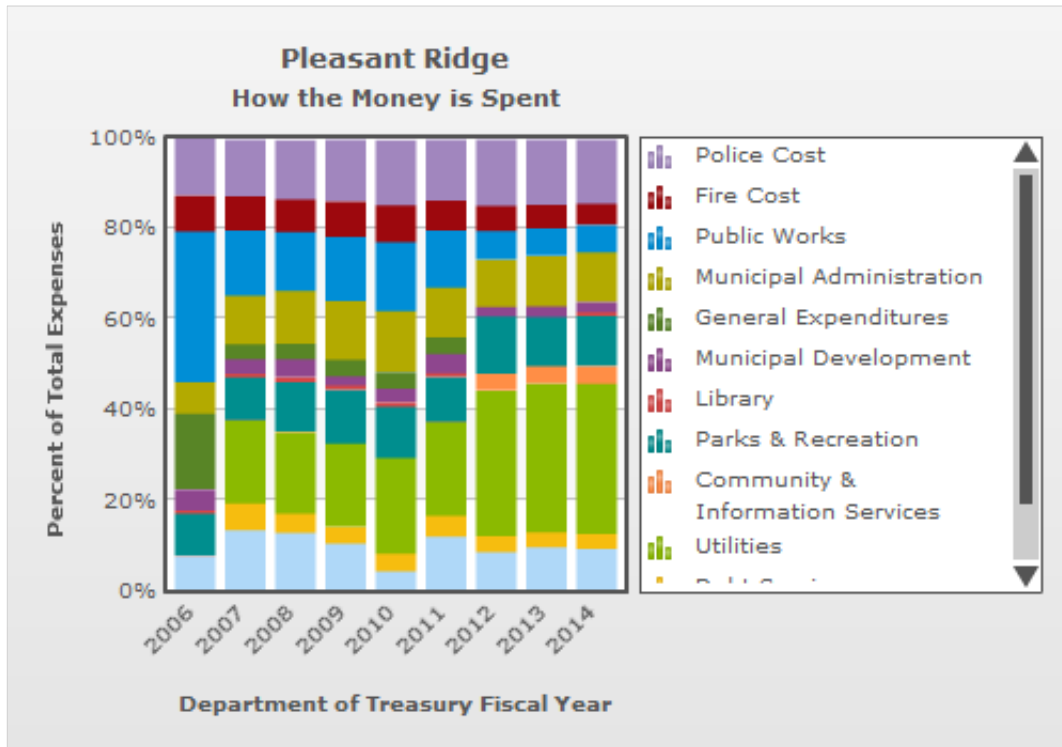
Debt Item	2012	2013	2014
Total Long-term debt	\$904	\$863	\$826





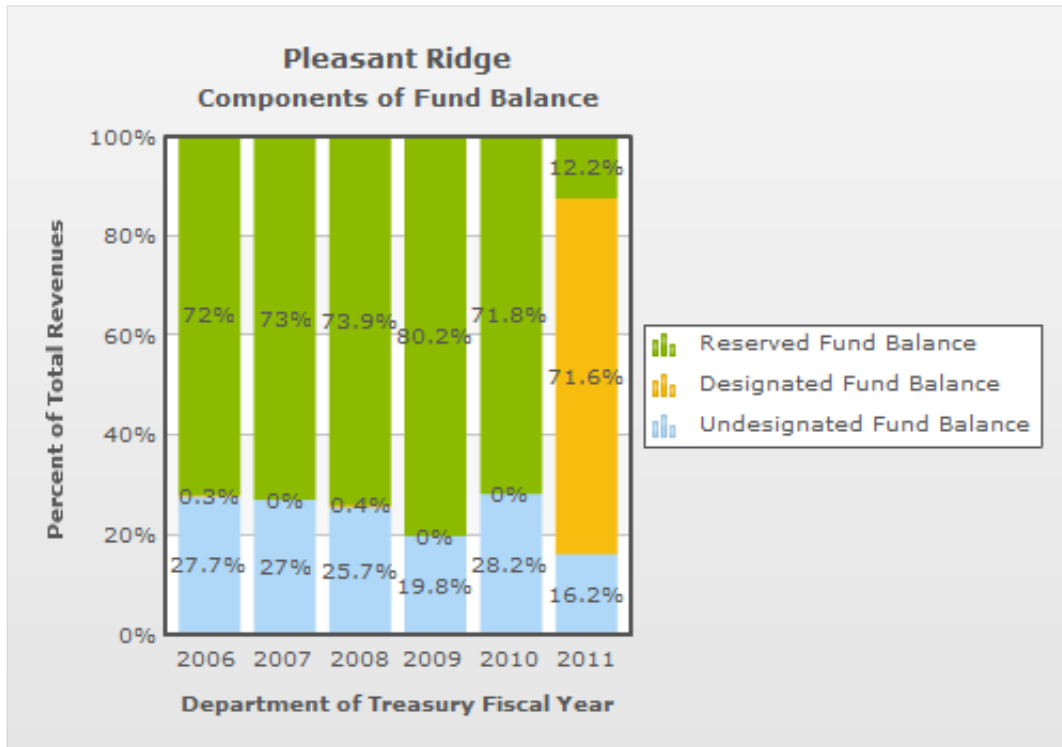
**Why it Matters:** Revenue is generated from the tax dollars we receive from residents and businesses which are generated from our millage rate multiplied by property valuations. Revenue is also generated from other sources such as State and Federal grants, permits, fees, water and sewer charges, parking fees and citations. (n036)

**Notes About the Data:** Historical Revenue & Expense data has been loaded from the F65 forms that each municipality files with the State of Michigan and includes all fund types: **General Fund, Other Government Funds, Enterprise and Component Unit** . Current & Future Year data is loaded from the community's own budget or forecast projections and typically only include: **General and other Governmental Funds**. (n016)



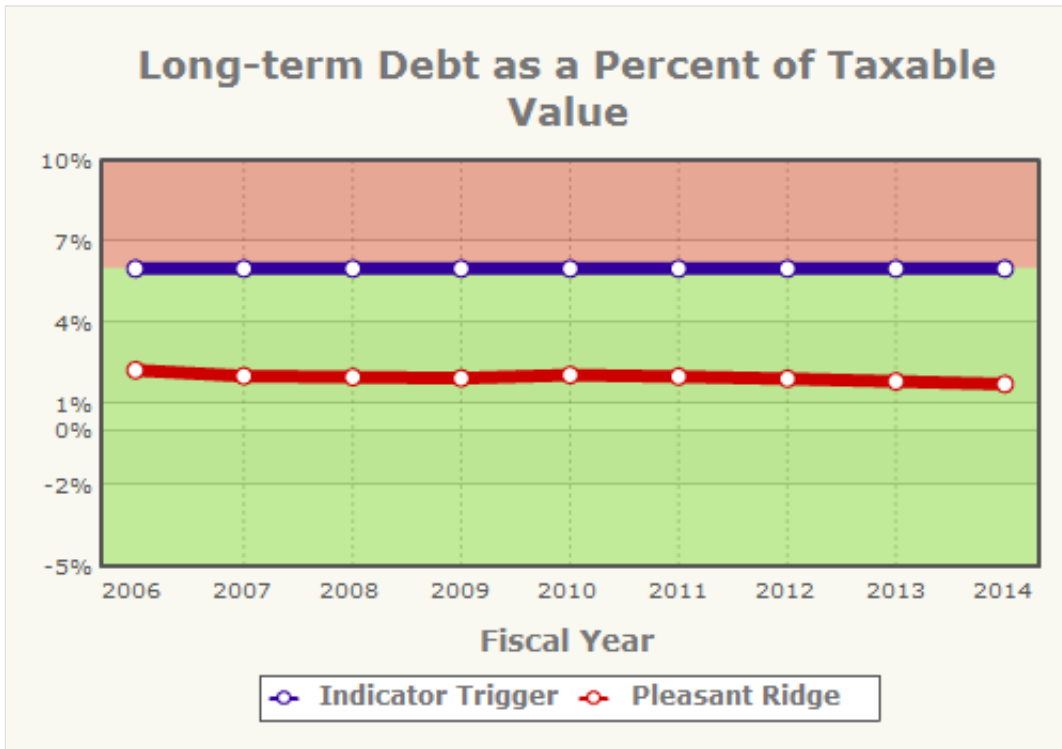
**Why it Matters:** Just like you, expenses pay the bills. As a service provider for the community, expenses cover the costs associated with running the government and keeping the city clean, safe and to maintain the quality of life we enjoy as residents. (n037)

**Notes About the Data:** Historical Revenue & Expense data has been loaded from the F65 forms that each municipality files with the State of Michigan and includes all fund types: **General Fund, Other Government Funds, Enterprise and Component Unit**. Current & Future Year data is loaded from the community's own budget or forecast projections and typically only include: **General and other Governmental Funds**. (n016)

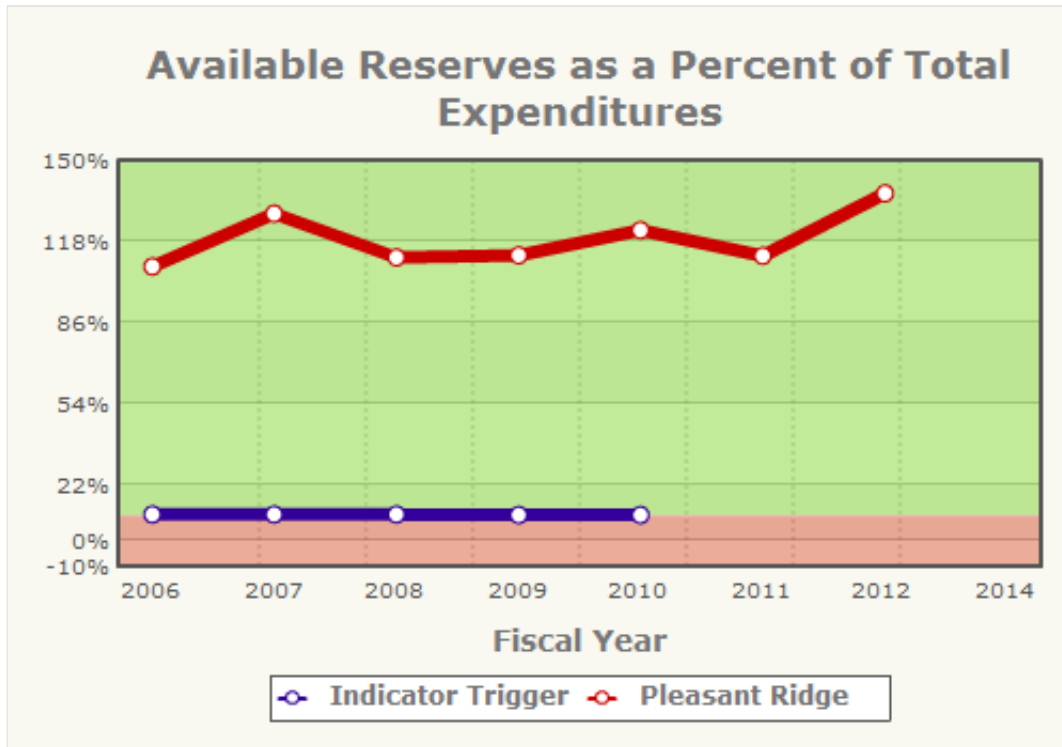


**Why it Matters:** Just like you, expenses pay the bills. As a service provider for the community, expenses cover the costs associated with running the government and keeping the city clean, safe and to maintain the quality of life we enjoy as residents. (n037)

**Notes About the Data:** Historical Revenue & Expense data has been loaded from the F65 forms that each municipality files with the State of Michigan and includes all fund types: **General Fund, Other Government Funds, Enterprise and Component Unit**. Current & Future Year data is loaded from the community's own budget or forecast projections and typically only include: **General and other Governmental Funds**. (n016)



**Why it Matters:**



**Why it Matters:** Available Reserves (Total Equity minus any Designated and Reserved funds) divided by **Total Annual Expenditures** (includes General Fund, Enterprise Funds, and All Other Funds but Excludes Component Unit Funds). (n017)

**Notes About the Data:** Historical Revenue & Expense data has been loaded from the F65 forms that each municipality files with the State of Michigan and includes all fund types: **General Fund, Other Government Funds, Enterprise and Component Unit** . Current & Future Year data is loaded from the community's own budget or forecast projections and typically only include: **General and other Governmental Funds**. (n016)



## Dashboard For City of Pleasant Ridge

[View details in the Citizens' Guide](#)

<b>Fiscal Stability</b>			
	FY 2010	FY 2011	Progress
Annual General Fund expenditures per capita	\$1,037	\$929	↑
Fund balance as % of annual General Fund expenditures	23.8%	27.2%	↑
Other Post Employment Benefits % Funded	0%	0%	↔
Pension % Funded	65.4%	63.9%	↓
Debt burden per capita	\$1,009	\$983	↑
<b>Public Safety</b>			
	2010	2011	Progress
Crimes against persons per thousand residents	4.8	3.6	↑
Crimes against property per thousand residents	14.3	17	↓
Crimes against society per thousand residents	17.8	19	↓
Other crimes per thousand residents	5.1	4.4	↑
Traffic crashes non-injury	146	109	↑
Traffic crashes injuries or fatalities	31	23	↑
<b>Quality of Life</b>			
	FY 2010	FY 2011	Progress
Acres of park per thousand residents	0%	0%	↔
Percent of General Fund budget committed to arts culture and recreation	21.1%	21.9%	↑
<b>School District Enrollment</b>			
	2010	2011	Progress
Ferndale Public Schools	3,977	3,934	↓