

September 28, 2012

Michigan Department of Treasury
Office of Revenue and Tax Analysis
PO Box 30722
Lansing MI 48909

RE: Compliance Form 4886 for Village of Alanson, MI Transparency & Accountability

The Village of Alanson is pleased to submit form 4886 with the required documents per Public Act 200, in compliance with the State of Michigan's Economic Vitality Incentive Program (EVIP).

The Village of Alanson has chosen to use a web-service for this requirement, and has partnered with Munetrix to showcase our data.

Included with this letter are the required documents for Village of Alanson's:

- **Citizens Guide Including:**
 - Most recent year end, current budget and 1-year forecast with assumptions
 - Summary of debt, pension and OPEB liabilities
- **Performance Dashboard**
 - Customized per our discretion

We have made the data available to the public via a link on our website; as well we will make available limited quantities of paper copies in our municipality lobby. You will find the confirmation of our website link and various supporting transparency documentation included with this letter.

We look forward to receiving these important EVIP funds from the State of Michigan and trust you will contact us if there are any questions or concerns.

Sincerely,

Iris E. Lesh
Alanson Village Clerk

Economic Vitality Incentive Program/County Incentive Program Certification of Accountability and Transparency

Issued under authority of 2012 Public Act 200. Filing is mandatory to qualify for payments.

Each city/village/township/county applying for Accountability and Transparency payments must:

1. Certify to the Michigan Department of Treasury (Treasury) that the local unit listed below has produced and made readily available to the public, a citizen's guide, a performance dashboard, and a projected budget report as required by 2012 Public Act 200. The citizen's guide, performance dashboard, and projected budget report shall be made available for public viewing in the clerk's office or posted on a publicly accessible Internet site.
2. Submit to Treasury a citizen's guide, a performance dashboard, and a projected budget report.

City/village/township: This certification, along with a citizen's guide, a performance dashboard, and a projected budget report, **must be received by October 1, 2012** to receive the October and December payments or on or before November 30, 2012 to receive the December payment. Post mark dates will not be considered. For questions, call (517) 373-2697.

County: This certification, along with a citizen's guide, a performance dashboard, and a projected budget report, **must be received by October 1, 2012** (or the first day of a payment month) in order to qualify for that month's payment. Post mark dates will not be considered. For questions, call (517) 373-2697.

PART 1: LOCAL UNIT INFORMATION		
Local Unit Name Village of Alanson	Local Unit County Name Emmet County	
Local Unit Code 301024	Contact E-Mail Address irislesh@yahoo.com	
Contact Name Iris E. Lesh	Contact Title Alanson Village Clerk	Contact Telephone Number (231) 548-5431
Website Address, if reports are available online		
PART 2: CERTIFICATION		
<i>In accordance with 2012 Public Act 200, the undersigned hereby certifies to Treasury that the above mentioned local unit has produced a citizen's guide, a performance dashboard, and a projected budget report and has made them available for public viewing in the city, village, township, or county clerk's office or has posted them on a publicly accessible Internet site. The citizen's guide, performance dashboard, and projected budget report are attached to this signed certification.</i>		
Chief Administrative Officer Signature (as defined in MCL 141.422b)	Printed Name of Chief Administrative Officer (as defined in MCL 141.422b) Iris E. Lesh	
Title Alanson Village Clerk	Date September 28, 2012	

Completed and signed form (including required attachments) should be e-mailed to: **TreasRevenueSharing@michigan.gov**

If you are unable to submit via e-mail, mail the completed form and required attachments to:

Michigan Department of Treasury
Office of Revenue and Tax Analysis
PO Box 30722
Lansing MI 48909

TREASURY USE ONLY		
EVIP/CIP Y N	Certification Received	EVIP/CIP Notes
Final Certification	Dashboard Received	
	Citizens Guide Received	
	Projected Budget Report Received	

The Village of Alanson

[Home Page](#)

[Mayor's Greeting](#)

[Village Services](#)

[Our Community](#)

[Businesses Directory](#)

[Visitor's Guide](#)

[Regional Information](#)

[Alanson Public Schools](#)

[Alanson Riverfest](#)

[Photo Galleries](#)

[Contact Us](#)

Search...



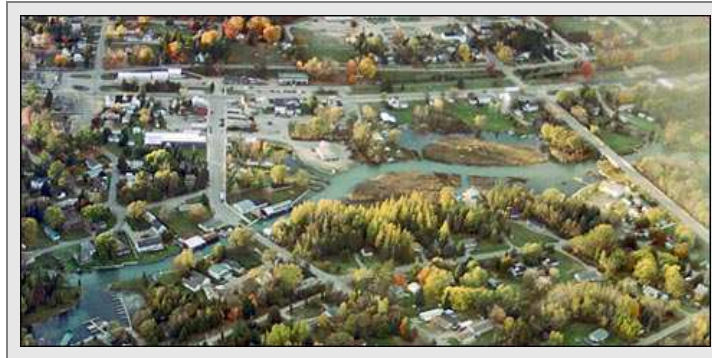
Welcome to the Village of Alanson!

The Village of Alanson is serenely nestled on the bank of the Crooked River, a major link in the [Inland Waterway of Northern Michigan](#), making it easily accessible by either boat or automobile. We are conveniently located 10 miles north of Petoskey on U.S. 31 and M-68.

The Village was first settled in 1875 and incorporated in 1905 during the great Michigan lumber boom. Our Village retains the character of that bygone era even though visitors will find the sawmills are long gone.

The Downtown area is contained in several short blocks that place many shops and services within easy walking distance. Shoppers can browse for antiques, flowers, fresh baked goodies or visit the hairdresser, bank and post office. There are restaurants galore, a first class hotel, and a hardware store that is a historical landmark.

For tranquility, walk the boardwalk along the river, sit on the Island for a fresh breeze off the water, or sit among the fragrant flowers on the Hillside Gardens. You will find Alanson is "a Place to Enjoy... a Place to Remember".



Aerial view of the Village of Alanson.



Village of Alanson

7631 U.S. 31 N.
P.O. Box 425
Alanson, MI 49706

(231) 548-5431
ilesh.clerk@yahoo.com

News & Coming Events...

Coming soon Alanson Riverfest 2012. [Click Here](#) for more information.

Support Our Troops!

Send a local armed service-person a letter! [Click here for addresses.](#)



[United States](#) ▶ [Michigan](#) ▶ [10 NWM](#) ▶ [Emmet County](#) ▶ **Village of Alanson**

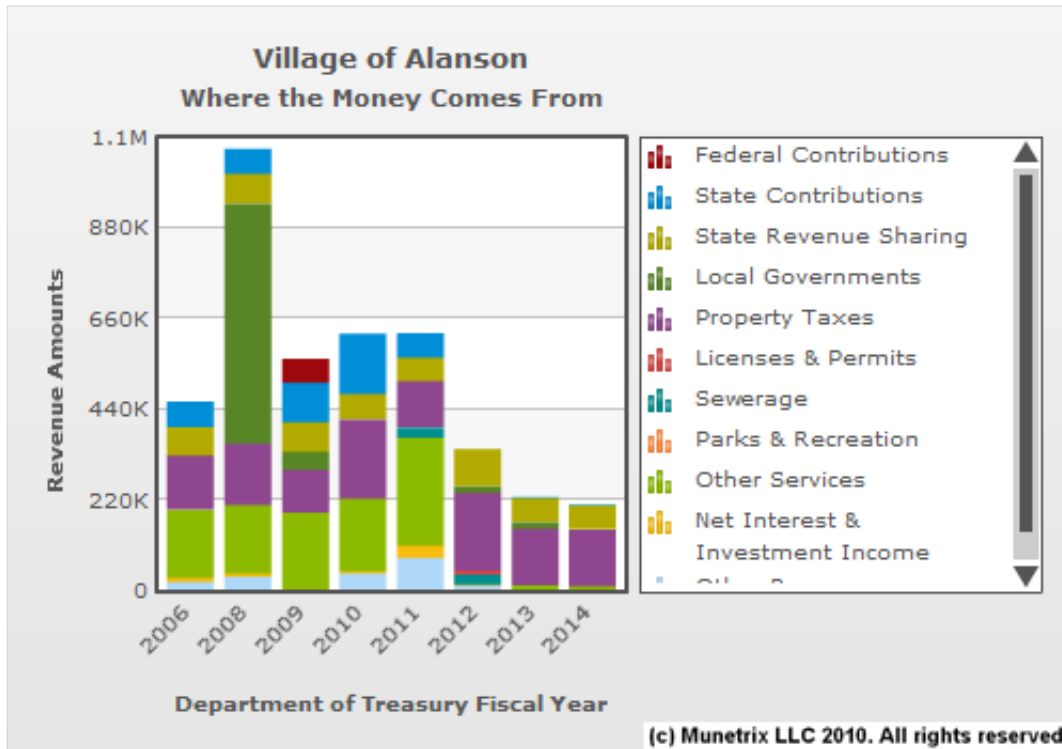
Name	Type	Fiscal Year End	Population 2010	Phone	Website
Village of Alanson	Village	February	738	(231) 548-5431	http://www.villageofalanson.com

Multi-year General Fund Data for Village of Alanson

Year	Data Status	Fiscal Indicator Score (4)	Population (3)	Operating Millage (2)	General Fund Balance (1)	Governmental Activities Long Term Debt (1)	General Fund Revenues (1)	General Fund Expenditures (1)	Taxable Value (2)
2014	Forecast		738						
2013	Budget		738				\$254,390	\$254,390	\$16,248,018
2012	Audited	3	738		\$166,916	\$118,382	\$332,057	\$287,601	\$16,248,018
2011	Historic		738		\$100,388		\$326,741	\$334,989	\$18,334,858
2010	Historic	0	738	5.97450	\$129,240	\$126,031	\$362,262	\$320,792	\$18,559,426
2009	Historic		783	5.52990					\$18,848,325
2008	Historic	3	783	5.29030	\$135,786	\$0	\$247,396	\$244,776	\$20,833,365
2007	Historic		783	7.49000					\$18,255,030
2006	Historic		798	4.68828	\$120,080	\$0	\$231,338	\$237,403	\$16,981,235

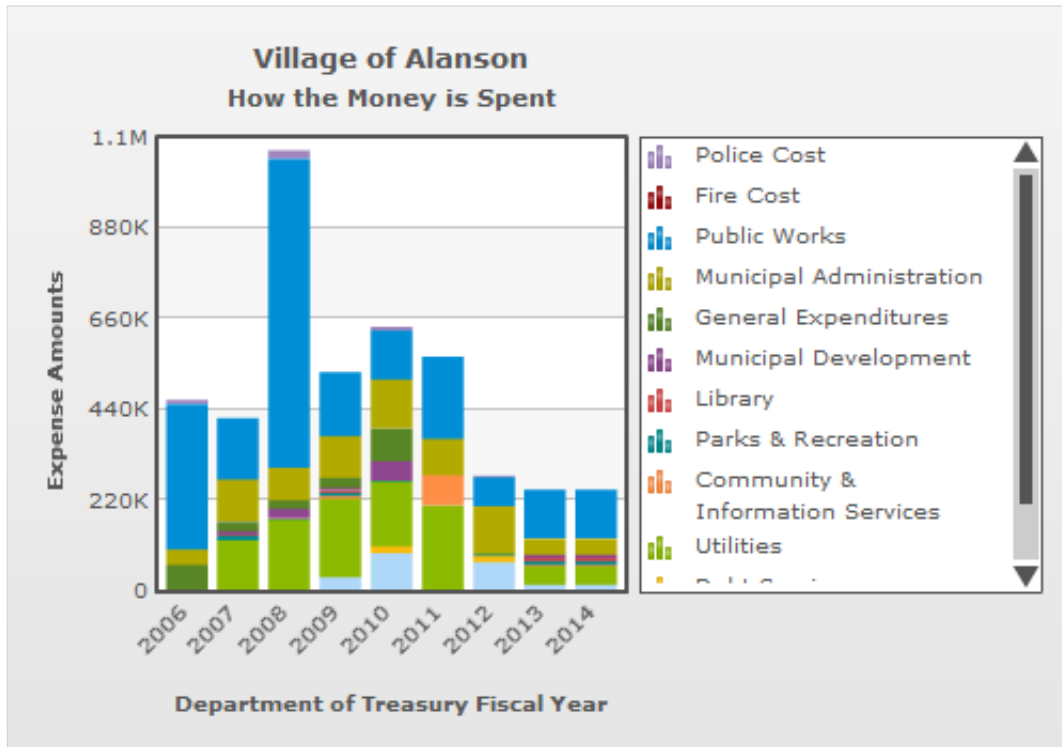
[United States](#) ▶ [Michigan](#) ▶ [10 NWM](#) ▶ [Emmet County](#) ▶ [Village of Alanson](#) ▶ **2012**

Revenue Categories	All Fund Types	Expense Categories	All Fund Types	Comments	Auditing Procedures Report	Value
Federal		Police Cost	\$4,224	County	Population	738
State Revenue Sharing	\$89,718	Fire Cost		Township	General Fund Revenues	\$332,057
State (Other)		General Government	\$118,986		General Fund Expenditures	\$287,601
Other Local Gov'ts		Public Works	\$71,295		Fund Balance	\$166,916
Personal Income Tax		Health & Welfare			Taxable Value	\$16,248,018
Property Taxes	\$188,880	Community & Economic Development			Major Fund Deficit	\$0
Other Taxes		Recreation & Culture	\$3,854		Governmental Activities Long-term Debt	\$118,382
SUB TOTAL	\$278,598	Library			Indicator Score	3
Licenses & Permits	\$9,223	Other			Debt & Equity	
Utilities		Utilities				
Sewage & Trash		Debt Service	\$16,912		Undesignated Fund Balance	\$166,318
		Capital Outlay	\$72,330		Designated Fund Balance	\$598
Parks and recreation					Reserved Fund Balance	
Hospitals		TOTAL EXPENSES	\$287,601		Total Cash & Investments	\$178,824
Other Services		Transfers In	\$28,000			
		Transfers Out			Total Debt	\$101,692
TOTAL REVENUE FROM SERVICES	\$9,223	Compensation			Unfunded	Liabilities
Net Interest & Investment Income	\$30,180					
Employee Pensions		Pensioners			Pensions Actuarial Liability	\$0
Other Revenues	\$14,056	Headcount (FTE)			Pension Fund Assets	\$0
TOTAL OTHER REVENUES	\$44,236	Benefits			OPEB Actuarial Liability	\$0
TOTAL REVENUES	\$332,057	Wages			OPEB Fund Assets	\$0
Notes						



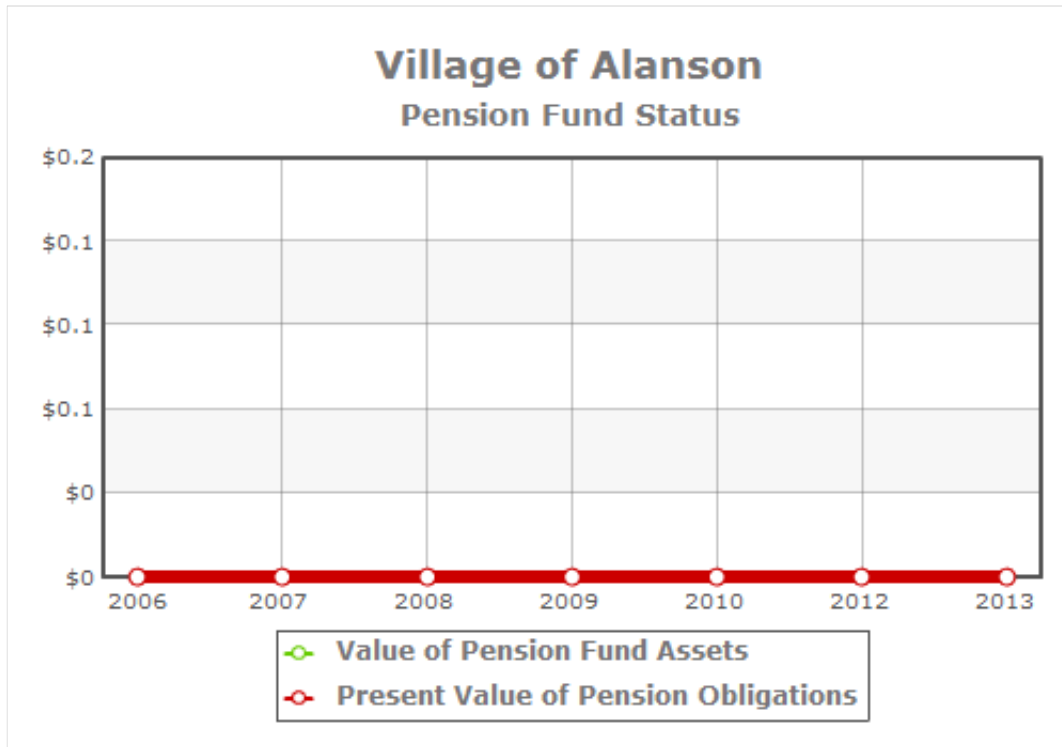
Why it Matters: Revenue is generated from the tax dollars we receive from residents and businesses which are generated from our millage rate multiplied by property valuations. Revenue is also generated from other sources such as State and Federal grants, permits, fees, water and sewer charges, parking fees and citations. (n036)

Notes About the Data: Historical Revenue & Expense data has been loaded from the F65 forms that each municipality files with the State of Michigan and includes all fund types: **General Fund, Other Government Funds, Enterprise and Component Unit** . Current & Future Year data is loaded from the community's own budget or forecast projections and typically only include: **General and other Governmental Funds**. (n016)



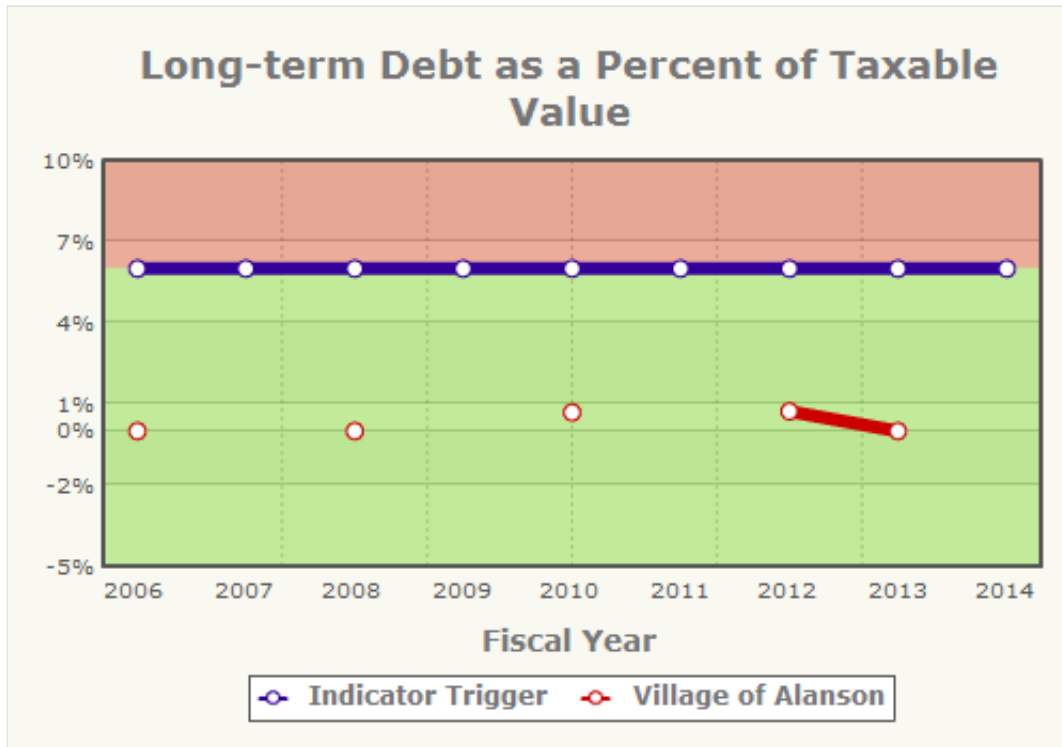
Why it Matters: Just like you, expenses pay the bills. As a service provider for the community, expenses cover the costs associated with running the government and keeping the city clean, safe and to maintain the quality of life we enjoy as residents. (n037)

Notes About the Data: Historical Revenue & Expense data has been loaded from the F65 forms that each municipality files with the State of Michigan and includes all fund types: **General Fund, Other Government Funds, Enterprise and Component Unit**. Current & Future Year data is loaded from the community's own budget or forecast projections and typically only include: **General and other Governmental Funds**. (n016)



Why it Matters: Unfunded pensions and unfunded retiree health care as shown here are determined based on actuarial assessments of asset values and long-term liabilities. Even a "fully-funded" pension system according to annual required contributions (ARC) could be underfunded in a given year, depending on market conditions. (n031)

Notes About the Data: This information is generally found in the footnote disclosures of your municipality's annual financial statements; it is also available in your community's actuarial valuations. (n033)



Why it Matters:Notes from Michigan State Indicator #10: Large debt levels relative to the ability of the unit to generate revenue are a clear sign of fiscal distress. This variable is constructed by taking general long-term debt and dividing it by the taxable value of the unit. Any unit with a debt to taxable value ratio above 6 percent is scored a 1 and those beneath it a 0. (n001)

Notes About the Data:The data presented has been loaded from information provided by the Michigan Department of Treasury which is a compilation of data from various reports provided to and distributed by the State under Public Act 72. (n032)



Dashboard For Village of Alanson

[View details in the Citizens' Guide](#)

Fiscal Stability			
	FY 2011	FY 2012	Progress
Annual General Fund expenditures per capita	\$454	\$390	↑
Fund balance as % of annual General Fund expenditures	30%	58%	↑
Other Post Employment Benefits % Funded	0%	0%	↔
Pension % Funded	0%	0%	↔
Debt burden per capita	\$0	\$138	↓
Public Safety			
	2010	2011	Progress
Crimes against persons per thousand residents	19	20.3	↓
Crimes against property per thousand residents	20.3	42	↓
Crimes against society per thousand residents	25.7	9.5	↑
Other crimes per thousand residents	32.5	24.4	↑
Traffic crashes non-injury	26	16	↑
Traffic crashes injuries or fatalities	8	1	↑
Quality of Life			
	FY 2011	FY 2012	Progress
Acres of park per thousand residents	0%	0%	↔
Percent of General Fund budget committed to arts culture and recreation	0%	1.3%	↑
School District Enrollment			
	2010	2011	Progress
Alanson Public Schools	326	326	↔