

DETOUR AREA SCHOOLS
Chippewa County, Michigan

Annual Financial Report

For the year ended June 30, 2017

DETOUR AREA SCHOOLS
Table of Contents

For the year ended June 30, 2017

Financial Section

<i>Independent Auditor's Report</i>	1
<i>Management's Discussion and Analysis</i>	4
<i>Basic Financial Statements</i>	12
District-Wide Financial Statements:	
Statement of Net Position	13
Statement of Activities	14
Fund Financial Statements:	
Governmental Funds:	
Balance Sheet	15
Reconciliation of Total Governmental Fund Balances to Net Position of Governmental Activities	16
Statement of Revenues, Expenditures and Changes in Fund Balances	17
Reconciliation of the Statement of Revenues, Expenditures and Changes In Fund Balances of Governmental Funds to the Statement of Activities	18
Statement of Revenues, Expenditures and Changes in Fund Balances – Budget and Actual – General Fund	19
Fiduciary Fund:	
Statement of Fiduciary Assets and Liabilities	20
Notes to Basic Financial Statements	21
<i>Required Supplementary Information</i>	
Schedule of the District's Proportionate Share of the Net Pension Liability	48
Schedule of District Contributions	49
Notes to Required Supplementary Information	50

**DETOUR AREA SCHOOLS
Table of Contents (Continued)**

For the year ended June 30, 2017

Supplementary Information

Combining and Individual Fund Statements and Schedules:

Nonmajor Governmental Funds.....	52
Combining Balance Sheet.....	53
Combining Schedule of Revenues, Expenditures and Changes in Fund Balances.....	55
Schedules of Revenues, Expenditures and Changes in Fund Balances – Budget and Actual:	
Food Service Special Revenue Fund.....	57
Public Library Special Revenue Fund.....	58
Agency Fund.....	59
Student Activities Agency Fund:	
Statement of Changes in Assets and Liabilities.....	60

Internal Control and Compliance..... 61

Independent Auditor’s Report on Internal Control Over Financial Reporting and on Compliance and Other Matters Based on an Audit of Financial Statements Performed in Accordance With <i>Government Auditing Standards</i>	62
---	----

FINANCIAL SECTION



INDEPENDENT AUDITOR'S REPORT

October 23, 2017

The Board of Education
DeTour Area Schools

Report on the Financial Statements

We have audited the accompanying financial statements of the governmental activities, the major fund and the aggregate remaining fund information of DeTour Area Schools (the "District") as of and for the year ended June 30, 2017, and the related notes to the financial statements, which collectively comprise the District's basic financial statements as listed in the table of contents.

Management's Responsibility for the Financial Statements

Management is responsible for the preparation and fair presentation of these financial statements in accordance with accounting principles generally accepted in the United States of America; this includes the design, implementation, and maintenance of internal control relevant to the preparation and fair presentation of financial statements that are free from material misstatement, whether due to fraud or error.

Auditor's Responsibility

Our responsibility is to express opinions on these financial statements based on our audit. We conducted our audit in accordance with auditing standards generally accepted in the United States of America and the standards applicable to financial audits contained in Government Auditing Standards, issued by the Comptroller General of the United States. Those standards require that we plan and perform the audit to obtain reasonable assurance about whether the financial statements are free from material misstatement.

An audit involves performing procedures to obtain audit evidence about the amounts and disclosures in the financial statements. The procedures selected depend on the auditor's judgment, including the assessment of the risks of material misstatement of the financial statements, whether due to fraud or error. In making those risk assessments, the auditor considers internal control relevant to the entity's preparation and fair presentation of the financial statements in order to design audit procedures that are appropriate in the circumstances, but not for the purpose of expressing an opinion on the effectiveness of the entity's internal control. Accordingly, we express no such opinion. An audit also includes evaluating the appropriateness of accounting policies used and the reasonableness of significant accounting estimates made by management, as well as evaluating the overall presentation of the financial statements.

We believe that the audit evidence we have obtained is sufficient and appropriate to provide a basis for our audit opinions.

Opinions

In our opinion, the financial statements referred to above present fairly, in all material respects, the respective financial position of the governmental activities, the major fund and the aggregate remaining fund information of DeTour Area Schools as of June 30, 2017, and the respective changes in financial position and budgetary comparison for the General Fund for the year then ended, in accordance with accounting principles generally accepted in the United States of America.

Other Matters

Required Supplementary Information

Accounting principles generally accepted in the United States of America require that the Management's Discussion and Analysis and Required Supplementary Information, as listed in the table of contents, be presented to supplement the basic financial statements. Such information, although not a part of the basic financial statements, is required by the Governmental Accounting Standards Board, who considers it to be an essential part of financial reporting for placing the basic financial statements in an appropriate operational, economic, or historical context. We have applied certain limited procedures to the required supplementary information in accordance with auditing standards generally accepted in the United States of America, which consisted of inquiries of management about the methods of preparing the information and comparing the information for consistency with management's responses to our inquiries, the basic financial statements, and other knowledge we obtained during our audit of the basic financial statements. We do not express an opinion or provide any assurance on the information because the limited procedures do not provide us with sufficient evidence to express an opinion or provide any assurance.

Other Information

Our audit was conducted for the purpose of forming opinions on the financial statements that collectively comprise DeTour Area Schools' basic financial statements. The supplementary information as listed in the table of contents is presented for purposes of additional analysis and is not a required part of the basic financial statements.

The combining and individual fund financial statements are the responsibility of management and were derived from and relate directly to the underlying accounting and other records used to prepare the basic financial statements. Such information has been subjected to the auditing procedures applied in the audit of the basic financial statements and certain additional procedures, including comparing and reconciling such information directly to the underlying accounting and other records used to prepare the basic financial statements or to the basic financial statements themselves, and other additional procedures in accordance with auditing standards generally accepted in the United States of America. In our opinion, the combining and individual fund financial statements are fairly stated in all material respects in relation to the basic financial statements as a whole.

Other Reporting Required by *Government Auditing Standards*


In accordance with Government Auditing Standards, we have also issued our report dated October 23, 2017 on our consideration of DeTour Area Schools' internal control over financial reporting and on our tests of its compliance with certain provisions of laws, regulations, contracts, grant agreements and other matters. The purpose of that report is to describe the scope of our testing of internal control over financial reporting and compliance and the results of that testing, and not to provide an opinion on the internal control over financial reporting or on compliance. That report is an integral part of an audit performed in accordance with *Government Auditing Standards* in considering DeTour Area Schools' internal control over financial reporting and compliance.



Certified Public Accountants

This Page Intentionally Left Blank

MANAGEMENT'S DISCUSSION AND ANALYSIS



DETOUR AREA SCHOOLS
Management's Discussion and Analysis
June 30, 2017

As management of the DeTour Area Schools, we offer readers of the District's financial statements this narrative overview and analysis of the financial activities of the District for the fiscal year ended June 30, 2017. We encourage readers to consider the information presented here in conjunction with the District's financial statements, which immediately follow this section.

Overview of the Financial Statements

This annual report consists of four parts: Management's Discussion and Analysis (this section), the Basic Financial Statements, Required Supplementary Information, and Supplementary Information. The Basic Financial Statements include two kinds of statements that present different views of the District:

- The first two statements, the Statement of Net Position and the Statement of Activities, are *district-wide financial statements* that provide both short-term and long-term information about the District's overall financial status.
- The remaining statements are *fund financial statements* that focus on individual parts of the District, reporting the District's operations in more detail than the district-wide statements.
 - ♦ *Governmental funds statements* tell how basic services such as regular and special education were financed in the short term as well as what remains for future spending.
 - ♦ *Fiduciary funds statements* provide information about the financial relationships in which the District acts solely as a trustee or agent for the benefit of others.


The Basic Financial Statements also include Notes to Financial Statements that explain the information in the Basic Financial Statements and provide more detailed data; Required Supplementary Information includes pension information schedules; Other Supplementary Information follows and includes combining and individual fund statements and schedules.

District-wide Statements

The district-wide financial statements report information about the District as a whole using accounting methods similar to those used by private-sector companies. The Statement of Net Position includes all of the District's assets, deferred outflows of resources, liabilities, and deferred inflows of resources. All of the current year's revenues and expenses are accounted for in the Statement of Activities regardless of when cash is received or paid.

The two district-wide statements report the District's net position, and how it has changed. Net position - the difference between the District's assets, deferred outflows of resources, liabilities, and deferred inflows of resources - is one way to measure the District's financial health or position.

- Over time, increases or decreases in the District's net position is an indicator of whether its financial position is improving or deteriorating, respectively.
- To assess the District's overall health, one should consider additional non-financial factors such as changes in the District's property tax-base, economic factors that might influence state aid revenue, and the condition of school buildings and other facilities.



DETOUR AREA SCHOOLS
Management's Discussion and Analysis
June 30, 2017


In the district-wide financial statements, the District's activities are presented as follows:

- *Governmental activities:* The District's basic services are included here, such as regular and special education, instructional support, transportation, administration, community services, food service and athletics. State aid and property taxes finance most of these activities.

Condensed District-wide Financial Information

The Statement of Net Position provides financial information on the District as a whole.

	2017	2016
Assets		
Current assets	\$ 913,027	\$ 1,052,133
Net capital assets	5,756,186	6,068,225
Total Assets	6,669,213	7,120,358
Deferred Outflows of Resources	977,662	784,516
Liabilities		
Current liabilities	324,719	789,492
Long-term liabilities	2,455,926	2,387,044
Net pension liability	4,547,180	4,258,792
Total Liabilities	7,327,825	7,435,328
Deferred Inflows of Resources	13,600	14,106
Net Position		
Net investment in capital assets	3,432,926	3,310,120
Restricted	192,002	232,776
Unrestricted (deficit)	(3,319,478)	(3,087,456)
Total Net Position	\$ 305,450	\$ 455,440



DETOUR AREA SCHOOLS
Management's Discussion and Analysis
June 30, 2017

The Statement of Activities presents changes in net position from operating results:


	<u>2017</u>	<u>2016</u>
Program Revenues		
Charges for services	\$ 70,516	\$ 101,739
Operating grants	1,018,940	950,215
General Revenues		
Property taxes	2,476,891	2,533,195
State school aid, unrestricted	264,224	232,517
Interest and investment earnings	6,125	8,423
Other	30,388	20,424
Total Revenues	<u>3,867,084</u>	<u>3,846,513</u>
Expenses		
Instruction	2,202,765	2,142,567
Supporting services	1,188,668	1,048,432
Community services	36,015	39,927
Food service	154,813	165,535
Other	10,257	7,225
Interest on long-term debt	101,969	110,526
Depreciation - unallocated	322,587	325,448
Total Expenses	<u>4,017,074</u>	<u>3,839,660</u>
Increase (decrease) in net position	(149,990)	6,853
Net Position, Beginning of Year	<u>455,440</u>	<u>448,587</u>
Net Position, End of Year	<u><u>\$ 305,450</u></u>	<u><u>\$ 455,440</u></u>

Financial Analysis of the District as a Whole

Total expenses exceeded revenues by \$149,990 on the Statement of Activities, decreasing total net position from \$455,440 at June 30, 2016 to \$305,450 at June 30, 2017. Unrestricted Net Assets decreased from a deficit of \$3,087,456 at June 30, 2016, to a deficit of \$3,319,478 at June 30, 2017. The District's net pension liability, including deferred outflows and inflows of resources, increased by \$87,511 during the fiscal year.

The District's financial position is the product of many factors. Stable revenues and expenditures account for the continued stability of the district's financial position.

The District's total revenues were \$3.9 million. Property taxes and unrestricted State aid accounted for most of the District's revenues, contributing 71% of the total. The remainder came from State and federal aid for specific programs, fees charged for services, interest earnings and other local sources.



DETOUR AREA SCHOOLS
Management's Discussion and Analysis
June 30, 2017

The total cost of all programs was \$4.0 million. The District's expenses are predominantly related to instructing, caring for (pupil services) and transporting students (57 percent). District administrative and business services accounted for 13 percent of total costs, and operation and maintenance services accounted for 8 percent of total costs.

The current position of the District's finances can be credited to careful monitoring of economic changes and appropriate cost-cutting measures to maintain programs during these challenging economic times. Despite the ongoing uncertainty of funding revenue from the State of Michigan, the District has endeavored to maintain a positive fund balance.


- The District has conducted a thorough budget analysis and has broken the budget down into specific components and their related expenses. This has allowed the District to prioritize expenses, and also to identify where cuts could occur if necessary.
- Regular updates were provided to the Board of Education during the school year. This information is also presented to the community via the District's website, staff meetings and presentations.
- Collaboration with the surrounding districts have helped reduced expenditures in many areas. The Districts in the EUPISD region continue to collaborate in combining services where possible.

Fund Financial Statements

The fund financial statements provide more detailed information about the District's funds, focusing on its most significant or "major" funds - not the District as a whole. Funds are accounting devices the District uses to keep track of specific sources of funding and spending on particular programs. As a general rule, fund balances from one fund are prohibited from being expended on expenditures of another fund.

The District utilizes two kinds of funds:

- *Governmental funds:* Most of the District's basic services are included in governmental funds, which generally focus on (1) how cash and other financial assets that can readily be converted to cash flow in and out and (2) the balances left at year-end that are available for spending. Consequently, the governmental funds statements provide a detailed short-term view that helps the reader determine whether there are more or fewer financial resources that can be spent in the near future to finance the District's programs. Because this information does not encompass the additional long-term focus of the district-wide statements, additional information following the governmental funds' statements explain the relationship (or differences) between them.
- *Fiduciary funds:* The District is the trustee, or fiduciary, for assets that belong to others, such as Student Activities Funds. The District is responsible for ensuring that the assets reported in these funds are used only for their intended purposes and by those to whom the assets belong. The District excludes these activities from the district-wide financial statements because it cannot use these assets to finance its operations.



DETOUR AREA SCHOOLS
Management's Discussion and Analysis
June 30, 2017

Financial Analysis of the District's Funds

The District uses funds to record and analyze financial information. Detour Area Schools are described as follows:

Major Funds

- The General Fund is our primary operating fund. The General Fund had total revenues of \$3,335,673, total expenditures of \$3,331,704, and total other financing uses of \$129,597. The General Fund ended the fiscal year with a fund balance of \$396,306, down from \$521,934 at June 30, 2016.


Nonmajor Funds

- The Food Service Fund, which administers the hot lunch program of the District, had total revenues of \$108,396, total other financing sources of \$43,000, and total expenditures of \$149,574 in 2016-17, increasing its fund balance to \$13,484 at June 30, 2017, up from \$11,662 at June 30, 2016.
- The Public Library Fund had total revenues of \$27,295, total other financing sources of \$12,000, and total expenditures of \$35,135, in 2016-17, increasing its fund balance to \$47,542 at June 30, 2017, up from \$43,382 at June 30, 2016.
- The District operates two Debt Service Funds to finance the repayment of general obligation bonds. Total revenues were \$387,806, total other financing sources were \$74,597, and total expenditures were \$510,964. The ending fund balances totaled \$42,843.
- The District operates Two Capital Project Funds, the General Capital Projects fund and the 2011 Construction Fund, which account for financial resources to be used for acquisition or construction of major capital facilities. The General Capital Projects Fund had total revenues of \$418 and no expenditures in 2016-17, increasing its fund balance to \$100,704 at June 30, 2017, up from \$100,286 at June 30, 2016. The 2011 Construction fund had total revenues of \$5 and no expenditures in 2016-17, increasing its fund balance to \$2,933 at June 30, 2017, up from \$2,928 at June 30, 2016.
- The Student Activities Fund is operated as an Agency Fund of the District. The assets of this fund are being held for the benefit of District students. Balances on hand at June 30, 2017 totaled \$58,038.

General Fund Budgetary Highlights

During the course of the year, the District continuously reviews the annual operating budget after the June adoption. Changes in the budget are due to the following:

- Final amendments are made in June for increases in appropriations to prevent budget overruns and reductions in expenses put into place by the administration.
- The final budget for the General Fund anticipated the fund balance to be 11% of General Fund expenditures and transfers, the actual result were 12% of the expenditures.
- The decrease in fund balance was due primarily to an increase in instructional expenses including higher insurance benefits and retirement benefits.



DETOUR AREA SCHOOLS
Management's Discussion and Analysis
June 30, 2017

Capital Asset and Debt Administration

Capital Assets

By the end of 2017, the District had a \$9.6 million investment in a broad range of capital assets, including land, school buildings, athletic facilities, vehicles, computer equipment and software, and administrative offices. (More detailed information about capital assets can be found in Note E in the Notes to Basic Financial Statements.)

At June 30, 2017, the District's investment in capital assets (net of accumulated depreciation), was \$5,756,186. Capital asset additions and disposals totaled \$13,580 and \$32,173, respectively, for the fiscal year with accumulated depreciation increasing \$293,446, leaving a net decrease in the book value of capital assets of \$312,039.

The District's net investment in capital assets, including land, land improvements, buildings and additions, vehicles and furniture and equipment, is detailed as follows:


Land	\$ 53,737
Buildings and additions	5,344,333
Furniture and equipment	214,838
Vehicles	<u>143,278</u>
Net Capital Assets	<u>\$ 5,756,186</u>

Long-term Debt

At year end, the District had \$2.5 million in general obligation bonds and other long-term debt outstanding – a net decrease of \$423,187 from June 30, 2016.

The District's bond rating for general obligation debt was affirmed by Standard and Poor's as AA-with stable outlook. The State limits the amount of general obligation debt that schools can issue to 15 percent of the assessed value of all taxable property within a District's boundaries.

The District's other obligations include accumulated sick leave. We present more detailed information about our long-term liabilities in Note F in the Notes to Basic Financial Statements.



DETOUR AREA SCHOOLS
Management's Discussion and Analysis
June 30, 2017

Factors Bearing on the District's Future

At the time these financial statements were prepared and audited, the District was aware of the following circumstances that could significantly affect its financial health in the future:

- The State of Michigan continues to increase its focus on student achievement. Results of standardized test scores (Michigan Educational Assessment Program and the Michigan Merit Exam) are compared from year to year, with the results being tabulated by school building and by district. With the changes to the federal Title I legislation resulting from the No Child Left Behind Act, adequate yearly progress of students will be more important as certain portions of funding are tied to it.
- Cost increases exceeding the general rate of inflation continue to be expected for the District relative to health care and pension contribution obligations in 2017-18 and beyond. These costs represent a significant portion of the District's budget and their rate of increase is a concern to management. Surges in prices of energy commodities such as diesel, gasoline and natural gas have abated and prices have even declined. If this trend is sustained, it may provide some relief from the rate of growth in overall operating costs going forward.
- The District and bargaining units negotiated a multi-year agreement expiring at the end of the 2017-18 school year. The current contract provides health insurance utilizing MESSA Choices II Plan as the standard plan with staff paying any costs over the state hard cap. Recent changes to laws regulating the bidding and procurement of health insurance may change the way insurance is provided to the bargaining units.
- Recent months have seen a lot of legislative activity in the areas of teacher tenure, seniority and layoffs, teacher and administrator evaluations, student achievement and employee contributions to health insurance. The District is determined to keep up with all the changes even with a reduction in the administrative work force.
- As the District continues to face the budget challenges of the current and upcoming school years, operating efficiencies and balanced budgets will be necessary. The ability to continue to operate an adequate educational system with continued less revenue and increasing expenditures is the challenge of the future. The Board of Education is currently working on strategic plan goals that include fiscal oversight, fiscal responsibility, and financial planning.

Contacting the District's Financial Management

This financial report is designed to provide the District's citizens, taxpayers, customers, and investors and creditors with a general overview of the District's finances and to demonstrate the District's accountability for the money it receives. If you have questions about this report or need additional financial information, contact the Business Office, DeTour Area Schools, 202 South Division Street, DeTour Village, MI 49725.

BASIC FINANCIAL STATEMENTS

DETOUR AREA SCHOOLS
Statement of Net Position
June 30, 2017

	Governmental Activities
Assets	
Cash equivalents, deposits and investments (Note B)	\$ 639,876
Accounts receivable	8,132
Due from other governmental units	263,630
Inventory	1,389
Capital assets not being depreciated (Note E)	53,737
Capital assets being depreciated, net (Note E)	5,702,449
	6,669,213
Deferred Outflows of Resources	
Loss on advance bond refundings, net	14,451
Deferred pension amounts	963,211
	977,662
Liabilities	
Accounts payable	1,467
Due to other governmental units	90,496
Payroll withholdings	36,753
Salaries payable	178,629
Unearned revenue	1,870
Accrued interest payable	15,504
Long-term liabilities (Note F):	
Due within one year	723,252
Due in more than one year	1,732,675
Net pension liability	4,547,180
	7,327,825
Deferred Inflows of Resources	
Deferred pension amounts	13,600
	13,600
Net Position	
Net investment in capital assets	3,432,926
Restricted for:	
Capital projects	103,637
Debt service	27,339
Public library	47,542
Food service	13,484
Unrestricted	(3,319,478)
	305,450
Total Net Position	\$ 305,450

See accompanying notes to basic financial statements.

DETOUR AREA SCHOOLS
Statement of Activities
For the year ended June 30, 2017

Functions/Programs	Expenses	Program Revenues		Net (Expense) Revenue and Changes In Net Position
		Charges for Services	Operating Grants	
Governmental Activities				
Instruction	\$ 2,202,765	\$ 12,620	\$ 870,893	\$ (1,319,252)
Supporting services	1,188,668	22,782	149	(1,165,737)
Community services	36,015	2,401	8,614	(25,000)
Food service	154,813	32,713	75,683	(46,417)
Other	10,257	-	-	(10,257)
Interest on long-term debt	101,969	-	63,601	(38,368)
Depreciation - unallocated*	322,587	-	-	(322,587)
Total Governmental Activities	\$ 4,017,074	\$ 70,516	\$ 1,018,940	(2,927,618)
General Revenues				
Taxes:				
Property taxes, levied for general operations				2,135,893
Property taxes, levied for debt service				324,747
Property taxes, levied for public library				16,251
State school aid, unrestricted				264,224
Interest and investment earnings				6,125
Other				30,388
Total General Revenues				2,777,628
Change in Net Position				(149,990)
Net Position - Beginning of Year				455,440
Net Position - End of Year				\$ 305,450

* This amount excludes direct depreciation expenses of the various programs.

See accompanying notes to basic financial statements.

DETOUR AREA SCHOOLS
Balance Sheet
Governmental Funds
June 30, 2017

Assets	<u>General</u>	<u>Nonmajor</u>	<u>Total</u>
Cash equivalents, deposits and investments (Note B)	\$ 431,103	\$ 208,773	\$ 639,876
Accounts receivable	7,554	578	8,132
Due from other governmental units (Note C)	262,249	1,381	263,630
Inventory	-	1,389	1,389
Total Assets	<u><u>\$ 700,906</u></u>	<u><u>\$ 212,121</u></u>	<u><u>\$ 913,027</u></u>
 Liabilities and Fund Balances			
Liabilities			
Accounts payable	\$ 1,467	\$ -	\$ 1,467
Due to other governmental units	90,496	-	90,496
Payroll withholdings	34,008	2,745	36,753
Salaries payable	178,629	-	178,629
Unearned revenue	-	1,870	1,870
Total Liabilities	<u>304,600</u>	<u>4,615</u>	<u>309,215</u>
Fund Balances (Note A)			
Nonspendable	-	1,389	1,389
Restricted	-	206,117	206,117
Unassigned	396,306	-	396,306
Total Fund Balances	<u>396,306</u>	<u>207,506</u>	<u>603,812</u>
Total Liabilities and Fund Balances	<u><u>\$ 700,906</u></u>	<u><u>\$ 212,121</u></u>	<u><u>\$ 913,027</u></u>

See accompanying notes to basic financial statements.

DETOUR AREA SCHOOLS
Reconciliation of Total Governmental Fund Balances to
Net Position of Governmental Activities
June 30, 2017

Total governmental fund balances		\$ 603,812
Amounts reported for governmental activities in the Statement of Net Position are different because:		
Capital assets used in governmental activities are not financial resources and therefore are not reported as assets in governmental funds. The cost of assets is \$9,624,776 and accumulated depreciation is \$3,868,590.		5,756,186
Bond refunding losses are not expensed but are amortized over the life of the new bond issue on the Statement of Activities.		14,451
Long-term liabilities, including bonds payable, are not due and payable in the current period and therefore are not reported as liabilities in the funds. Long-term liabilities at year end consist of:		
General obligation bonds	\$ (2,322,731)	
Bond premium	(14,980)	
Accumulated sick leave	(118,215)	(2,455,926)
Accrued interest on long-term debt is not included as a liability in governmental funds.		(15,504)
Net pension liability and related outflows/inflows of resources are not included as assets/liabilities in governmental funds:		
Net pension liability	(4,547,180)	
Deferred outflows	963,211	
Deferred inflows	(13,600)	(3,597,569)
Total net position - governmental activities		\$ 305,450

See accompanying notes to basic financial statements.

DETOUR AREA SCHOOLS
Statement of Revenues, Expenditures and
Changes in Fund Balances
Governmental Funds
For the year ended June 30, 2017

	General	Nonmajor	Total
Revenues			
Local sources	\$ 2,197,727	\$ 377,831	\$ 2,575,558
Non-governmental entity sources	-	7,182	7,182
State sources	547,928	10,317	558,245
Federal sources	64,489	128,590	193,079
Interdistrict sources	525,529	-	525,529
Total Revenues	3,335,673	523,920	3,859,593
Expenditures			
Current:			
Instruction	2,138,814	-	2,138,814
Supporting services	1,165,924	-	1,165,924
Community services	-	35,135	35,135
Food service	-	149,574	149,574
Debt service:			
Principal repayment	25,276	409,303	434,579
Interest and fiscal charges	1,690	101,661	103,351
Total Expenditures	3,331,704	695,673	4,027,377
Excess (Deficiency) of Revenues Over Expenditures	3,969	(171,753)	(167,784)
Other Financing Sources (Uses)			
Transfers in	-	129,597	129,597
Transfers out	(129,597)	-	(129,597)
Total Other Financing Sources (Uses)	(129,597)	129,597	-
Net Change in Fund Balances	(125,628)	(42,156)	(167,784)
Fund Balances, Beginning of Year	521,934	249,662	771,596
Fund Balances, End of Year	\$ 396,306	\$ 207,506	\$ 603,812

See accompanying notes to basic financial statements.

DETOUR AREA SCHOOLS
Reconciliation of the Statement of Revenues, Expenditures
and Changes in Fund Balances of Governmental Funds
to the Statement of Activities
For the year ended June 30, 2017

Net change in fund balances - total governmental funds \$ (167,784)

Amounts reported for governmental activities in the Statement of Activities are different because:

Governmental funds report capital outlays as expenditures. However, in the Statement of Activities, the cost of these assets is capitalized and allocated over their estimated useful lives as depreciation expense. This is the amount by which depreciation exceeded capital outlays in the current period:

	\$	13,580	
Capital outlays			
Depreciation expense		(322,587)	(309,007)

In the Statement of Activities, only the loss on the sale of capital assets is reported, whereas in the governmental funds, the proceeds from the sale(s) increase financial resources. Thus, the change in net position differs from the change in fund balance by the net book value of the assets sold/retired. (3,032)

Bond premium is amortized over the life of the new bond issue in the Statement of Activities. 7,491

Losses on advanced bond refundings are amortized over the life of the new bond issue in the Statement of Activities. (7,225)

Repayment of long-term debt principal is an expenditure in the governmental funds, but it reduces long-term liabilities in the Statement of Net Position and does not effect the Statement of Activities:

		409,303	
Repayment of general obligation bonds			
Repayment of capital lease		25,276	434,579

Interest on long-term liabilities in the Statement of Activities differs from the amount reported on the governmental funds because interest is recorded as an expenditure in the funds when it is due and paid, and thus requires the use of current financial resources. In the Statement of Activities, however, interest expense is recognized as the interest accrues, regardless of when it is paid. 1,382

In the Statement of Net Position, accumulated sick leave is measured by the amounts earned during the year. In the governmental funds, however, expenditures are measured by the amount of financial resources used (essentially, the amounts actually paid). This year the amount of these benefits earned \$278,564 exceeded the amount of benefits used/paid \$259,681. (18,883)

The changes in net pension liability and related deferred outflows/inflows of resources are not included as revenues/expenditures in governmental funds. (87,511)

Total changes in net position - governmental activities \$ (149,990)

See accompanying notes to basic financial statements.

DETOUR AREA SCHOOLS
General Fund
Statement of Revenues, Expenditures and Changes in Fund Balances - Budget and Actual
For the year ended June 30, 2017

	Budgeted Amounts		Actual	Variance With Final Budget
	Original	Final		
Revenues				
Local sources	\$ 2,188,500	\$ 2,197,401	\$ 2,197,727	\$ 326
State sources	483,200	549,928	547,928	(2,000)
Federal sources	75,342	63,314	64,489	1,175
Interdistrict sources	518,700	512,709	525,529	12,820
Total Revenues	3,265,742	3,323,352	3,335,673	12,321
Expenditures				
Current:				
Instruction:				
Basic programs	1,809,070	1,820,682	1,825,590	(4,908)
Added needs	321,322	316,358	313,224	3,134
Supporting services:				
Pupil services	11,150	10,715	10,665	50
Instructional staff services	1,534	1,000	998	2
General administrative services	200,516	201,920	199,662	2,258
School administrative services	247,812	284,326	281,120	3,206
Business services	50,600	45,848	45,794	54
Operation and maintenance services	272,010	311,486	301,992	9,494
Pupil transportation services	179,500	214,675	212,414	2,261
Central services	49,100	65,265	66,325	(1,060)
Other supporting services	46,678	48,723	46,954	1,769
Debt service:				
Principal repayment	26,966	26,966	25,276	1,690
Interest and fiscal charges	-	-	1,690	(1,690)
Total Expenditures	3,216,258	3,347,964	3,331,704	16,260
Excess (Deficiency) of Revenues Over Expenditures	49,484	(24,612)	3,969	28,581
Other Financing Sources (Uses)				
Transfers out	(162,000)	(129,597)	(129,597)	-
Net Change in Fund Balances	(112,516)	(154,209)	(125,628)	28,581
Fund Balances, Beginning of Year	521,934	521,934	521,934	-
Fund Balances, End of Year	\$ 409,418	\$ 367,725	\$ 396,306	\$ 28,581

See accompanying notes to basic financial statements.

DETOUR AREA SCHOOLS
Fiduciary Fund
Statement of Fiduciary Assets and Liabilities
June 30, 2017

	<u>Agency Fund</u>
Assets	
Cash equivalents, deposits and investments (Note B)	<u>\$ 58,038</u>
Liabilities	
Due to student groups	<u>\$ 58,038</u>

See accompanying notes to basic financial statements.

NOTES TO BASIC FINANCIAL STATEMENTS

DETOUR AREA SCHOOLS
Notes to Basic Financial Statements
June 30, 2017

Note A – Summary of Significant Accounting Policies

DeTour Area Schools was organized under the School Code of the State of Michigan, and services a population of approximately 115 students. The District is governed by an elected Board of Education consisting of seven members and administered by a Superintendent who is appointed by the aforementioned Board. The District provides a comprehensive range of educational services as specified by state statute and Board of Education policy. These services include elementary education, secondary education, athletic activities, special education, community services and general administrative services. The Board of Education also has broad financial responsibilities, including the approval of the annual budget and the establishment of a system of accounting and budgetary controls.

The financial statements of DeTour Area Schools (the “District”) have been prepared in conformity with accounting principles generally accepted in the United States of America as applicable to school districts. The Governmental Accounting Standards Board (GASB) is the accepted standard-setting body for establishing governmental accounting and financial reporting principles.

The District’s significant accounting policies are described below.

1. Reporting Entity

The financial reporting entity consists of a primary government and its component units. The District is a primary government because it is a special-purpose government that has a separately elected governing body, is legally separate and is fiscally independent of other state or local governments. Furthermore, there are no component units combined with the District for financial statement presentation purposes, and the District is not included in any other governmental reporting entity. Consequently, the District’s financial statements include the funds of those organizational entities for which its elected governing board is financially accountable.

2. District-wide and Fund Financial Statements

District-wide Financial Statements - The district-wide financial statements (i.e., the Statement of Net Position and the Statement of Activities) present financial information about the District as a whole. The reported information includes all of the nonfiduciary activities of the District. The District does not allocate indirect costs and, for the most part, the effect of interfund activity has been removed. These statements are to distinguish between the *governmental* and *business-type activities* of the District. *Governmental activities* normally are supported by taxes and intergovernmental revenues, and are reported separately from *business-type activities*, which rely to a significant extent on fees and charges for support. The District does not have any *business-type activities*.

The Statement of Net Position is reported on the full accrual, economic resource basis, which recognizes all long-term assets as well as all long-term debt and obligations. The District’s net position is reported in three parts: net investment in capital assets, restricted net assets, and unrestricted net assets.

The Statement of Activities demonstrates the degree to which the direct expenses of a given function are offset by program revenues. *Direct expenses* are those that are clearly identifiable with a specific function. *Program revenues* include 1) charges to customers or applicants who purchase, use or directly benefit from goods, services or privileges provided by a given function and 2) grants and contributions that are restricted to meeting the operational or capital requirements of a particular function. Property taxes, unrestricted state aid, interest earnings and other items not included among program revenues are reported instead as *general revenues*.

DETOUR AREA SCHOOLS
Notes to Basic Financial Statements
June 30, 2017

Separate financial statements are provided for governmental and fiduciary funds, even though the latter are excluded from the district-wide financial statements. Major individual governmental funds are reported as separate columns in the fund financial statements. The General Fund is the District's only major fund. Non-major funds are aggregated and presented in a single column.

Fund Financial Statements – Governmental fund financial statements are reported using the *current financial resources measurement focus* and the *modified accrual basis of accounting*. Fund level statements include a Balance Sheet and a Statement of Revenues, Expenditures and Changes in Fund Balances. The Balance Sheet reports current assets, current liabilities and fund balances. The Statement of Revenues, Expenditures and Changes in Fund Balances reports on the sources and uses of current financial resources. This differs from the economic resources measurement focus used to report at the district-wide level. Reconciliations between the two sets of statements are provided in separate schedules.

Revenues are recognized when susceptible to accrual; i.e., both measurable and available. Revenues are considered to be *available* when they are collectible within the current period or soon enough thereafter to pay liabilities of the current period. For this purpose, the District considers revenues to be available if they are collected within 60 days after the end of the current fiscal period. Expenditures are generally recorded when the liability is incurred, if they are paid within 60 days after the end of the current fiscal period. The exception to this general rule is that principal and interest on long-term debt is recognized when due.

Revenues susceptible to accrual are property taxes, state aid, federal and interdistrict revenues and investment income. Other revenues are recognized when received. Unearned revenue arises when potential revenue does not meet both the measurable and available criteria for recognition in the current period. Unearned revenue also arises when resources are received by the District before it has a legal claim to them, as when grant monies are received prior to the incurrence of the qualifying expenditures.

3. Measurement Focus, Basis of Accounting and Financial Statement Presentation

District-wide financial statements are reported using the *economic resources measurement focus* and the *accrual basis of accounting*, as is the fiduciary fund financial statement. Revenues are recorded when earned and expenses are recorded when a liability is incurred, regardless of the timing of related cash flows. Property taxes are recognized as revenues in the year for which they are levied. Grants and similar items are recognized as revenue as soon as all eligibility requirements imposed by the grantor or provider have been met.

The State of Michigan utilizes a foundation allowance approach, which provides for a specific annual amount of revenue per student based on a State-wide formula. The foundation allowance is funded from a combination of State and local sources. Revenues from State sources are primarily governed by the School Aid Act and the School Code of Michigan. The State portion of the foundation is provided from the State's School Aid Fund and is recognized as revenues in accordance with State law and accounting principles generally accepted in the United States of America.

Governmental Funds

Governmental funds are those funds through which most school district functions typically are financed. The acquisition, use and balances of a school district's expendable financial resources and the related current liabilities are accounted for through governmental funds.

DETOUR AREA SCHOOLS
Notes to Basic Financial Statements
June 30, 2017

Major Fund:

The *General Fund* is the general operating fund of the District. It is used to account for all financial resources, except those required to be accounted for in another fund. Included are all transactions related to the current operating budget.

Nonmajor Funds:

Special Revenue Funds—Special Revenue Funds are used to account for the proceeds of specific revenue sources that are restricted to expenditures for specified purposes.

School Service Funds—School Service Funds are used to segregate, for administrative purposes, the transactions of a particular activity from regular revenue and expenditure accounts. A school district maintains full control of these funds. The School Service Funds maintained by the District are the Food Service Special Revenue Fund and Public Library Fund.

Debt Service Funds—Debt Service Funds are used to account for the accumulation of resources for, and the payment of, long-term debt (bonds, notes, loans, leases and school bond loan) principal, interest, and related costs.

Capital Projects Funds—Capital Projects Funds are used to record the bond proceeds, investment earnings and the disbursement of the monies specifically designated for acquiring new school sites, buildings, equipment and for major remodeling and repairs. The funds are retained until the purpose for which the funds were created has been accomplished.

The Capital Projects Fund includes capital project activities funded with bonds issued after May 1, 1994. For these capital projects, the District has complied with the applicable provisions of Section 1351a of the State of Michigan's School Code.

Fiduciary Funds

Fiduciary Funds are used to account for assets held by a school district in a trustee capacity or as an agent for individuals, private organizations, other governments and/or other funds.

Agency Funds—Agency funds are custodial in nature (assets equal liabilities) and do not involve measurement of results of operations. The District presently maintains a Student Activities Fund to record the transactions of student groups for school and school related purposes. The funds are segregated and held in trust for the students.

When both restricted and unrestricted resources are available for use, it is the District's policy to use restricted resources first, then unrestricted as they are needed.

DETOUR AREA SCHOOLS
Notes to Basic Financial Statements
June 30, 2017

4. Budgets and Budgetary Accounting

State of Michigan Public Act 621 (the Uniform Budgetary and Accounting Act) requires that the General Fund of a school district be under budgetary control and that both budgeted and actual financial results do not incur a deficit. DeTour Area Schools has also adopted budgets for its Special Revenue Funds. A school district's Budget Appropriations Act (the "budget") must be adopted before the beginning of each fiscal year. No violations (dollar deviations) from a district's budget may occur without a corresponding amendment to the budget. A school district has the ability to amend the budget provided that the amendment is prior to the occurrence of the deviation and prior to the fiscal year-end. A school district may also permit the chief administrative or fiscal officer to execute transfers between line items, within defined dollar or percentage limits, without prior approval of the Board of Education. Expenditures may not legally exceed budgeted appropriations at the function level. All appropriations lapse at the end of the fiscal year.

DeTour Area Schools utilizes the following procedures in establishing the budgetary data reflected in the financial statements:

- Starting in the spring, District administrative personnel and department heads work with the Superintendent and Business Manager to establish proposed operating budgets for the fiscal year commencing the following July 1.
- In June, preliminary operating budgets are submitted to the Board of Education. These budgets include proposed expenditures and the means of financing them.
- Prior to June 30, a public hearing is held to obtain taxpayer comments on the proposed budgets.
- After the budgets are finalized, the Board of Education adopts an appropriations resolution setting forth the amount of the proposed expenditures and the sources of revenue to finance them.
- The original General and Special Revenue Funds budgets were amended during the year in compliance with State of Michigan Public Act 621 (the Uniform Budgetary and Accounting Act).
- Budgets for the General and Special Revenue Funds were adopted on the modified accrual basis of accounting, which is consistent with accounting principles generally accepted in the United States of America.

5. Encumbrances

Encumbrance accounting, under which purchase orders, contracts and other commitments for the expenditure of monies are recorded in order to reserve that portion of the applicable appropriation, is employed as an extension of formal budget integration in the governmental funds. There were no substantial encumbrances outstanding at year end.

6. Investments

Investments are recorded at fair value. Investment income is composed of interest and net changes in the fair value of applicable investments.

DETOUR AREA SCHOOLS
Notes to Basic Financial Statements
June 30, 2017

7. Inventories/Prepaid Items

Inventories are valued at cost (first-in, first-out), and are accounted for using the consumption method. Inventories of the General Fund consist of teaching and custodial supplies, while inventories of the Food Service Fund consist of food, unused commodities and other nonperishable supplies. Disbursements for inventory-type items are recorded as expenditures at the time of use for each fund. Certain payments to vendors reflect costs applicable to future accounting periods and are recorded as prepaid items in both the district-wide and fund financial statements. The cost of prepaid items is recorded as expenses/expenditures when consumed rather than when purchased.

8. Capital Assets

Capital assets, which include land, land improvements, buildings, vehicles and furniture and equipment, are reported in the district-wide financial statements. Assets having a useful life in excess of one year and whose costs exceed \$5,000 are capitalized. Capital assets are stated at historical cost or estimated historical cost where actual cost information is not available. Donated capital assets are stated at fair value at the date of donation.

The costs of normal maintenance and repairs that do not add to the value of an asset or materially extend an asset's useful life are not capitalized. Improvements are capitalized and depreciated over the remaining useful life of the related assets.

Buildings and additions, furniture and equipment, vehicles and a library collection are depreciated using the straight-line method over the following estimated useful lives:

Buildings and additions	40-50 years
Furniture and equipment	3-10 years
Vehicles	5-10 years
Library collection	7 years

9. Long-term Obligations

In the district-wide financial statements, long-term debt and other long-term obligations are reported as liabilities on the Statement of Net Position. Bond premiums and discounts are deferred and amortized over the life of the bonds. Bonds payable are reported net of the applicable bond premium or discount.

In the fund financial statements, governmental fund types recognize bond premiums and discounts, as well as bond issuance costs, during the current period. The face amount of debt issued is reported as other financing sources. Premiums received on debt issuance are reported as other financing sources while discounts on debt issuance are reported as other financing uses. Issuance costs, whether or not withheld from the actual debt proceeds received, are reported as expenditures.

10. Accumulated Sick Leave

Accumulated sick leave at June 30, 2017 has been computed and recorded in the basic financial statements of the District. Employees who leave the District are also entitled to reimbursement for a portion of their unused sick days. At June 30, 2017, the accumulated liabilities, including salary related payments, (expected to be financed by General Fund revenues) for accumulated sick leave amounted to \$118,215.

DETOUR AREA SCHOOLS
Notes to Basic Financial Statements
June 30, 2017

11. Retirement Plan

Governmental Accounting Standards Board (GASB) Statement No. 68, *Accounting and Financial Reporting for Pensions*, and Statement No. 71, *Pension Transition for Contributions Made Subsequent to the Measurement Date*, were implemented by the District during the fiscal year ended June 30, 2015. These Statements establish standards for measuring and recognizing liabilities, deferred outflows of resources, deferred inflows of resources, and expense/expenditures. For defined benefit pensions, the Statements identify the methods and assumptions that should be used to project benefit payments, discount projected benefit payments to their actual present value, and requirements for employers based on the number of employers whose employees are provided with pensions through the pension plan and whether pension obligations and pension plan assets are shared. Cost sharing attribute that present value to periods of employee service. Note disclosure and required supplementary information requirements about pensions also are addressed. Distinctions are made regarding the particular employers are those whose employees are provided with defined benefit pensions through cost-sharing multiple-employer pension plans – pension plans in which the pension obligations to the employees of more than one employer are pooled and plan assets can be used to pay the benefits of the employees of any employer that provides pensions through the pension plan.

For purposes of measuring the net pension liability, deferred outflows of resources and deferred inflows of resources related to pensions, and pension expense, information about the fiduciary net position of the Michigan Public School Employees Retirement System (MPSERS) and additions to/deductions from MPSERS fiduciary net position have been determined on the same basis as they are reported by MPSERS. For this purpose, benefit payments (including refunds of employee contributions) are recognized when due and payable in accordance with the benefit terms. Investments are reported at fair value.

12. Deferred Outflows/Inflows of Resources

In addition to assets, the Statement of Net Position will sometimes report a separate section for deferred outflows of resources. This separate financial statement element, *deferred outflows of resources*, represents a consumption of net position that applies to future period(s) and so will *not* be recognized as an outflow of resources (expense/expenditure) until then. The District has two such items that qualify for reporting in this category: the deferred charge on a previous year's bond refunding and the deferred outflows relating to the recognition of net pension liability on the financial statements.

In addition to liabilities, the Statement of Net Position will sometimes report a separate section for deferred inflows of resources. This separate financial statement element, *deferred inflows of resources*, represents an acquisition of net position that applies to future period(s) and so will *not* be recognized as in inflow of resources (revenue) until that time. The District has only one type of item that qualifies for reporting in this category: the deferred inflows of resources relating to the recognition of net pension liability on the financial statements.

13. Net Position

- Net position represents the difference between assets and liabilities. Net investment in capital assets consists of capital assets, net of accumulated depreciation, reduced by the outstanding balances of any borrowings used for the acquisition or construction of those assets. Net position is reported as restricted when there are limitations imposed on their use either through legislation or through external restrictions imposed by creditors, grantors, laws or regulations from other governments.

DETOUR AREA SCHOOLS
Notes to Basic Financial Statements
June 30, 2017

14. Fund Balance

The District had adopted Governmental Accounting Standards Board (GASB) Statement No. 54 “*Fund Balance Reporting and Governmental Fund Type Definitions*”. The stated objective of GASB Statement No. 54 is to enhance the usefulness of fund balance information by providing clearer fund balance classifications that can be more consistently applied and by clarifying the existing governmental fund type definitions. This Statement establishes fund balance classifications that comprise a hierarchy based primarily on the extent to which a government is bound to observe constraints imposed upon the use of the resources reported in governmental funds, detailed as follows:

- Nonspendable – resources that cannot be spent because they are either (a) not in spendable form (inventories and prepaid amounts) or (b) legally or contractually required to be maintained intact (the principal of a permanent fund).
- Restricted – resources that cannot be spent because of (a) constraints externally imposed by creditors (debt covenants), grantors, contributors, or laws or regulations or (b) imposed by law through constitutional provisions or enabling legislation and includes a legally enforceable requirement that those resources be used only for the specific purposes stipulated in the legislation.
- Committed – resources that can only be used for specific purposes pursuant to constraints imposed by formal action of the government’s highest level of decision-making authority (Board of Education). Those committed amounts cannot be used for any other purpose unless the government removes or changes the specified uses by taking the same type of action it employed to previously commit those amounts. Committed fund balance does not lapse at year end.
- Assigned – resources that are constrained by the government’s *intent* to be used for specific purposes, but are neither restricted nor committed. Intent should be expressed by (a) the governing body itself or (b) a body or official to which the governing body has designated the authority to assign amounts to be used for specific purposes. Assigned fund balance does not lapse at year end.
- Unassigned – unassigned fund balance is the residual classification for the General Fund. This classification represents fund balance that has not been assigned to other funds and that has not been restricted, committed, or assigned to specific purposes within the General Fund. The General Fund should be the only fund that reports a positive unassigned fund balance amount.

As of June 30, 2017, DeTour Area Schools had not established a policy for its use of unrestricted fund balance amounts; it considers that committed amounts would be reduced first, followed by assigned amounts, and then unassigned amounts when expenditures are incurred for purposes for which amounts in any of those unrestricted fund balance classifications could be used.

15. Interfund Activity

Flows of cash from one fund to another without a requirement for repayment are reported as interfund transfers. Interfund transfers between governmental funds are eliminated in the Statement of Activities. Interfund transfers in the fund financial statements are reported as other financing sources/uses.

16. Estimates

The preparation of the financial statements in conformity with accounting principles generally accepted in the United States of America requires management to make estimates and assumptions that affect the amounts reported in the financial statements and accompanying notes. Actual results may differ from those estimates.

DETOUR AREA SCHOOLS
Notes to Basic Financial Statements
June 30, 2017

Note B – Cash Equivalents and Investments

The State of Michigan allows a political subdivision to authorize its Treasurer or other chief fiscal officer to invest surplus funds belonging to and under the control of the entity as follows:

- Bonds, bills, or notes of the United States; obligations, the principal and interest of which are fully guaranteed by the United States; or obligations of the State.
- Certificates of deposit, savings accounts, deposit accounts, or depository receipts of a financial institution, but only if the financial institution is a state or nationally chartered bank or a state or federally chartered savings and loan association, savings bank, or credit union whose deposits are insured by an agency of the United States government and that maintains a principal office or branch office located in this State under the laws of this State or the United States.
- Securities issued or guaranteed by agencies or instrumentalities of the United States government.
- United States government or Federal agency obligation repurchase agreements.
- Banker’s acceptances issued by a bank that is a member of the Federal Deposit Insurance Corporation.
- Mutual funds composed entirely of investment vehicles which are legal for direct investment by a school district in Michigan.
- Investment pools, as authorized by the surplus funds investment pool act, Act No. 367 of the Public Acts of 1982, being sections 129.11 to 129.118 of the Michigan Compiled Laws, composed entirely of instruments that are legal for direct investment by a school district in Michigan.

Balances at June 30, 2017 related to cash equivalents and investments are detailed in the Basic Financial Statements as follows:

Statement of Net Position:	
Governmental activities	\$ 639,876
Fiduciary Funds:	
Agency Fund	<u>58,038</u>
	<u>\$ 697,914</u>

Cash Equivalents

Depositories actively used by the District during the year are detailed as follows:

1. Central Savings Bank
2. FirstMerit Bank

Cash equivalents consist of bank public funds checking and savings accounts.

June 30, 2017 balances are detailed as follows:

Cash equivalents	<u>\$ 525,633</u>
------------------	-------------------

DETOUR AREA SCHOOLS
Notes to Basic Financial Statements
June 30, 2017

Custodial Credit Risk Related to Cash Equivalents

Custodial credit risk is the risk that in the event of bank failure, the District's deposits may not be returned to the District. Protection of District cash equivalents is provided by the Federal Deposit Insurance Corporation. At year end, the carrying amount of the District's cash equivalents was \$525,633 and the bank balance was \$595,971 of which \$296,099 was covered by federal depository insurance and \$299,872 was uninsured and uncollateralized.

Investments

As of June 30, 2017 the District had the following investments:

Surplus Funds Investment Pool Account:	
Michigan Liquid Asset Fund Plus	<u>\$ 172,281</u>

The Michigan Liquid Asset Fund Plus (MILAF) is an external pooled investment fund that includes qualified investments in accordance with the applicable sections of the School Code. MILAF is not regulated or registered with the Securities Exchange Commission and was rated "AAAm" by Standard & Poor's Rating Agency.

Custodial Credit Risk Related to Investments

Custodial credit risk is the risk that, in the event of a failure of the counterparty, the District may not be able to recover the value of its investments or collateral securities that are in the possession of an outside party. The District will minimize custodial credit risk by limiting investments to the types of securities allowed by law; and pre-qualifying the financial institutions, broker/dealers, intermediaries and advisors with which the District will do business. At June 30, 2017, the District had no investments that were subject to custodial credit risk.

Credit Risk

Credit risk is the risk that an issuer or other counterparty to an investment will not fulfill its obligation. The District's investment policy does not specifically address credit risk, but minimizes its credit risk by limiting investments to the types allowed by the State.

Interest Rate Risk

The District minimizes interest rate risk, which is the risk that the market value of securities in the portfolio will fall due to changes in market interest rates, by structuring the investment portfolio so that securities mature to meet cash requirements for ongoing operations, thereby avoiding the need to sell securities in the open market, and, investing operating funds primarily in shorter-term securities, liquid asset funds, money market funds, or similar investment pools and limiting the average maturity in accordance with the District's cash requirements.

Concentration of Credit Risk

The District minimizes concentration of credit risk which is the risk of loss attributed to the magnitude of the District's investment in a single issuer, by diversifying the investment portfolio so that the impact of potential losses from any one type of security or issuer will be minimized. The District's investment policy places no restrictions on the amount or percentage that may be invested in any one type of security.

Foreign Currency Risk

The District is not authorized to invest in investments which have this type of risk.

DETOUR AREA SCHOOLS
Notes to Basic Financial Statements
June 30, 2017

Note C – State School Aid/Property Taxes

On March 15, 1994, the voters of the State of Michigan approved Proposal A, which increased the State Sales and Use Tax rates from 4% to 6% and established a State Education Tax at a rate of 6 mills on all property, except that which is exempt by law from ad valorem property taxes, and dedicated the additional revenues generated to Michigan school districts.

DeTour Area Schools is considered “out-of-formula” by the State of Michigan, and therefore does not receive revenue in the form of a per pupil "Foundation Allowance" paid on a “blended count” of District pupil membership in February 2016 and October 2016. They do, however, receive State aid categorical, and MPSERS related payments generating \$553,653 in state aid payments to the District of which \$97,037 was paid to the District in July and August 2017 and included in “Due From Other Governmental Units” of the General Fund of the District.

Property taxes for the District are levied December 1 (the tax lien date) by the Townships of Detour, Drummond, and Raber, and are due 75 days after levy dates. The taxes are then collected by each governmental unit and remitted to the District. The County of Chippewa, through its Delinquent Tax Revolving Fund, advances all delinquent real property taxes at March 1 to the District each year prior to June 30.

Section 1211(1) of 1993 PA 312 states that beginning in 1994, the board of a school district shall levy not more than 18 mills, if approved by voters, for school operating purposes, or the number of mills levied in 1993, whichever is less, on non-homestead property only, in order to be eligible to receive funds under the State School Aid Act of 1979. After 1996, electors may approve a 3 mill “Local Enhancement Millage” which must be shared between all local districts in each respective county intermediate district.

As DeTour Area Schools' electors had previously (May 2016) approved an operating millage extension, the 18 mill non-homestead property tax was levied in the District for 2016.

The District levied 1.69 mills for debt service purposes in 2016, applied on all taxable property in the District.

Taxable property in the District is assessed initially at 50% of true cash value by the assessing officials of the various units of government that comprise the District. These valuations are then equalized by the county and finally by the State of Michigan, generating the State Equalized Valuation. Taxable valuation increases will be limited, or capped (known as capped valuation), at 5% or the rate of inflation, whichever is less. With the implementation of Proposal A and Public Act 36, taxable property is now divided into two categories: PRE and NPRE.

A principal residence exemption property (PRE) is exempt from the 18 mill "School Operating" tax. It is not exempt from the 6 mill "State Education" tax, any voted “Local Enhancement Millage” nor any additional voted millage for the retirement of debt.

Non-principal residence exemption property (NPRE) is subject to all District levies. However, since Public Act 36, establishing the Michigan Business Tax, was signed into law, Public Acts 37-40 of 2007 now exempt Industrial Personal Property from the 6 mill State Education Tax and up to 18 mills of local school district operating millage (includes property under Industrial Facilities Tax exemptions); and exempt Commercial Personal Property from up to 12 mills of local school district operating millage (exceptions may apply).

DETOUR AREA SCHOOLS
Notes to Basic Financial Statements
June 30, 2017

The District is subject to tax abatements granted by the County of Chippewa with local businesses under the Plant Rehabilitation and Industrial Development Districts Act, (known as the Industrial Facilities Exemption) PA 198 of 1974, as amended, provides a tax incentive to manufacturers to enable renovation and expansion of aging facilities, assists in the building of new facilities, and promotes the establishment of high tech facilities. An Industrial Facilities Exemption (IFE) certificate entitles the facility to exemption from ad valorem real and/or personal property taxes for a term up to 12 years as determined by the local unit of government. The agreements entered into by each local unit include claw back provisions should the recipient of the tax abatement fail to fully meet its commitments, such as employment levels and timelines for relocation. The tax abated property taxes are calculated by applying half the local property tax millage rate on the total IFT taxable value. This amounts to a reduction in property tax revenue of approximately 50%.

For the year ended June 30, 2017, there were no businesses located within the Detour Area School District boundaries with an active IFE certificate.

Note D – Interfund Receivables/Payables and Transfers

Transfers from the General Fund were necessary to support the annual bond principal and interest payment for the 2011 Debt Service Fund and to support the Food Service and Public Library Funds.

	Transfers In	Transfers Out
Major Fund		
General Fund:		
Special Revenue Funds:		
Food Service Fund	\$ -	\$ 43,000
Public Library Fund	-	12,000
Debt Service Fund:		
2011 Debt Service Fund	-	74,597
	-	74,597
Total Major Fund	-	129,597
 Nonmajor Funds		
Special Revenue Funds:		
Food Service Fund:		
General Fund	43,000	-
Public Library Fund		
General Fund	12,000	-
Debt Service Fund:		
2011 Debt Service Fund:		
General Fund	74,597	-
	74,597	-
Total Nonmajor Funds	129,597	-
 Total All Funds	\$ 129,597	\$ 129,597

DETOUR AREA SCHOOLS
Notes to Basic Financial Statements
June 30, 2017

Note E – Capital Assets

Capital asset activity for the year ended June 30, 2017 was as follows:

	<u>Balances July 1, 2016</u>	<u>Additions</u>	<u>Deductions</u>	<u>Balances June 30, 2017</u>
Capital assets not being depreciated:				
Land	\$ 53,737	\$ -	\$ -	\$ 53,737
Capital assets being depreciated:				
Buildings and improvements	8,033,553	\$ -	\$ -	8,033,553
Furniture and equipment	1,071,027	13,580	-	1,084,607
Vehicles	427,031	-	-	427,031
Library collection	58,021	-	32,173	25,848
Total capital assets being depreciated	<u>9,589,632</u>	<u>\$ 13,580</u>	<u>\$ 32,173</u>	<u>9,571,039</u>
Less accumulated depreciation for:				
Buildings and improvements	2,471,717	\$ 217,503	\$ -	2,689,220
Furniture and equipment	798,024	71,745	-	869,769
Vehicles	250,522	33,231	-	283,753
Library collection	54,881	108	29,141	25,848
Total accumulated depreciation	<u>3,575,144</u>	<u>\$ 322,587</u>	<u>\$ 29,141</u>	<u>3,868,590</u>
Total capital assets being depreciated, net	<u>6,014,488</u>			<u>5,702,449</u>
Net Capital Assets	<u>\$ 6,068,225</u>			<u>\$ 5,756,186</u>

Depreciation expense for the District was \$322,587. The District determined that it was impractical to allocate depreciation to various governmental activities as the assets serve multiple functions.

Note F – Long-term Debt

Changes in long-term debt for the year ended June 30, 2017 are summarized as follows:

	<u>Debt Outstanding July 1, 2016</u>	<u>Debt Added</u>	<u>Debt Retired</u>	<u>Debt Outstanding June 30, 2017</u>
General obligation bonds:				
August 17, 2011	\$ 1,302,034	\$ -	\$ 59,303	\$ 1,242,731
March 25, 2014	1,430,000	-	350,000	1,080,000
Bond premium	22,471	-	7,491	14,980
Capital lease	25,276	-	25,276	-
Accumulated sick leave	99,332	278,564	259,681	118,215
	<u>\$ 2,879,113</u>	<u>\$ 278,564</u>	<u>\$ 701,750</u>	<u>\$ 2,455,926</u>

DETOUR AREA SCHOOLS
Notes to Basic Financial Statements
June 30, 2017

Long-term debt outstanding at June 30, 2017 is comprised of the following:

	Final Maturity Dates	Interest Rates	Outstanding Balance	Amount Due Within One Year
General Obligation Bonds				
\$1,527K 2011 School Improvement Bonds August 17, 2011:				
Annual maturities of \$101K to \$159K	Aug 17, 2026	5.99	\$ 1,242,731	\$ 100,761
\$2,125K 2014 General Obligation Refunding March 25, 2014:				
Annual maturities of \$355K to \$365K	May 1, 2020	2.0	1,080,000	355,000
Bond premium			14,980	7,491
Other Obligation				
Accumulated sick leave			118,215	260,000
			<u>\$ 2,455,926</u>	<u>\$ 723,252</u>

The annual requirements to pay principal and interest on long-term bonds and installment purchase agreements outstanding are as follows:

Year Ending June 30	Principal	Interest	Total
2018	\$ 455,761	\$ 93,022	\$ 548,783
2019	465,855	79,734	545,589
2020	476,199	66,033	542,232
2021	116,807	51,904	168,711
2022	122,689	44,731	167,420
2023	128,154	37,218	165,372
2024	132,877	29,401	162,278
2025	132,877	21,441	154,318
2026	132,877	13,482	146,359
2027	158,635	4,751	163,386
	<u>\$ 2,322,731</u>	<u>\$ 441,717</u>	<u>\$ 2,764,448</u>

DETOUR AREA SCHOOLS
Notes to Basic Financial Statements
June 30, 2017

Note H – Retirement Plan

Plan Description

The Michigan Public School Employees' Retirement System (MPSERS) (the “System”), is a cost sharing, multiple employer, state-wide, defined benefit public employee retirement system governed by the State of Michigan (State) originally created under Public Act 136 of 1945, recodified and currently operating under the provisions of Public Act 300 of 1980, as amended. Section 25 of this act establishes the board’s authority to promulgate or amend the provisions of the System. The board consists of twelve members – eleven appointed by the Governor, and the State Superintendent of Instruction, who serves as the ex-officio member.

The System is administered by the Office of Retirement Services (ORS within the Michigan Department of Technology, Management and Budget). The Department Director appoints the Office Director, with whom the general oversight of the System resides. The State Treasurer serves as the investment officer and custodian for the System.

The System’s financial statements are available at www.michigan.gov/mpsers-cafr.

Participants are enrolled in one of multiple plans based on date of hire and certain voluntary elections. A summary of pension plans offered by MPSERS are detailed as follows:

Plan Name	Plan Type	Plan Status
Member Investment Plan (MIP)	Defined Benefit	Closed
Basic	Defined Benefit	Closed
Pension Plus	Hybrid	Open
Defined Contribution	Defined Contribution	Open

Membership

At September 30, 2016, the System’s membership consisted of the following:

Inactive plan members or their beneficiaries currently receiving benefits:	
Regular benefits	187,546
Survivor benefits	17,274
Disability benefits	6,187
Total	211,007
Inactive plan members entitled to but not yet receiving benefits:	
	17,868
Active plan members:	
Vested	104,159
Non-vested	103,486
Total	207,645
Total plan members	436,520

DETOUR AREA SCHOOLS
Notes to Basic Financial Statements
June 30, 2017

Benefits Provided

Benefit provisions of the defined benefit pension plan are established by State statute, which may be amended. Public Act 300 of 1980, as amended, establishes eligibility and benefit provisions for the defined benefit (DB) pension plan. Depending on the plan option selected, member retirement benefits for DB plan members are determined by final average compensation, years of service, and a pension factor ranging from 1.25 percent to 1.50 percent. DB members are eligible to receive a monthly benefit when they meet certain age and service requirements. The System also provides disability and survivor benefits to DB plan members.

A DB member or Pension Plus plan member who leaves Michigan public school employment may request a refund of his or her member contributions to the retirement system account. A refund cancels a former member's rights to future benefits. However, returning members who previously received a refund of their contributions may reinstate their service through repayment of the refund upon satisfaction of certain requirements.

Pension Reform 2010

On May 19, 2010, the Governor signed Public Act 75 of 2010 into law. As a result, any member of MPSERS who became a member of MPSERS after June 30, 2010 is a Pension Plus member. Pension Plus is a hybrid plan that contains a pension component with an employee contribution (graded up to 6.4% of salary) and a flexible and transferable defined contribution (DC) tax-deferred account that earns an employer match of 50% (up to 1% of salary) on employee contributions. Retirement benefits for Pension Plus members are determined by final average compensation and years of service. Disability and survivor benefits are available to Pension Plus members.

Pension Reform 2012

On September 4, 2012, the Governor signed Public Act 300 of 2012 into law. The legislation grants all active members who first became a member before July 1, 2010 and who earned service credit in the 12 months ending September 3, 2012, or were on an approved professional services or military leave of absence on September 3, 2012, a voluntary election regarding their pension. Any changes to a member's pension are effective as of the member's *transition date*, which is defined as the first day of the pay period that begins on or after February 1, 2013. Under the reform, members voluntarily chose to increase, maintain, or stop their contributions to the pension fund.

Option 1 members voluntarily elected to increase their contributions to the pension fund as noted below, and retain the 1.5% pension factor in their pension formula. The increased contribution would begin as of their transition date and continue until they terminate public school employment.

- Basic Plan members; 4% contribution
- Member Investment Plan (MIP)-Fixed, MIP-Graded, and MIP-Plus members: a flat 7% contribution

Option 2 members voluntarily elected to increase their contribution to the pension fund as stated in Option 1 and retain the 1.5% pension factor in their pension formula. The increased contribution would begin as of their transition date and continue until they reach 30 years of service. If and when they reach 30 years of service, their contribution rates will return to the previous level in place as of the day before their transition date (0% for Basic Plan members, 3.9% for MIP-Fixed, up to 4% for MIP-Graded, or up to 6.4% for MIP-Plus). The pension formula for any service thereafter would include a 1.25% pension factor.

DETOUR AREA SCHOOLS
Notes to Basic Financial Statements
June 30, 2017

Option 3 members voluntarily elected not to increase their contribution to the pension fund and maintain their current level of contribution to the pension fund. The pension formula for their years of service as of the day before their transition date will include a 1.5% pension factor. The pension formula for any service thereafter will include a 1.25% pension factor.

Option 4 members voluntarily elected to no longer contribute to the pension fund and therefore are switched to the Deferred Compensation plan for future service as of their transition date. As a DC participant they receive a 4% employer contribution to a tax-deferred 401(k) account and can choose to contribute up to the maximum amounts permitted by the IRS to a 457 account. They vest in employer contributions and related earnings in their 401(k) account based on the following schedule: 50% at 2 years, 75% at 3 years, and 100% at 4 years of service. They are 100% vested in any personal contributions and related earnings in the 457 account. Upon retirement, if they meet age and service requirements (including their total years of service), they would also receive a pension (calculated based on years of service and Final Average Compensation as of the day before their transition date and a 1.5% pension factor).

Members who did not make an election before the deadline defaulted to Option 3 as described above. Deferred or nonvested public school employees on September 3, 2012, who return to public school employment on or after September 4, 2012, will be considered as if they had elected Option 3 above. Returning members who made the retirement plan election will retain whichever option they chose.

Employees who first work on or after September 4, 2012, choose between two retirement plans: the Pension Plus plan described above and a Deferred Contribution (DC) plan that provides a 50% employer match (up to 3% of salary) on employee contributions. New employees are automatically enrolled as members in the Pension Plus plan as of their date of hire. They have 75 days from the last day of their first pay period, as reported to ORS, to elect to opt out of the Pension Plus plan and become a qualified participant in the DC plan; if no election is made they will remain in the Pension Plus plan. If they elect to opt out of the Pension Plus plan, their participation in the DC plan will be retroactive to their date of hire.

Regular Retirement

The retirement benefit for DB and Pension Plus plan members is based on a member's years of credited service (employment) and final average compensation (FAC). The FAC is calculated based on the member's highest total wages earned during a specific period of consecutive calendar months divided by the service credit accrued during that same time period. For a Member Investment Plan (MIP) member, who became a member of MPSERS prior to July 1, 2010, the averaging period is 36 consecutive months. For a Pension Plus member, who became a member of MPSERS after June 30, 2010, the averaging period is 60 consecutive months. For a Basic Plan member, this period is the 60 consecutive months yielding the highest total wages. The annual pension is paid monthly for the lifetime of a retiree. The calculation of a member's pension is determined by their pension election under PA 300 of 2012 and is shown below:

Option 1: $FAC \times \text{total years of service} \times 1.5\%$

Option 2: $FAC \times 30 \text{ years of service} \times 1.5\% + FAC \times \text{years of service beyond 30} \times 1.25\%$

Option 3: $FAC \times \text{years of service as of transition date} \times 1.5\% + FAC \times \text{years of service after transition date} \times 1.25\%$

Option 4: $FAC \text{ as of transition date} \times \text{years of service as of transition date} \times 1.5\%$

A MIP member who became a member of MPSERS prior to July 1, 2010 may retire at:

- age 46 with 30 or more years of credited service; or
- age 60 with 10 or more years of credited service; or

DETOUR AREA SCHOOLS
Notes to Basic Financial Statements
June 30, 2017

- age 60 with 5 years of credited service provided the member has worked through his or her 60th birthday and has credited service in each of the five school fiscal years immediately preceding the retirement effective date.

A Pension Plus member who became a member of MPSERS after June 30, 2010 may retire at age 60 with 10 or more years of credited service.

A Basic Plan member may retire at:

- age 55 with 30 or more years of service; or
- age 60 with 10 or more years of service.

There is no mandatory retirement age.

Early Retirement

A member may retire with an early permanently reduced pension:

- after completing at least 15 but less than 30 years of credited service; and
- after attaining age 55; and
- with credited service in each of the 5 school years immediately preceding the pension effective date.

Deferred Retirement

If a member terminates employment before attaining the age qualification, but after accruing 10 or more years of credited service, the member becomes a deferred member and is eligible for a pension at the time the age qualification is attained.

Non-Duty Disability Benefit

A member with 10 or more years of credited service who becomes totally and permanently disabled due to any non-duty related cause and who has not met the age requirement for a regular pension is eligible for a non-duty disability pension computed in the same manner as an age and service pension, upon recommendation from the member's personal physician and the Retirement Board physician and the approval of the Retirement Board. An Annual Certification of Disability is conducted each January. Upon prior approval, total disability benefits plus authorized outside earnings are limited to 100% of final average compensation (increased by two percent for each year retired; first year 100%, next year 102%, etc.).

Duty Disability Benefit

A member who becomes totally and permanently disabled as a result of a duty-related cause, who has not met the age and service requirement for a regular pension, and who is in receipt of weekly workers' compensation is eligible for a duty disability pension computed in the same manner as an age and service pension (but based upon a minimum of 10 years of service) upon recommendation from the member's personal physician and the Retirement Board physician and the approval of the Retirement Board. An Annual Certification of Disability is conducted each January. Upon prior approval, total disability benefits plus authorized outside earnings are limited to 100% of final average compensation (increased by 2% for each year retired; first year 100%, next year 102%, etc.).

DETOUR AREA SCHOOLS
Notes to Basic Financial Statements
June 30, 2017

Forms of Payment

The election of a pension option is made at the time of application. Once a member has retired, the option choice is irrevocable. The pension effective date is the first of the calendar month following the date the member has satisfied the age and service requirements, has terminated public school employment and has the completed application forms on file with the System for a period of 15 days. A retroactive pension can be paid for no more than 12 calendar months. Thus, delay in filing the application can result in a loss of some retroactive pension benefits. An application may select only one of the following options.

Straight Life Pension – the Straight Life Pension pays the largest level pension a retiree can receive during his or her lifetime and stops with the month of the retiree’s death. There are no monthly benefits for a beneficiary. The pension benefit is computed with no beneficiary rights. If the retiree made contributions while an employee and has not received the total accumulated contributions before death, a refund of the balance of the contributions is made to the beneficiary of record. If the retiree did not make any contributions, there will not be payments to any beneficiary.

Survivor Options - Under the Survivor Options, 100% Survivor Pension, 100% Equated, 75% Survivor Pension, 75% Equated, 50% Survivor Pension and 50% Equated, the reduction is an actuarial determination dependent upon the combined life expectancies of a retiree and a beneficiary, and varies from case to case. A beneficiary may only be a spouse, brother, sister, parent or child (including an adopted child) of a retiring member. If the beneficiary predeceases a retiree, the pension will revert to either the Straight Life or Straight Life Equated amount (“pop-up” provision). If, however, a retiree was single at the time of retirement and subsequently married, the retiree can request to nominate a new spouse if they elected the straight life option at retirement. Also, if a retiree was married at the time of retirement and has since been widowed and remarried, the retiree can request to nominate a new spouse as a pension beneficiary as long as they elected a survivor option for the spouse at the time of retirement.

100% Survivor Pension – pays a reduced pension to a retiree. The month after a retiree’s death, the same amount will be paid to a designated beneficiary for the remainder of his or her lifetime.

75% Survivor Pension – pays a reduced pension to a retiree. The month after a retiree’s death, 75% of the pension amount will be paid to a designated beneficiary for the remainder of his or her lifetime.

50% Survivor Pension – pays a reduced pension to a retiree. The month after a retiree’s death, 50% of the pension amount will be paid to a designated beneficiary for the remainder of his or her lifetime.

Equated Plan– The Equated Plan may be combined with the Straight Life, 100% Survivor, 75% Survivor, or 50% Survivor pension by any member under age 61, except a disability applicant. The Equated Plan provides a higher pension every month until age 62, at which time the monthly pension is permanently decreased to a lower amount than the Straight Life, 100%, 75%, or 50% Survivor alone would provide.

The intent of the Equated Plan is for the retiree’s pension to decrease at age 62 by approximately the same amount as that person’s Social Security benefit will provide. The System pension until age 62 should be about the same as the combined System pension and Social Security after age 62.

The projected Social Security pension the retiring member obtains from the Social Security Administration and furnishes to the System is used in the Equated Plan calculation. The actual Social Security pension may vary from the estimate.

DETOUR AREA SCHOOLS
Notes to Basic Financial Statements
June 30, 2017

NOTE: The reduction in the pension at age 62 pertains to the Equated Plan only and affects only the retiree. A beneficiary under 100% Equated, 75% Equated or 50% Equated will receive the 100%, 75%, or 50% Survivor amount the month following the retiree's death as if the Equated Plan had not been chosen. A beneficiary does not participate in the Equated Plan.

Survivor Benefit

A non-duty survivor pension is available if a Member Investment Plan (MIP) member has 10 years of credited service or, if age 60 or older, with five years of credited service; the date they became a MIP member does not matter. The Basic Plan provides a survivor pension with 15 years of credited service or, if age 60 or older, with 10 years of credited service. An active member may nominate as a survivor beneficiary a spouse, child(ren) (including adopted child(ren)), brother, sister, or parent. If other than the spouse is nominated and a spouse exists, the spouse must waive this benefit. If no beneficiary has been nominated, the beneficiary is automatically the spouse; or, if there is no spouse, unmarried children under age 18 share the benefit equally until age 18. The benefit is computed as a regular pension but reduced in accordance with an Option 2 (100% survivor pension factor). The pension begins the first of the month following the member's death. In the event of death of a deferred member, the System begins payment to the nominated beneficiary at the time the member would have attained the minimum age qualification.

A duty survivor pension is payable if weekly Workers' Compensation is being paid to the eligible beneficiary due to the member's death. A spouse receives the benefit (based on a minimum of 10 years of service credit) reduced in accordance with a 100% survivor pension factor. If there is no spouse, unmarried children under age 18 share the benefit equally until age 18; if there is no spouse or child(ren), a disabled and dependent parent is eligible.

Post-Retirement Adjustments

A retiree who became a Member Investment Plan (MIP) member prior to July 1, 2010, receives an annual post-retirement non-compounded increase of three percent of the initial pension in the October following twelve months of retirement. Basic Plan members do not receive an annual post-retirement increase, but are eligible to receive a supplemental payment in those years when investment earnings exceed actuarial assumptions. Pension Plus members do not receive an annual post-retirement increase.

On January 1, 1990, pre-October 1, 1981 retirees received an increase that ranged from 1% to 22% dependent upon the pension effective date. On October 1, 1990, the base pension of all retirees with an effective pension date of January 1, 1987, or earlier was increased to include all prior post-retirement benefits.

On January 1, 1986, all recipients through calendar year 1985 received a permanent 8% increase that established the 1986 base pension. In addition, each October, retirees with a pension effective date of January 1, 1987, or earlier receive a fixed increase equal to 3% of the base pension. Both increases are deducted from the distribution of excess investment income, if any. Beginning in 1983, eligible recipients receive an annual distribution of excess investment income, if any.

Contributions and Funded Status

The majority of the members currently participate on a contributory basis, as described above under "Benefits Provided". Reporting units are required by Public Act 300 of 1980, as amended, to contribute amounts necessary to finance the coverage of members and retiree Other Post-Employment Benefits (OPEB) (See Note I). Contribution provisions are specified by State statute and may be amended only by action of the State Legislature.

DETOUR AREA SCHOOLS
Notes to Basic Financial Statements
June 30, 2017

Employer contributions to the System are determined on an actuarial basis using the entry age normal actuarial cost method. Under the method, the actuarial present value of the projected benefits of each individual included in the actuarial valuation is allocated on a level basis over the service of the individual between entry age and assumed exit age. The portion of this cost allocated to the current valuation year is called the normal cost. The remainder is called the actuarial accrued liability. Normal cost is funded on a current basis. For retirement and OPEB benefits, the unfunded (overfunded) actuarial accrued liability will be amortized over a 21 year period for the 2015 fiscal year.

Employer contributions to the plans are based on a percentage of covered payroll that has been actuarially determined as an amount that, when combined with employee contributions, is expected to finance the cost of benefits earned by employees during the year, with an additional amount to finance any unfunded liability. Member contributions are determined based on date of hire and the plan selected. In addition, the District is invoiced monthly an amount that approximates 7.63% to 10.53% of covered payroll for “MPSERS UAAL Stabilization.” This additional contribution is offset by monthly State Aid payments equal to the amounts actually billed by the Office of Retirement Services (ORS). Employer contribution requirements for pension and retiree healthcare, including the MPSERS UAAL Stabilization and one-time prepayment rates, ranged from 20.96% to 25.78% of covered payroll. Plan member contribution rates range from 0.0% to 7.0% of covered payroll.

The District’s contributions to MPSERS under all pension plans for the year ended June 30, 2017, inclusive of the MSPERS UAAL Stabilization totaled \$495,230.

In May 1996, the Internal Revenue Service issued a private letter ruling allowing the System’s members to purchase service credit and repay refunds using tax-deferred (pre-tax) dollars. The program was implemented in fiscal year 1998, and payments began in fiscal year 1999.

The program allows members to purchase service credit and repay refunds on a tax-deferred basis. Members sign an irrevocable agreement that identifies the contract duration, monthly payment, total contract amount and years of service credit being purchased. The duration of the contract can range from 1 to 20 years. The amounts are withheld from members’ paychecks and are treated as employer pick-up contributions pursuant to Internal Revenue Code Section 414(h). At September 30, 2016, there were 11,113 agreements. The agreements were discounted using the assumed actuarial rate of return of 8% for September 30, 2016. The average remaining length of a contract was approximately 5.7 years for 2016. The short-term receivable was \$20.7 million and the discounted long-term receivable was \$52.8 million at September 30, 2016.

MPSERS Plan Net Pension Liability (in thousands)

Total Pension Liability	\$	68,970,001
Plan Fiduciary Net Position		43,460,579
Net Pension Liability	\$	25,509,422
Plan Fiduciary Net Position as a Percentage of Total Pension Liability		63.01%
Net Pension Liability as a Percentage of Covered Employee Payroll		299.75%
Total Covered Payroll	\$	8,510,200

DETOUR AREA SCHOOLS
Notes to Basic Financial Statements
June 30, 2017

Proportionate Share of Reporting Unit's Net Pension Liability

At June 30, 2017, the District reported a liability of \$4,547,180 for its proportionate share of the net pension liability. The net pension liability was measured as of September 30, 2016, and the total pension liability used to calculate the net pension liability was determined by an actuarial valuation as of that date. The District's proportion of the net pension liability was based on a projection of its long-term share of contributions to the pension plan relative to the projected contributions of all participating reporting units, actuarially determined. The District's proportion was .01743618% at September 30, 2015 and .01822577% at September 30, 2016.

Pension Expense and Deferred Outflows of Resources and Deferred Inflows of Resources Related to Pensions

For the year ended June 30, 2017, the District recognized pension expense of \$531,815. At June 30, 2017, the District reported deferred outflows of resources and deferred inflows of resources related to pensions from the following sources:

	Deferred Outflows of Resources	Deferred Inflows of Resources
Difference between expected and actual experience	\$ 56,670	\$ 10,777
Changes of assumptions	71,092	—
Net difference between projected and actual earnings on pension plan investment earnings	75,574	—
Changes in proportion and differences between District contributions and proportionate share of contributions	306,350	—
District contributions subsequent to the measurement date*	453,525	2,823
Total	\$ 963,211	\$ 13,600

* This amount, reported as deferred outflows of resources related to pensions resulting from District contributions subsequent to the measurement date, will be recognized as a reduction of the net pension liability in the year ended June 30, 2018.

Other amounts reported as deferred outflows of resources and deferred inflows of resources related to pensions will be recognized in pension expense as follows:

Year ended June 30	Amount
2018	\$ 134,221
2019	128,278
2020	191,122
2021	42,465

DETOUR AREA SCHOOLS
Notes to Basic Financial Statements
June 30, 2017

Actuarial Assumptions

Projections of benefits for financial reporting purposes are based on the substantive plan (the plan as understood by the employer and plan members) and include the types of benefits provided at the time of each valuation and the historical pattern of sharing of benefit costs between the employer and plan members to that point. The actuarial methods and assumptions used include techniques that are designed to reduce the effects of short-term volatility in actuarial accrued liabilities and the actuarial value of assets, consistent with the long-term perspective of the calculations.

Additional information as of the latest actuarial valuation follows:

Summary of Actuarial Assumptions:

Valuation Date:	September 30, 2015
Actuarial Cost Method:	Entry Age, Normal
Wage Inflation Rate:	3.5%
Investment Rate of Return:	
MIP and Basic Plans (Non-Hybrid):	8.0%
Pension Plus Plan (Hybrid):	7.0%
Projected Salary Increases:	3.5% - 12.3%, including wage inflation of 3.5%
Cost-of-Living Adjustments:	3% annual non-compounded for MIP members
Mortality:	RP-2000 Male and Female Combined Healthy Life Mortality Tables, adjusted for mortality improvements to 2025 using projection scale BB. This assumption was first used for the September 30, 2014 valuation of the System. For retirees, 100% of the table rates were used. For active members, 80% of the table rates were used for males, and 70% of the table rates were used for females.

Notes:

- Assumption changes as a result of an experience study for the period 2007 through 2012 have been adopted by the System for use in the annual pension valuations beginning with the September 30, 2014 valuation. The total pension liability as of September 30, 2016 is based on the results of an actuarial valuation date of September 30, 2015, and rolled forward using generally accepted actuarial procedures, including the experience study.
- Recognition period for liabilities is the average of the expected remaining service lives of all employees in years: [4.6273 for non-university employers, 1.2456 for university employers].
- Recognition period for assets in years is 5.000.
- Full actuarial assumptions are available in the 2016 MPSERS Comprehensive Annual Financial Report (www.michigan.gov/mpsers-cafr).

DETOUR AREA SCHOOLS
Notes to Basic Financial Statements
June 30, 2017

Long-Term Expected Rate of Return on Investments

The long-term expected rate of return on pension plan investments was determined using a method in which best-estimate ranges of expected future real rates of return (expected returns, net of pension plan investment expense and inflation) are developed for each major asset class. These ranges are combined to produce the long-term expected rate of return by weighting the expected future real rates of return by the target asset allocation percentage and by adding expected inflation. Best estimates of arithmetic real rates of return for each major asset class included in the pension plan's target asset allocation as of September 30, 2016 are summarized in the following table:

<u>Investment Category</u>	<u>Target Allocation</u>	<u>Long-term Expected Real Rate of Return</u>
Domestic Equity Pools	28.0%	5.9%
% Alternative Investment Pools	18.0%	9.2%
International Equity Pools	16.0%	7.2%
Fixed Income Pools	10.5%	0.9%
Real Estate & Infrastructure Pools	10.0%	4.3%
Absolute Return Pools	15.5%	6.0%
Short-term Investment Pools	2.0%	0.0%
Total	100.0%	

Discount Rate

A discount rate of 8.0% was used to measure the total pension liability (7% for the Pension Plus plan, a hybrid plan provided through non-university employers only). This discount rate was based on the long-term expected rate of return on pension plan investments of 8.0% (7.0% for the Pension Plus plan). The projection of cash flows used to determine the discount rate assumed that plan member contributions will be made at the current contribution rate and that employer contributions will be made at rates equal to the difference between actuarially determined contribution rates and the member rate. Based on those assumptions, the pension plan's fiduciary net position was projected to be available to make all projected future benefit payments of current plan members. Therefore, the long-term expected rate of return on pension plan investments was applied to all periods of projected benefit payments to determine the total pension liability.

Sensitivity of the District's Proportionate Share of the Net Pension Liability to Changes in the Discount Rate

The following presents the District's proportionate share of the net pension liability calculated using the discount rate of 8.0 percent (7.0% for the Hybrid Plan), as well as what the District's proportionate share of the net pension liability would be if it were calculated using a discount rate that is 1 percentage point lower or 1 percentage point higher:

	<u>1% Decrease (Non-Hybrid/Hybrid)* 7.0%/6.0%</u>	<u>Current Single Discount Rate Assumption (Non-Hybrid/Hybrid)* 8.0%/7.0%</u>	<u>1% Increase (Non-Hybrid/Hybrid)* 9.0%/8.0%</u>
District's proportionate share of the net pension liability	\$ 5,855,624	\$ 4,547,180	\$ 3,444,037

DETOUR AREA SCHOOLS
Notes to Basic Financial Statements
June 30, 2017

Michigan Public School Employees Retirement System (MPERS) Fiduciary Net Position

Detailed information about the pension plan's fiduciary net position is available in the separately issued Michigan Public School Employees Retirement System September 30, 2016 Comprehensive Annual Financial Report, available here: (www.michigan.gov/documents/orsschools/MPERS_CAFR_2016_Final_510211_7.pdf).

Payables to the Michigan Public School Employee Retirement System (MPERS)

Payables to the pension plan totaling \$62,174 at June 30, 2017 arise from the normal legally required contributions based on the accrued salaries payable at year-end, expected to be liquidated with expendable available financial resources.

Note I – Other Postemployment Benefits

Plan Description and Employee Contributions

Benefit provisions of the post-employment healthcare plan are established by State statute which may be amended. Retirees have the option of health coverage, which, through 2015, is currently funded on a cash disbursement basis. The System has contracted to provide the comprehensive group medical, hearing, dental and vision coverage for retirees and beneficiaries. A subsidized portion of the premium is paid by the System with the balance deducted from the monthly pension of each retiree health care recipient. Public Act 300 of 2012 sets the maximum subsidy at 80% beginning January 1, 2013; 90% for those Medicare eligible and enrolled in the insurances as of that date.

Public Act 75 of 2010 requires each actively employed member of MPERS after June 30, 2010 to annually contribute 3% of their compensation to offset employer contributions for health care benefits of current retirees.

Public Act 300 of 2012 granted all active members of MPERS a voluntary election regarding their retirement healthcare. Any changes to a member's healthcare benefit are effective as of the member's *transition date*, which is defined as the first day of the pay period that begins on or after December 1, 2012.

Members were given the choice between continuing the 3% contribution to retiree healthcare and keeping the premium subsidy benefit described above, or choosing not to pay the 3% contribution and instead opting out of the subsidy benefit and becoming a participant in the Personal Healthcare Fund (PHF), a portable, tax-deferred fund that can be used to pay healthcare expenses in retirement. Participants in the PHF are automatically enrolled in a 2% employee contribution into their Section 457 account as of their transition date, earning them a 2% employer match into a 401(k) account. Members who selected this option stop paying the 3% contribution to retiree healthcare as of the day before their transition date, and their prior contributions will be deposited into their 401(k) account no later than their first pay date after February 1, 2013.

Members who did not make an election before the deadline retain the subsidy benefit and continue making the 3% contribution toward retiree healthcare.

Members who elected to retain the premium subsidy continue to annually contribute 3% of compensation into the healthcare funding account. A member or former member age 60 or older, who made the 3% healthcare contributions but who does not meet the eligibility requirements may request a refund of their contributions.

DETOUR AREA SCHOOLS
Notes to Basic Financial Statements
June 30, 2017

Under Public Act 300 of 2012, the State no longer offers an insurance premium subsidy in retirement for public school employees who first work on or after September 4, 2012. Instead, all new employees will be placed into the Personal Healthcare Fund where they will have support saving for retirement healthcare costs in the following ways:

- They will be automatically enrolled in a 2% employee contribution into a Section 457 account as of their date of hire, earning them a 2% employer match into a 401(k) account.
- They will receive a credit into a Health Reimbursement Account (HRA) at termination if they have at least 10 years of service at termination. The credit will be \$2,000 for participants who are at least 60 years of age at termination or \$1,000 for participants who are less than 60 years of age at termination.

Employer contributions

Required contributions for post-employment health care benefits ranged from 6.40% to 6.83% of covered payroll for the fiscal year ended June 30, 2017. The District's required and actual contributions to the Plan for retiree health care benefits for the fiscal years ending June 30, 2017, 2016 and 2015 were \$102,679, \$103,015 and \$41,993 respectively.

Post-employment Plan Status

At September 30, 2016, the actuarial accrued liability for post-employment insurance benefits for the MPSERS as a whole was \$12.8 billion. The MPSERS net assets available for these benefits were \$3.5 billion leaving an unfunded actuarial accrued liability of \$9.3 billion. The funded ratio of actuarial liability was 27.5%; covered payroll totaled \$8.3 billion, and unfunded actuarial liability was 112.6% of covered payroll.

Note J – Risk Management and Benefits

The District is exposed to various risks of loss related to property loss, torts, errors and omissions, and employee injuries (workers' compensation), as well as medical benefits provided to employees. The District has purchased commercial insurance for property loss, errors and omissions, workers' compensation, health benefits, and dental and vision benefits provided to employees. Settled claims relating to the commercial insurance have not exceeded the amount of insurance coverage in any of the past three fiscal years.

There were no significant reductions in insurance coverage in fiscal 2016-17, and as of year ended June 30, 2017, there were no material pending claims against the District.

Note K – Stewardship, Compliance and Accountability

The District has an unrestricted net position deficit of \$3,319,478 as of June 30, 2017. This deficit unrestricted net position results primarily from the net pension liability of \$3,597,569 (net of deferred outflows and inflows of resources related to the pension plan).

REQUIRED SUPPLEMENTARY INFORMATION

DETOUR AREA SCHOOLS
Required Supplementary Information
Schedule of the District's Proportionate Share of the Net Pension Liability
MPSERS Cost-sharing Multiple-employer Plan
June 30, 2017

	<u>Year Ended June 30, 2015</u>	<u>Year Ended June 30, 2016</u>	<u>Year Ended June 30, 2017</u>
District's proportion of the net pension liability	0.01634492%	0.01743618%	0.01822577%
District's proportionate share of the net pension liability	\$ 3,600,214	\$ 4,258,792	\$ 4,547,180
District's covered-employee payroll	\$ 1,514,852	\$ 1,555,965	\$ 1,630,244
District's proportionate share of the net pension liability as a percentage of its covered-employee payroll	237.66%	273.71%	278.93%
Plan fiduciary net position as a percentage of the total pension liability	66.15%	62.92%	63.01%

The amounts presented for each fiscal year were determined as of September 30 of the preceding year.

Note: GASB Statement No 68 was implemented in fiscal year 2015. This schedule is being built prospectively. Ultimately, 10 years of data will be presented.

DETOUR AREA SCHOOLS
Required Supplementary Information
Schedule of District Contributions
MPSERS Cost-sharing Multiple-employer Plan
June 30, 2017

	<u>Year Ended June 30, 2015</u>	<u>Year Ended June 30, 2016</u>	<u>Year Ended June 30, 2017</u>
Contractually required contribution	\$ 457,888	\$ 451,457	\$ 495,230
Contributions in relation to the contractually required contribution	<u>457,888</u>	<u>451,457</u>	<u>495,230</u>
Contribution deficiency (excess)	<u>\$ -</u>	<u>\$ -</u>	<u>\$ -</u>
District's covered-employee payroll	\$ 1,562,704	\$ 1,571,926	\$ 1,653,728
Contributions as a percentage of covered employee payroll	29.30%	28.72%	29.95%

Note: GASB Statement No 68 was implemented in fiscal year 2015. This schedule is being built prospectively. Ultimately, 10 years of data will be presented.

DETOUR AREA SCHOOLS
Notes to Required Supplementary Information
June 30, 2017

Note A – Net Pension Liability and Contributions

Changes of benefit terms: There were no changes of benefit terms in 2016-17.

Changes of assumptions: There were no changes of benefit assumptions in 2016-17.

SUPPLEMENTARY INFORMATION

NONMAJOR FUNDS

DETOUR AREA SCHOOLS
Combining Balance Sheet - Nonmajor Governmental Funds
June 30, 2017

	Special Revenue		Debt
	Food Service	Public Library	2011
Assets			
Cash equivalents, deposits and investments	\$ 14,751	\$ 47,542	\$ -
Accounts receivable	578	-	-
Due from other governmental funds	1,381	-	-
Inventory	1,389	-	-
Total Assets	\$ 18,099	\$ 47,542	\$ -
Liabilities and Fund Balances			
Liabilities			
Payroll withholdings	\$ 2,745	\$ -	\$ -
Unearned revenue	1,870	-	-
Total Liabilities	4,615	-	-
Fund Balances			
Nonspendable	1,389	-	-
Restricted	12,095	47,542	-
Total Fund Balances	13,484	47,542	-
Total Liabilities and Fund Balances	\$ 18,099	\$ 47,542	\$ -

Service	Capital Projects		Total
2014	Capital Projects	2011 Construction	
\$ 42,843	\$ 100,704	\$ 2,933	\$ 208,773
-	-	-	578
-	-	-	1,381
-	-	-	1,389
\$ 42,843	\$ 100,704	\$ 2,933	\$ 212,121
\$ -	\$ -	\$ -	\$ 2,745
-	-	-	1,870
-	-	-	4,615
-	-	-	1,389
42,843	100,704	2,933	206,117
42,843	100,704	2,933	207,506
\$ 42,843	\$ 100,704	\$ 2,933	\$ 212,121

DETOUR AREA SCHOOLS
Combining Schedule of Revenues, Expenditures and Changes in
Fund Balances - Nonmajor Governmental Funds
For the year ended June 30, 2017

	Special Revenue		Debt
	Food Service	Public Library	2011
Revenues			
Local sources:			
Property taxes	\$ -	\$ 16,251	\$ -
Interest earnings	-	29	-
Sales and admissions	32,713	-	-
Other local sources	-	2,401	-
Total local sources	32,713	18,681	-
Non-educational entity sources	-	7,182	-
State sources	8,014	1,432	-
Federal sources	67,669	-	60,921
Total Revenues	108,396	27,295	60,921
Expenditures			
Current:			
Food service	149,574	-	-
Community services	-	35,135	-
Debt service:			
Principal repayment	-	-	59,303
Interest and fiscal charges	-	-	76,215
Total Expenditures	149,574	35,135	135,518
Excess (Deficiency) of Revenues Over Expenditures	(41,178)	(7,840)	(74,597)
Other Financing Sources			
Transfers in	43,000	12,000	74,597
Net Change in Fund Balances	1,822	4,160	-
Fund Balances, Beginning of Year	11,662	43,382	-
Fund Balances, End of Year	\$ 13,484	\$ 47,542	\$ -

Service	Capital Projects		Total
2014	Capital Projects	2011 Construction	
\$ 324,747	\$ -	\$ -	\$ 340,998
1,267	418	5	1,719
-	-	-	32,713
-	-	-	2,401
326,014	418	5	377,831
-	-	-	7,182
871	-	-	10,317
-	-	-	128,590
326,885	418	5	523,920
-	-	-	149,574
-	-	-	35,135
350,000	-	-	409,303
25,446	-	-	101,661
375,446	-	-	695,673
(48,561)	418	5	(171,753)
-	-	-	129,597
(48,561)	418	5	(42,156)
91,404	100,286	2,928	249,662
\$ 42,843	\$ 100,704	\$ 2,933	\$ 207,506

DETOUR AREA SCHOOLS
Food Service Special Revenue Fund
Schedule of Revenues, Expenditures and Changes in Fund Balances - Budget and Actual
For the year ended June 30, 2017

	Budget	Actual	Variance
Revenues			
Local sources	\$ 33,689	\$ 32,713	\$ (976)
State sources	8,012	8,014	2
Federal sources	67,813	67,669	(144)
Total Revenues	<u>109,514</u>	<u>108,396</u>	<u>(1,118)</u>
Expenditures			
Current:			
Food service	151,128	149,574	1,554
Excess (Deficiency) of Revenues Over Expenditures	<u>(41,614)</u>	<u>(41,178)</u>	<u>436</u>
Other Financing Sources			
Transfers in	43,000	43,000	-
Net Change in Fund Balances	1,386	1,822	436
Fund Balances, Beginning of Year	<u>11,662</u>	<u>11,662</u>	<u>-</u>
Fund Balances, End of Year	<u><u>\$ 13,048</u></u>	<u><u>\$ 13,484</u></u>	<u><u>\$ 436</u></u>

DETOUR AREA SCHOOLS
Public Library Special Revenue Fund
Schedule of Revenues, Expenditures and Changes in Fund Balances - Budget and Actual
For the year ended June 30, 2017

	Budget	Actual	Variance
Revenues			
Local sources	\$ 21,670	\$ 18,681	\$ (2,989)
Non-educational entity sources	7,182	7,182	-
State sources	7,864	1,432	(6,432)
Total Revenues	<u>36,716</u>	<u>27,295</u>	<u>(9,421)</u>
Expenditures			
Current:			
Community services	35,133	35,135	(2)
Excess (Deficiency) of Revenues Over Expenditures	<u>1,583</u>	<u>(7,840)</u>	<u>(9,423)</u>
Other Financing Sources			
Transfers in	12,000	12,000	-
Net Change in Fund Balances	13,583	4,160	(9,423)
Fund Balances, Beginning of Year	<u>43,382</u>	<u>43,382</u>	<u>-</u>
Fund Balances, End of Year	<u>\$ 56,965</u>	<u>\$ 47,542</u>	<u>\$ (9,423)</u>

AGENCY FUND

Student Activities – to account for the collection and disbursements of monies used by the school activity clubs and groups.

DETOUR AREA SCHOOLS
Student Activities Agency Fund
Statement of Changes in Assets and Liabilities
For the year ended June 30, 2017

	<u>Balances</u> <u>July 1, 2016</u>	<u>Additions</u>	<u>Deductions</u>	<u>Balances</u> <u>June 30, 2017</u>
Assets				
Cash equivalents, deposits and investments	<u>\$ 51,731</u>	<u>\$ 166,303</u>	<u>\$ 159,996</u>	<u>\$ 58,038</u>
Liabilities				
Due to other funds	\$ -	\$ 35,253	\$ 35,253	\$ -
Due to student groups	<u>51,731</u>	<u>124,367</u>	<u>118,060</u>	<u>58,038</u>
Total Liabilities	<u>\$ 51,731</u>	<u>\$ 159,620</u>	<u>\$ 153,313</u>	<u>\$ 58,038</u>

INTERNAL CONTROL AND COMPLIANCE



**INDEPENDENT AUDITOR’S REPORT ON INTERNAL CONTROL
OVER FINANCIAL REPORTING AND ON COMPLIANCE AND
OTHER MATTERS BASED ON AN AUDIT OF FINANCIAL
STATEMENTS PERFORMED IN ACCORDANCE WITH
GOVERNMENT AUDITING STANDARDS**

October 23, 2017

The Board of Education
DeTour Area Schools

We have audited, in accordance with auditing standards generally accepted in the United States of America and the standards applicable to financial audits contained in *Government Auditing Standards* issued by the Comptroller General of the United States, the financial statements of the governmental activities, the major fund, and the aggregate remaining fund information of DeTour Area Schools (the “District”), as of and for the year ended June 30, 2017, and the related notes to the financial statements, which collectively comprise the District’s basic financial statements, and have issued our report thereon dated October 23, 2017.

Internal Control Over Financial Reporting

In planning and performing our audit of the financial statements, we considered the District’s internal control over financial reporting (internal control) to determine the audit procedures that are appropriate in the circumstances for the purpose of expressing our opinions on the financial statements, but not for the purpose of expressing an opinion on the effectiveness of the District’s internal control. Accordingly, we do not express an opinion on the effectiveness of the District’s internal control.

A deficiency in internal control exists when the design or operation of a control does not allow management or employees, in the normal course of performing their assigned functions, to prevent, or detect and correct misstatements on a timely basis. A *material weakness* is a deficiency, or combination of deficiencies, in internal control, such that there is a reasonable possibility that a material misstatement of the entity’s financial statements will not be prevented, or detected and corrected on a timely basis. A *significant deficiency* is a deficiency, or a combination of deficiencies, in internal control that is less severe than a material weakness, yet important enough to merit attention by those charged with governance.

Our consideration of internal control was for the limited purpose described in the first paragraph of this section and was not designed to identify all deficiencies in internal control that might be material weaknesses or significant deficiencies, and therefore, material weaknesses or significant deficiencies may exist that were not identified. Given these limitations, during our audit we did not identify any deficiencies in internal control that we consider to be material weaknesses.

Compliance and Other Matters

As part of obtaining reasonable assurance about whether the District's financial statements are free of material misstatement, we performed tests of its compliance with certain provisions of laws, regulations, contracts, and grant agreements, noncompliance with which could have a direct and material effect on the determination of financial statement amounts. However, providing an opinion on compliance with those provisions was not an objective of our audit, and accordingly, we do not express such an opinion. The results of our tests disclosed no instances of noncompliance or other matters that are required to be reported under *Government Auditing Standards*.

Purpose of this Report

The purpose of this report is solely to describe the scope of our testing of internal control and compliance and the results of that testing, and not to provide an opinion on the effectiveness of the District's internal control or on compliance. This report is an integral part of an audit performed in accordance with *Government Auditing Standards* in considering the entity's internal control and compliance. Accordingly, this communication is not suitable for any other purpose.

A handwritten signature in cursive script that reads "Hungerford Nichols".

Certified Public Accountants