

Beginning of Year

Middle of Year

End of Year

Maze Prose Adjusted Score

Number of Students = 39
 Average = 25.1
 Standard Deviation = 7.5
 Score Range = 9 to 40

Number of Students = 0
 Average =
 Standard Deviation =
 Score Range =

Number of Students = 0
 Average =
 Standard Deviation =
 Score Range =

Maze Science Adjusted Score

Number of Students = 39
 Average = 20.7
 Standard Deviation = 7.9
 Score Range = 7 to 39

Number of Students = 0
 Average =
 Standard Deviation =
 Score Range =

Number of Students = 0
 Average =
 Standard Deviation =
 Score Range =

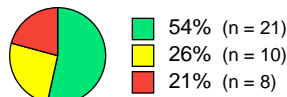
Maze Social Studies Adjusted Score

Number of Students = 39
 Average = 19.8
 Standard Deviation = 9.4
 Score Range = 0 to 39

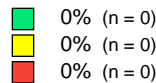
Number of Students = 0
 Average =
 Standard Deviation =
 Score Range =

Number of Students = 0
 Average =
 Standard Deviation =
 Score Range =

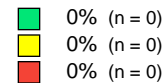
Maze Total Adjusted Score



Number of Students = 39
 Average = 65.1
 Standard Deviation = 23.1
 Score Range = 16 to 112

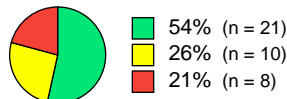


Number of Students = 0
 Average =
 Standard Deviation =
 Score Range =




Number of Students = 0
 Average =
 Standard Deviation =
 Score Range =


Gate 1



Number of Students = 39
 Average = 569.6
 Standard Deviation = 138.8
 Score Range = 275 to 851



Number of Students = 0
 Average =
 Standard Deviation =
 Score Range =



Number of Students = 0
 Average =
 Standard Deviation =
 Score Range =

Silent Reading Prose

Number of Students = 0
 Average =
 Standard Deviation =
 Score Range =

Number of Students = 0
 Average =
 Standard Deviation =
 Score Range =




Number of Students = 0
 Average =
 Standard Deviation =
 Score Range =

Silent Reading Science

Number of Students = 0
 Average =
 Standard Deviation =
 Score Range =

Number of Students = 0
 Average =
 Standard Deviation =
 Score Range =

Number of Students = 0
 Average =
 Standard Deviation =
 Score Range =

Status	Score Level	Likely Need For Support
	At or Above Benchmark	Likely to Need Core Support
	Below Benchmark	Likely to Need Strategic Support
	Well Below Benchmark	Likely to Need Intensive Support

District Overview

Beginning of Year

Middle of Year

End of Year

Silent Reading Social Studies

Number of Students = 0
 Average =
 Standard Deviation =
 Score Range =

Number of Students = 0
 Average =
 Standard Deviation =
 Score Range =

Number of Students = 0
 Average =
 Standard Deviation =
 Score Range =

Silent Reading Total

■ 0% (n = 0)
■ 0% (n = 0)
■ 0% (n = 0)

Number of Students = 0
 Average =
 Standard Deviation =
 Score Range =

■ 0% (n = 0)
■ 0% (n = 0)
■ 0% (n = 0)

Number of Students = 0
 Average =
 Standard Deviation =
 Score Range =

■ 0% (n = 0)
■ 0% (n = 0)
■ 0% (n = 0)

Number of Students = 0
 Average =
 Standard Deviation =
 Score Range =

Gate 2

■ 0% (n = 0)
■ 0% (n = 0)
■ 0% (n = 0)

Number of Students = 0
 Average =
 Standard Deviation =
 Score Range =

■ 0% (n = 0)
■ 0% (n = 0)
■ 0% (n = 0)

Number of Students = 0
 Average =
 Standard Deviation =
 Score Range =

■ 0% (n = 0)
■ 0% (n = 0)
■ 0% (n = 0)

Number of Students = 0
 Average =
 Standard Deviation =
 Score Range =

Status	Score Level	Likely Need For Support
■	At or Above Benchmark	Likely to Need Core Support
■	Below Benchmark	Likely to Need Strategic Support
■	Well Below Benchmark	Likely to Need Intensive Support