



February 2023

Dear Parents and Community Members:

We are pleased to present you with the Annual Education Report (AER) which provides key information on the 2021-22 educational progress for Lee High School. The AER addresses the complex reporting information required by federal and state laws. The school's report contains information about student assessment, accountability, and teacher quality. If you have any questions about the AER, please contact Andrew Steketee, Principal for assistance.

The AER is available for you to review electronically by visiting the following web site: <https://bit.ly/3aeewON>, or you may review a copy in the main office at your child's school.

For the 2021-22 school year, schools were identified using definitions and labels as required in the Every Student Succeeds Act (ESSA). A Targeted Support and Improvement (TSI) school is one that has at least one underperforming student subgroup. An Additional Targeted Support (ATS) school is one that has a student subgroup performing at the same level as the lowest 5% of all schools in the state. A Comprehensive Support and Improvement (CSI) school is one whose performance is in the lowest 5% of all schools in the state or has a graduation rate at or below 67%. Some schools are not identified with any of these labels. In these cases, no label is given.

Our school was not identified with one of these labels. We continue to use the MTSS model to ensure that each student has access to rigorous learning opportunities.

State law requires that we also report additional information.

ASSIGNING PUPILS TO THE SCHOOL

Students at Godfrey-Lee Public School District are assigned to individual school buildings based on the grade level they attend and the geographic area in which they live. School boundaries were developed with community involvement and can be viewed at the Godfrey-Lee Public School Administration Building, 1324 Burton St. SW, Wyoming, MI 49509.

THE STATUS OF THE 3-5 YEAR SCHOOL IMPROVEMENT PLAN

Lee High School has an approved School Improvement Plan submitted to the State in which stakeholders have outlined goals and objectives that address student academic needs. Looking at a variety of data that measure student academic progress, we identified areas for improvement and research-based strategies to address these needs.

CORE CURRICULUM

Process: Godfrey-Lee Public Schools has aligned curriculum in all content areas with the Michigan Curriculum Framework and the Michigan Merit Curriculum. Benchmarks can be found on the Michigan Department of

Education website: [Http://www.michigna.gov/mde](http://www.michigna.gov/mde). Our assessments and report cards also aligned with the curriculum. Classroom instruction is congruent with the curriculum expectations and is monitored constantly by building principals and academic support personnel.

Alignment: Each grade level on the elementary level and each content area at the secondary level meet regularly to study curriculum issues and to ensure that all students have common, equitable curricular experiences. A gap analysis is conducted annually with the M-STEP testing information and the curriculum is examined for areas of strength and weakness. After this audit, necessary adjustments are made.

Equity: "Excellence and Equity" is the motto of Godfrey-Lee Public Schools. Common assessments with common scoring rubrics, a common curriculum, common core materials, and a common report card help us work toward our goal of equity. In addition, principals and other evaluators have common instructional expectations that are used to guide teacher evaluations. Professional development, PLC's and constant communication between regular education, special education, and English Learner program also facilitate this process. We are committed to ALL of our students having multiple opportunities to learn and be successful in the core curriculum.

THE AGGREGATE STUDENT ACHIEVEMENT RESULTS FOR ANY LOCAL COMPETENCY TESTS OR NATIONALLY NORMED ACHIEVEMENT TESTS

Results KEY

- LOW: <21%ile
- LOAVG: 21-40%ile
- AVG: 41-60%ile
- HIAVG: 61-80%ile
- HIGH: >80%ile

Lee High School

School Achievement: Math K-12



map Student Growth Summary Report
 Aggregate by School

Term: Spring 2021-2022
 District: Godfrey-Lee Public Schools

Norms Reference Data: 2020 Norms
 Growth Comparison Period: Fall 2021 - Spring 2022
 Weeks of Instruction: Start - 4 (Fall 2021)
 End - 32 (Spring 2022)

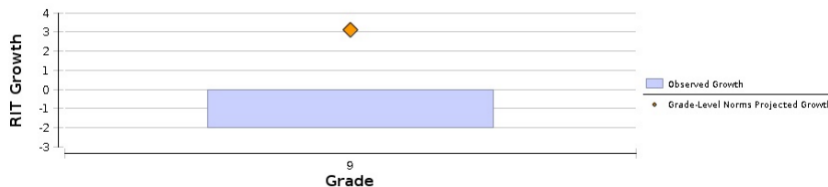
Grouping: None
 Small Group Display: No

Lee High School

Language Arts:
 Reading

Grade (Spring 2022)	Total Number of Growth Events	Fall 2021			Spring 2022			Growth		Growth Evaluated Against						
		Mean RIT Score	Standard Deviation	Achievement Percentile	Mean RIT Score	Standard Deviation	Achievement Percentile	Observed Growth	Observed Growth SE	Projected School Growth	School Conditional Growth Index	School Conditional Growth Percentile	Number of Students With Growth Projections	Number of Students Who Met Their Growth Projection	Percentage of Students Who Met Growth Projection	Student Median Conditional Growth Percentile
9	27	206.2	16.5	9	204.4	14.3	3	-2	2.3	3.1	-2.48	1	27	11	41	34

Language Arts: Reading



College Board Scores Summary - District

District: Godfrey-Lee Public Schools
Assessment: PSAT 9

Term: Spring 2021-22
Grade Level: 9th Grade

Mean Evidence-Based
Reading and Writing Score

382 | 120 to 720

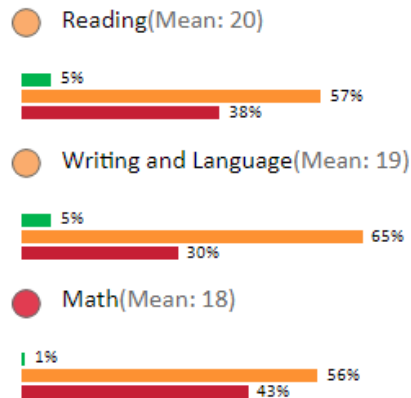
n=165
Mean Total Score

747 | 240 to 1440

Mean Math Score

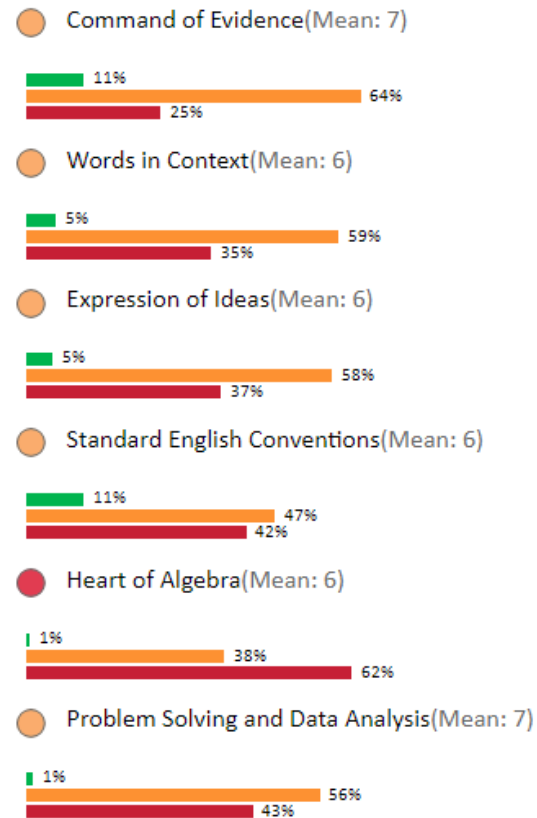
365 | 120 to 720

Test Scores 6 to 36 range



Cross-Test Scores to range

Subscores 1 to 15 range



■ Meets or Exceeds Benchmark ■ Approaching Benchmark ■ Need to Strengthen

College Board Scores Summary - District

District: Godfrey-Lee Public Schools

Assessment: PSAT 10

Term: Spring 2021-22

Grade Level: 10th Grade

Mean Evidence-Based Reading and Writing Score

393

160 to 760

n=124

Mean Total Score

794

320 to 1520

Mean Math Score

400

160 to 760

Test Scores 8 to 38 range

Reading (Mean: 21)



Writing and Language (Mean: 19)



Math (Mean: 20)



Cross-Test Scores 8 to 38 range

20 Analysis in History/Social Studies

20 Analysis in Science

Subscores 1 to 15 range

Command of Evidence (Mean: 6)




Words in Context (Mean: 6)



Expression of Ideas (Mean: 6)



Standard English Conventions (Mean: 6)



Heart of Algebra (Mean: 6)



Problem Solving and Data Analysis (Mean: 7)



Passport to Advanced Math (Mean: 6)



Meets or Exceeds Benchmark

Approaching Benchmark

Need to Strengthen

State Assessment Growth - School

District: Godfrey-Lee Public Schools

Term: Spring 2022

School: Lee HS

English Language Arts Combined						
Grade Level	Student Count	Met Target	Did Not Meet Target	% Met	Goal	Estimated Points
11th Grade	99	25	74	25.3%	N/A	N/A
All	99	25	74	25.3%	57.9%	43.6

Mathematics Combined						
Grade Level	Student Count	Met Target	Did Not Meet Target	% Met	Goal	Estimated Points
11th Grade	101	9	92	8.9%	N/A	N/A
All	101	9	92	8.9%	50.7%	17.6

MI-Access English Language Arts				
Grade Level	Student Count	Met Target	Did Not Meet Target	% Met
11th Grade	1	1	0	100.0%

MI-Access Mathematics				
Grade Level	Student Count	Met Target	Did Not Meet Target	% Met
11th Grade	1	0	1	0.0%

SAT EBRW				
Grade Level	Student Count	Met Target	Did Not Meet Target	% Met
11th Grade	98	24	74	24.5%

SAT Math				
Grade Level	Student Count	Met Target	Did Not Meet Target	% Met
11th Grade	100	9	91	9.0%

PARENT-TEACHER CONFERENCES

School Year	Fall Number of Parents Attended	Fall Percentage of Parents Attended	Spring Number of Parents Attended	Spring Percentage of Parents Attended
2019-2020	N/A	N/A	N/A	N/A
2020-2021	N/A	N/A	N/A	N/A
2021-2022	N/A	N/A	N/A	N/A

Lee High School continues to provide a collaborative and supportive educational environment while maintaining a rigorous academic program which ensures that our students will become productive citizens. Our staff is data-driven; we emphasize literacy across all curricular areas and are continuously looking for ways to improve instruction and student learning. We are confident the following school year will bring many academic successes.

Sincerely,
Andy Steketee