



# Consumer Privacy Statement

Symetra is serious about keeping your personal information private and secure. This notice of our privacy policy explains how we use and protect your information.

Symetra does not sell or rent information about you to others.

## Where we get information about you

The information we get about you comes from different sources, and may include:

- Information that you give to us on applications or other forms, such as your name, address and Social Security number.
- Information from your transactions with us, our affiliated companies or our business partners. This includes products and services you have purchased from us or information about your payment history or claims.
- Information we receive from consumer reporting agencies to confirm or add to facts given by you.
- Information we receive from your insurance agent, broker or financial advisor. This may include updated information about your policy or account.

## Sharing information

In order to conduct our business and offer you the products and services that you may want, we may share your information as allowed or required by law.

We may share your information with our affiliates or third parties outside the Symetra family of companies to service, market or underwrite our products and services to you.

We may share your information with insurance agents, brokers and financial advisors who sell our products and services. We may also share your information with financial institutions that we have joint marketing agreements with to sell our products and services.

Working with these businesses allows us to provide you with a broader selection of insurance and investment products and services from our companies. These businesses sign a contract with us to keep your information private and secure, and to use it only for the services we request.

If any sharing of your information would require us to give you the option to opt-out of or opt-in to the information sharing, we will provide you with this option.

## Medical information

We obtain or share medical information only in connection with specific products and services. This may include underwriting a life insurance policy, processing a claim, or any other use that we disclose to you before the information is collected.

## About independent insurance agents, brokers and financial advisors

The independent insurance agents, brokers and financial advisors who sell our products and services are not our employees and are not subject to our privacy policy.

They may have received personal information about you that we do not have. They may use this information differently than we do. Contact your agent, broker or advisor to learn more about their privacy practices.

## Keeping your personal information safe

We protect your personal information in a variety of ways.

We maintain physical, administrative and technical safeguards to protect this information from unauthorized access.

Employees receive training to protect personal information, and are authorized to access this information only when they have a business need to do so. We expect the agents, brokers and advisors who sell our products and services to maintain a high regard for privacy and to safeguard customer information.

We follow your state law when it protects your privacy more than federal law.

## Accuracy of your information

We need accurate information to provide you with the best possible service.

If you need to update your information, or if the information we have about you is inaccurate or incomplete, please contact us. Please be sure to include your name and policy number or contract number.

- By telephone: You can call us at the telephone number shown on your account statement or on other information we have sent to you. You can also call us at: **1-800-796-3872**
- In writing: You can write to us at the address shown on your account statement or on other information we have sent to you. You can also write to us at: **P.O. Box 34690, Seattle, WA 98124-1690.**

You can also request a copy of the information that we have about you in our files to make sure it is correct. You must make your request in writing and send it to the address shown on your policy or contract or to the address shown above. We will send you the information within 30 business days of receiving your request. We will advise you of any person or group to whom we have given the information during the last two years.

If you believe the information about you in our files is wrong, you can notify us in writing. We will review your file and respond to you within 30 business days. If we agree with you, we will change our records. This change will become part of the file. It will be sent to those that received inaccurate information from us. It will also be included in any later disclosures to others.

If we disagree with you, we will explain why. You can provide us with a statement explaining why you believe the information is wrong. This statement will become part of the file. It will be sent to those that received the disputed information from us. It will also be included in any later disclosures to others.

## Privacy and Symetra's websites

This notice also applies to our websites. If you would like more information about our website privacy and security practices, go to [www.symetra.com](http://www.symetra.com) and click on the Privacy link.

## The Symetra family of companies

This notice applies to the following companies:

- Symetra Life Insurance Company
- Symetra National Life Insurance Company
- First Symetra National Life Insurance Company of New York, New York, NY
- Symetra Assigned Benefits Service Company
- Symetra Securities, Inc.
- Clearscope Funding Corporation



Symetra Financial Corporation  
777 108th Avenue NE, Suite 1200  
Bellevue, WA 98004-5135  
[www.symetra.com](http://www.symetra.com)

Symetra® is a registered service mark of Symetra Life Insurance Company.

# GROUP INSURANCE POLICY



Policyholder

Policy Number

Symetra Life Insurance Company is known as Symetra in this policy.

Symetra will pay the benefits provided in this policy.

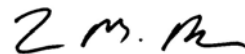
This policy has been issued in consideration of the application and payment of the first premium.

This policy is a legal contract between the policyholder and Symetra.

Read this policy carefully. Signed for Symetra at its Home Office as of the policy effective date.



Michael Fry, Executive Vice President



Thomas M. Marra, President

Registrar

## GROUP LONG TERM DISABILITY INSURANCE

Policyholder: Gaylord Community Schools  
Policy Number: 01 016970 00  
Policy Effective Date: January 1, 2016  
Policy Anniversary Date: January 1, 2017  
State of Policy Issue: Michigan

Policy Insured By: Symetra Life Insurance Company, referred to as “the Company”, “we”, “us”, and “our”.

We will provide the benefits under this policy in consideration of the application and premium. In order for this policy to become effective, the first premium must be received within 90 days of the Policy Effective Date. We make this promise subject to all of the provisions of this policy.

Read this policy carefully and contact us promptly if you have questions. This policy is delivered and is governed by the laws of the state of policy issue and to the extent applicable by the Employee Retirement Income Security Act of 1974 (ERISA) and any amendments.

This policy consists of:

- all policy provisions and any amendments and/or attachments issued;
- the policyholder’s application;
- employees’ signed applications, if any;
- the certificate of coverage.

This policy may be changed in whole or in part. Only an officer of ours can approve a change. The approval must be in writing and endorsed on or attached to this policy. No other person, including any agent, may change this policy or waive any part of it.

## INTRODUCTION

This policy is divided into two sections:

- the employer section;
- the employee section.

Both sections together form the policy and include all of the benefits available under a plan.

Whenever we use the terms "you or your" in the employer section, we mean the employer.

## LONG TERM DISABILITY POLICY DETAILS

These are details concerning your policy:

### Plan Effective Date:

January 1, 2016

### Divisions, Subsidiaries or Affiliated Companies Include:

Name	Location
None.	

### Initial Rate:

0.630% of total covered payroll.

**Total covered payroll is the total amount of monthly earnings for which employees are insured under this plan.**

**For Class 1: It is not to exceed the first \$7,142.86 of their covered monthly earnings.**

**For Class 2: It is not to exceed the first \$8,333.33 of their covered monthly earnings.**

**For Class 3: It is not to exceed the first \$7,142.86 of their covered monthly earnings.**

**For Class 4: It is not to exceed the first \$10,000.00 of their covered monthly earnings.**

To calculate the initial monthly premium, multiply the Initial Rate by total covered payroll.

### Rate Guarantee:

A change in the premium rate will not take effect prior to January 1, 2019, or 12 months following the policy effective date, whichever is later. However, the premium rate may change prior to this time for reasons that affect the insured risk, which includes:

- a change occurs in a plan of benefits;
- a division, subsidiary, or affiliated company is added or deleted;
- the number of employees insured by a plan changes by 10% or more;
- a new law or a change in any existing law is enacted which applies to a plan.

We will notify you in writing at least 31 days before a premium rate change is effective. A change may take effect on an earlier date if you agree to it.

**LONG TERM DISABILITY  
POLICY DETAILS  
(continued)**

**When do you need to pay premium?**

Premium payments are due no later than 90 days following the Policy Effective Date, and the first day of each calendar month after the plan effective date.

We must receive all premiums on or before the date the premium is due. You must pay premium in United States dollars.

Waiver of Premium: Premium payments for coverage under this plan are suspended for an insured while benefits are payable to the insured under this long term disability plan.

## **EMPLOYER PROVISIONS**

### **WHEN DO YOU MAKE PREMIUM CHANGES?**

If employee status changes occur during a policy month then you must report the changes on the next premium due date following the change. Any premium increase or decrease will be adjusted and will become due at this same time, but will not be pro-rated daily.

If you pay premium on other than a monthly basis, changes in premiums will result in a monthly pro-rated adjustment on the next premium due date.

We will adjust premiums for the current policy year and the prior policy year unless changes are the result of fraudulent information.

### **WHAT INFORMATION DO WE REQUIRE OF YOU?**

You must give us the following on a regular basis:

- information about your employees:
  - who are eligible to become insured;
  - whose amounts of coverage changed, including salary increase and decrease information;
  - whose coverage ends;
- occupational information and any other information that we may reasonably require.

Your records that we believe have a bearing on coverage under this plan are open for our review at any reasonable time.

Clerical error or omission will not:

- prevent an employee from receiving coverage;
- affect the amount of an insured's coverage;
- affect the amount of premium actually owed;

OR

- effect or continue an insured's coverage if it should not be in effect or continue in effect.

If the amount of premium paid is incorrect due to clerical error, we will adjust premiums for the current policy year and, if applicable, the prior policy years.



## **EMPLOYER PROVISIONS (continued)**

### **WHEN CAN THIS POLICY OR A PLAN UNDER THIS POLICY BE CANCELED?**

This policy or a plan under this policy can be canceled:

- by us; or
- by you.

We may cancel or offer to modify this policy or a plan, with at least 31 days written notice, when:

- the employees pay all or a part of the cost of their coverage and less than 75% of the employees eligible for coverage are participating in a plan;
- you are paying the full cost of coverage and less than 100% of the employees eligible for coverage are participating in a plan;
- you do not promptly provide us with information that we need;
- this policy has been in effect more than 36 months;
- you fail to perform any of your obligations that relate to this policy;
- fewer than 10 employees are insured for coverage under this policy or a plan.

If you fail to pay the premium during the 31 day grace period, this policy or plan will terminate automatically on the last day for which premium was paid. You are responsible for paying premium for coverage in effect during the grace period. You must pay us all premium due for the full period each plan is in effect.

**Plan means a line of coverage under this policy.**

**Grace period means the period of time following the premium due date, except for the first premium, during which premium payment may be made.**

We reserve the right to review and terminate all classes covered under a plan if any class(es) cease(s) to be covered.

You may cancel this policy or a plan by giving us written notice at least 31 days before you intend the policy or plan to end. Cancellation can occur on an earlier date, if we agree. If this policy or a plan is canceled, the cancellation will not affect a payable claim.

**Payable claim means a claim for which we are liable under the terms of this policy.**

If this policy or a plan is canceled, coverage will end at 12:01 a.m. on the last day of coverage.

**EMPLOYER PROVISIONS**  
**(continued)**

**CAN A PLAN BE CHANGED?**

You must give us advance notice of a request to change a plan.

**WHAT IF STATUTES IN THE STATE OF POLICY ISSUE CHANGE?**

Any provision of this policy which, on or after the policy effective date, conflicts with the statutes of the state of policy issue or any federal statutes, is hereby amended to comply with the minimum requirements of such statute.

**CAN THE VALIDITY OF THIS POLICY BE DISPUTED?**

The validity of this policy shall not be disputed after the policy has been in effect for two years from the policy effective date, except in situations when:

- premium has not been paid;
- OR
- for fraudulent misrepresentations.

Disputing the validity of this policy shall be prohibited if statements made by the applicant in applying for this policy do not appear in a written document signed by the person making the statement. A copy of the written document must be given to the person making the statement.



Symetra Life Insurance Company
777 108th Avenue NE, Suite 1200
Bellevue, Washington 98004-5135

Application for Group Insurance

Name of Applicant: Gaylord Community Schools

Address: 615 South Elm

(Street)

Gaylord

(City)

MI

(State)

49735

(Zip)

applies to Symetra Life Insurance Company, for:

- Group Short Term Disability Insurance
Group Long Term Disability Insurance
Group Term Life Insurance

If Symetra Life Insurance Company (Symetra) approves this application, the policy(ies) indicated above will be issued. The applicant agrees that by signing this application it accepts the policy issued pursuant to the proposal dated October 30, 2015.

This application supersedes any previous application.

Any person who, with intent to defraud or knowing he/she is facilitating a fraud against an insurer, submits an application or files a claim containing a false or deceptive statement may be guilty of insurance fraud.

Signed at (City) Gaylord, (State) MI

Date signed: December 17, 2015

Gaylord Community Schools


By Melisa Crinelt

Title Personnel Coordinator

Agent/Producer Name (printed) Edward Murphy

Agent/Producer Signature Resident Licensed Agent/Producer where required by law

- Instructions: (1) Sign and return to Symetra.
(2) Retain copy with your policy.



## Employee Benefits

---

## Insurance Certificate

---

LONG TERM DISABILITY INCOME INSURANCE

CLASS 1



**Symetra Life Insurance Company**  
**777 108th Avenue NE, Suite 1200**  
**Bellevue, Washington 98004-5135**

**Symetra Life Insurance Company is known as Symetra in this certificate.**

**"You" and "your" refer to the insured employee in this certificate.**

**This certificate summarizes the major parts of the policy under which you are insured. Your insurance is subject to all the terms of the policy. This certificate replaces all others previously issued.**

**Signed for Symetra at its Home Office as of the policy effective date.**

**Michael Fry,**  
**Executive Vice President**

**Thomas M. Marra,**  
**President**

**READ THIS CERTIFICATE CAREFULLY**

## GROUP LONG TERM DISABILITY INSURANCE

### CERTIFICATE OF COVERAGE

Policyholder: Gaylord Community Schools  
Policy Number: 01 016970 00  
Policy Effective Date: January 1, 2016

Policy Insured By: Symetra Life Insurance Company, referred to as “the Company”, “we”, “us”, and “our”.

This is your certificate of coverage as long as you are eligible for coverage and you become insured. You will want to read it carefully and keep it in a safe place.

Your certificate of coverage is written in plain English. There are a few terms and provisions written as required by insurance law. If you have any questions about any of the terms and provisions, please consult our claims paying office. We will assist you in understanding your benefits.

If the terms and provisions of the certificate of coverage (issued to you) differ from the policy (issued to the Policyholder), the policy will govern. Your coverage may be canceled or changed in whole or in part under the terms and provisions of the policy.

The policy is delivered in and is governed by the laws of Michigan and to the extent applicable by the Employee Retirement Income Security Act of 1974 (ERISA) and any amendments.

For purposes of effective dates and ending dates under the group policy, all days begin at 12:00 midnight and end at 12:01 a.m. at the policyholder's address.

## TABLE OF CONTENTS

Your certificate is divided into the following sections:

SECTION 1 - HIGHLIGHTS OF YOUR PLAN

SECTION 2 - GENERAL INFORMATION

SECTION 3 - ELIGIBILITY FOR COVERAGE

SECTION 4 - BENEFIT SPECIFICS

- disability defined
- details on calculating benefit payments
- exclusions and limitations that may apply

SECTION 5 - CLAIM INFORMATION

SECTION 6 - ADDITIONS TO YOUR LTD PLAN

For your ease in finding information in your certificate, we:

- Start each section with a summary of the contents and the terms we define in the section.
- Shade all of the defined terms within a section.

## SECTION 1: HIGHLIGHTS OF YOUR LTD PLAN

This is a brief overview of your plan of benefits. We refer to these terms often throughout this certificate. Whenever we use these terms in the certificate, they have the following meaning, unless we advise you otherwise.

Eligible Class 1 = All full-time employees who are members of the Teamsters State and County and Municipal Workers Union and are not members of the Gaylord Educational Support Personnel Association (GBPA), the Michigan Education Association (MEA) or the National Education Association (NEA).

You must be working at least 15 hours per week.

Benefit Percentage = 70%

Maximum Payment Amount = \$5,000\*

\* We may reduce the amount we pay to you by other income amounts and any income you earn or receive from any form of employment. Some disabilities may not be covered under this plan.

Minimum Payment Amount = The greater of: \$100 or 10% of your gross disability payment you receive from us.

We may apply all payments to you toward overpayments.

Elimination Period = The later of: 30 days after the date disability begins or the date accumulated sick leave ends.

Pre-disability earnings means your gross monthly rate of earnings from the employer in effect just prior to the date disability begins. It does not include commissions, bonuses, overtime pay or other extra compensation.

If your disability begins while you are on a covered layoff or leave of absence, we will use your pre-disability earnings from the employer in effect just before the date your absence begins.

Our payments to you will be based on the amount of your pre-disability earnings covered by this plan and for which premium has been paid.



**SECTION 1: HIGHLIGHTS OF YOUR LTD PLAN  
(continued)**

Maximum Payment Duration

Social Security Normal Retirement Age

<u>Age When Disability Begins</u>	<u>Maximum Payment Duration</u>
Less than age 62	To Social Security Normal Retirement Age (SSNRA)
62	60 months
63	48 months
64	42 months
65	36 months
66	30 months
67	24 months
68	18 months
69 and over	12 months

**Social Security Normal Retirement Age (SSNRA) means the age at which you are eligible for Social Security full retirement benefits.**

Waiting Period:

If you are in an eligible class on or before the plan effective date: None.

If you are entering an eligible class after the plan effective date: None.

If your employment ends and you are rehired by the same employer within 1 year, we will apply your previous employment in an eligible class toward completing the waiting period. All other provisions of this plan apply.

Cost of Coverage:

The employer pays the cost of your coverage.

Waiver of Premium: The cost of your coverage will be suspended for any period of time during which you are disabled under this plan and eligible to receive a monthly payment from us. If you return to active employment with the employer, and want your coverage to continue, the cost of your coverage must begin to be paid again.

Noninsurance benefits:

From time to time we may offer or provide to you noninsurance benefits and services. In addition, we may arrange for third party service providers to give access to you to discounted goods and services. While we have arranged for this access, the third party service providers are liable to you for the provision of such goods and/or services. We are not responsible for the provision of such goods and/or services nor are we liable for the failure of the provision of the same. Further, Symetra is not liable to you for the negligent provision of such goods and/or services by third party service providers.

**SUMMARY OF THE GENERAL INFORMATION SECTION 2**

What will you find in this section?

- information we have access to
- how we use statements made in applying for coverage
- insurance fraud
- time limits for legal proceedings

What terms do we define in this section?

- you
- we
- us
- our
- employee
- employer
- insured
- plan

## SECTION 2: GENERAL INFORMATION

### WHAT IS THE CERTIFICATE OF COVERAGE?

This certificate of coverage is a written statement prepared by us and may include attachments. It tells you:

- the coverage to which you may be entitled
- to whom we make payments

AND

- the limitations, exclusions and requirements applying to a plan.

**You means an employee who is eligible for the coverage of this plan.**

**We, us and our means the Insurance Company named on the first page of your Certificate of Coverage.**

**Employee means a person who is a citizen or permanent resident of the United States in active employment with the employer unless we advise you otherwise. This plan excludes temporary and seasonal workers from coverage.**

**Employer means individual, company or corporation where you are in active employment, and includes any division, subsidiary or affiliated company named in the policy.**

**Insured means a person covered under this plan.**

**Plan means a line of coverage under the policy.**

## **SECTION 2: GENERAL INFORMATION (continued)**

### **TO WHAT INFORMATION DO WE HAVE ACCESS?**

The employer will give us information about you including:

- if you are eligible for coverage
- if your amount of coverage changes, including salary change information
- if your coverage terminates
- other information we may reasonably require.

The employer's records that we believe have a bearing on coverage under this plan are open for our inspection at any reasonable time.

Clerical error or omission will not:

- prevent you from receiving coverage
- affect the amount of your coverage

OR

- effect or continue your coverage if it should not be in effect or continue in effect.

### **HOW CAN WE USE STATEMENTS YOU OR THE EMPLOYER MADE IN APPLYING FOR COVERAGE?**

We consider any statements you or the employer made in a signed application for coverage a representation and not a warranty. If any of the statements you or the employer made are not complete and/or not true at the time they were made, we can:

- reduce or deny any claim

OR

- cancel your coverage back to the date your coverage became effective.

We will use only statements made in a signed application as a basis for doing this. You will receive a copy of the signed application.

## **SECTION 2: GENERAL INFORMATION (continued)**

### **HOW WILL WE HANDLE INSURANCE FRAUD?**

We promise to focus on all means necessary to support fraud detection, investigation, and prosecution. It is a crime if you or the employer knowingly, and with intent to injure, defraud or deceive us, file a claim containing any false, incomplete or misleading information. These actions, as well as submission of false information, will result in denial of your claim, and are subject to prosecution and punishment to the full extent under state and/or federal law. We will pursue all appropriate legal remedies in the event of insurance fraud.

### **WHAT IF FACTS ABOUT YOU ARE NOT ACCURATE?**

If relevant facts about you were not accurate, then we will use accurate information to decide if your coverage should be in effect and what your amount of coverage should be. If the cost of your coverage is affected, we will make a fair adjustment in the cost.

### **DOES THE EMPLOYER ACT AS YOUR AGENT?**

For all purposes of the policy, the employer acts on its own behalf or as your agent. The employer is not our agent.

### **WHAT ARE THE TIME LIMITS FOR LEGAL PROCEEDINGS?**

You can start legal action regarding your claim 60 days after the date you sent us proof of claim. You have up to three years after the date you sent us proof of claim to start legal action, unless otherwise provided by law.

### **DOES THIS PLAN REPLACE OR AFFECT ANY REQUIREMENT FOR WORKERS' COMPENSATION OR STATE DISABILITY INSURANCE?**

The plan does not replace or affect requirements for coverage by Workers' Compensation Insurance or state disability insurance.

## SUMMARY OF THE ELIGIBILITY FOR COVERAGE SECTION 3

What will you find in this section?

- eligibility for coverage
- waiting period
- when coverage becomes effective
- evidence of insurability requirements
- what happens to coverage during a layoff, leave of absence or a family or medical leave of absence
- when coverage under this plan ends

What terms do we define in this section?

- waiting period
- active employment
- work site
- evidence of insurability
- layoff
- leave of absence
- family or medical leave of absence

## SECTION 3: ELIGIBILITY FOR COVERAGE

### WHEN ARE YOU ELIGIBLE FOR COVERAGE?

If you are in an eligible class you may apply for coverage under this plan on the later of:

- the date the plan is effective;

OR

- the date you complete the waiting period.

### WHAT IS YOUR WAITING PERIOD?

Your waiting period appears in the PLAN HIGHLIGHTS.

**Waiting period is the number of days you must be in active employment in an eligible class before you may apply for coverage.**

If you have been continuously employed by the employer but were not in an eligible class, we will apply any prior period of work with the employer toward the waiting period.

**Active employment means you are:**

- **working for the employer at your work site for earnings the employer pays on a regular basis;**

**AND**

- **performing the material and substantial duties of your regular occupation.**

**Active employment includes normal non-work days such as vacation, weekends and holidays including summer vacation as defined by your employer.**

**Your work site must be:**

- **the employer's usual place of business;**
- **an alternative location if directed by the employer;**

**OR**

- **a location to which your occupation requires you to travel.**

**SECTION 3: ELIGIBILITY FOR COVERAGE  
(continued)**

**WHEN DOES YOUR COVERAGE BECOME EFFECTIVE?**

Your coverage will be effective on the day determined as follows:

If you apply for coverage within the first 31 days after the date you are first eligible to apply  
AND

-you are paying for some or all THEN your coverage is effective on  
of the cost of your coverage the date you apply.

OR

-you are not paying for any of THEN your coverage is effective on  
the cost of your coverage the date you are eligible.



### SECTION 3: ELIGIBILITY FOR COVERAGE (continued)

#### WHEN IS EVIDENCE OF INSURABILITY REQUIRED?

You will need to provide evidence of insurability to us with your application if you:

- apply for coverage more than 31 days after the date you are first eligible to apply;
- OR
- voluntarily terminate your coverage and want to reapply for coverage;
- OR
- apply for an amount of coverage for which we require proof of insurability.

You must apply for coverage in writing through the employer and use an application form that is satisfactory to us. Your coverage will be effective on the date we approve your application.

**Evidence of insurability means a statement of your medical history which we will use to assess if you will be approved for coverage.**

#### WHAT IF YOU ARE NOT IN ACTIVE EMPLOYMENT ON THE DATE YOUR COVERAGE WOULD BE EFFECTIVE?

If you are not in active employment as a result of your injury or a sickness then your coverage will be effective on the date you return to active employment. This applies to your initial coverage, as well as any increases or additions to coverage occurring after your initial coverage is effective.

#### WILL YOUR COVERAGE CONTINUE IF YOU ARE ON A LAYOFF OR LEAVE OF ABSENCE?

Your employer may continue your coverage if you are on a layoff or on an approved leave of absence. Your coverage may continue through the end of the month following the month in which your layoff or leave of absence begins. The cost of your coverage must be paid during the layoff or leave of absence period.

**Layoff or leave of absence means the employer has agreed in writing and in advance to a temporary absence from active employment for a specified period of time. Your normal vacation time or any period of disability is not considered a temporary layoff or leave of absence.**

### SECTION 3: ELIGIBILITY FOR COVERAGE (continued)

#### WHAT HAPPENS TO YOUR COVERAGE IF YOU ARE ON A FAMILY OR MEDICAL LEAVE OF ABSENCE?

If you are on a family or medical leave of absence, your coverage will be governed by the employer's Human Resource policy on family and medical leaves of absence.

We will continue your coverage if the following conditions are met:

- premiums for the cost of your continued coverage are paid;

AND

- your leave is approved in advance and in writing by the employer.

Your coverage will continue for up to the greater of:

- the leave period required by the Federal Family and Medical Leave Act of 1993, and any amendments;

OR

- the leave period required by applicable state law.

While you are on an approved family or medical leave of absence, we will use earnings from your regular occupation you were performing just prior to the date your leave of absence started to determine our payments to you.

If your coverage does not continue during a family or medical leave of absence, then when you return to active employment:

- you will not have to meet a new waiting period, including a waiting period for coverage of a pre-existing condition;

AND

- you will not have to give us evidence of insurability to reinstate the coverage you had in effect before your leave began.

**Family and medical leave of absence means a leave of absence for the birth, adoption or foster care of a child, or for the care of you, your child, spouse or parent who has a serious health condition as those terms are defined by the Federal Family and Medical Leave Act of 1993 and any amendments, or by applicable state law.**

### **SECTION 3: ELIGIBILITY FOR COVERAGE (continued)**

#### **WHEN DOES YOUR COVERAGE UNDER THIS PLAN END?**

Your coverage under this plan will end on the earliest of the following:

- the date the policy or plan terminates;
- the date you are no longer in an eligible class;
- the date your class is no longer eligible for coverage;
- the last day for which premium for your coverage has been paid;
- the date you cease active employment due to a labor dispute, including but not limited to strike, work slowdown, or lockout;
- the date you cease active employment with the employer, unless you are disabled or on an approved layoff or leave of absence.

We will provide coverage for a payable disability claim that occurs while you are covered under the policy or plan.

## SUMMARY OF THE LONG TERM DISABILITY BENEFIT SPECIFICS SECTION 4

What will you find in this section?

- what disability means
- when monthly payments start
- returning to work during the elimination period
- requirements of care from a doctor
- when will we not cover a disability
- what happens if the employer changes insurance plans
- our payment if you are disabled and not working
- our payment if you are disabled and working
- what are (and are not) other income amounts
- cost of living increases to any other income amounts
- payment limitations
- when monthly payments stop
- temporary recovery

What terms do we define in this section?

- disability
- material and substantial duties
- regular occupation
- reasonable employment option
- gainful occupation
- sickness
- injury
- elimination period
- regular care
- doctor
- pre-existing condition
- treatment
- prior group insurance plan
- maximum monthly payment
- gross monthly payment
- minimum monthly payment
- maximum capacity
- retirement plan
- disability benefits under a retirement plan
- retirement benefits under a retirement plan
- eligible retirement plan
- mental illness
- maximum payment duration

## SECTION 4: LONG TERM DISABILITY BENEFIT SPECIFICS

### WHAT DOES DISABILITY MEAN?

**Disabled/Disability means our determination that your sickness or injury began while you are covered under the policy and:**

- **during the elimination period and for the first 24 months of disability benefits, prevents you from performing with reasonable continuity the material and substantial duties of your regular occupation and a reasonable employment option offered to you by the employer and, as a result, the income you are able to earn is less than or equal to 80% of your pre-disability earnings.**
- **After the first 24 months of disability benefits, prevents you from performing with reasonable continuity the material and substantial duties of any gainful occupation and, as a result, the income you are able to earn is less than or equal to 80% of your pre-disability earnings.**

**Material and substantial duties are the duties that:**

- **are normally required for the performance of the occupation;**
- AND**
- **cannot be reasonably omitted or changed.**

limited reg occ  
w/ residual

## SECTION 4: LONG TERM DISABILITY BENEFIT SPECIFICS (continued)

**Regular occupation means the occupation, as it is performed nationally, that you are routinely performing when your disability begins. Your regular occupation does not mean the job you are performing for a specific employer or at a specific location.**

**Reasonable employment option means an employment position with the employer for which you are able to perform the material and substantial duties given your education, training and experience. If you have been working in a reasonable employment option for 6 months or more, the reasonable employment option will then be considered your regular occupation.**

**Gainful occupation means any occupation that your past training, education, or experience would allow you to perform or for which you can be trained.**

**Sickness means an illness or disease. It also includes an injury which occurs before you are insured. It does not include risk of sickness.**

**Injury means a bodily injury that occurs while you are insured and is the direct result of an accident and not related to any other cause. It does not include risk of injury.**

### Related Rules:

You will not be considered disabled from work in an occupation because of a reduction in your earnings resulting from a change in economic conditions or other factors that are not directly related to your sickness or injury. Examples of factors that we will not consider in determining whether you are disabled include, but are not limited to, recession, job obsolescence, job restructuring or elimination, pay cuts, and job sharing.

You will not be considered disabled from work in an occupation solely because of:

1. Your employer's work schedule that is inconsistent with the normal work schedule of your regular occupation;
2. Your relationship with your employer or other employees of the employer; or
3. The physical relationship of your employer's workplace that is inconsistent with the normal physical environment of your regular occupation.

You will not be considered disabled from work in an occupation solely because of the loss, suspension, restriction, surrender, or failure to maintain a required state or federal license to engage in the occupation.

You will not be considered disabled from work in an occupation solely because of your inability to work more than 40 hours per week in the occupation, even if you were regularly required to work more than 40 hours per week prior to becoming disabled.

Your disability must begin while you are covered under the policy.

use when disability contains  
a gainful occupation period

**SECTION 4: LONG TERM DISABILITY BENEFIT SPECIFICS  
(continued)**

**DOES YOUR DISABILITY NEED TO CONTINUE FOR A PERIOD OF TIME BEFORE OUR PAYMENTS TO YOU BEGIN?**

Your disability must continue through the elimination period before we begin making payments to you.

**Elimination period is a period of continuous days of disability. The elimination period begins on the first day of your disability.**

**WHAT HAPPENS IF YOU RETURN TO WORK DURING THE ELIMINATION PERIOD?**

We will consider your disability continuous if you have one or more periods of temporary recovery during the elimination period for a maximum of 30 days AND become disabled again due to the same sickness or injury.

Temporary recovery means any time when we do not consider you to be disabled. The days you are not disabled will not count toward the elimination period.

acc of ep = 30 days

**SECTION 4: LONG TERM DISABILITY BENEFIT SPECIFICS  
(continued)**

**DO YOU NEED TO BE UNDER THE CARE OF A DOCTOR?**

We require you to be under the regular care of a doctor for the sickness or injury causing your disability in order to be eligible to receive payments from us.

**Regular care means:**

- **you personally visit a doctor as often as is medically required to effectively manage and treat your disabling condition(s), according to generally accepted medical standards;**

**AND**

- **you are receiving appropriate treatment and care, according to generally accepted medical standards. Treatment and care for the sickness or injury causing your disability must be given by a doctor whose specialty or experience is appropriate.**

**Doctor means a person:**

- **regularly performing tasks that are within the limits of the person's medical license;**

**AND**

- **who is licensed to practice medicine and prescribe and administer drugs or to perform surgery;**
- **with a doctoral degree in Psychology (Ph.D. or Psy.D.) and whose primary practice is treating patients; OR**
- **who is a legally qualified medical practitioner according to the laws and regulations of the jurisdiction in which regular care is being given.**

We will not recognize you, your spouse, children, parents, or siblings as a doctor for a claim you submit.



## **SECTION 4: LONG TERM DISABILITY BENEFIT SPECIFICS (continued)**

### **MAY WE REQUIRE YOU TO BE EXAMINED OR INTERVIEWED BY INDIVIDUALS OTHER THAN THE DOCTOR PROVIDING REGULAR CARE?**

We may require you to be examined by doctor(s), other medical practitioner(s) or vocational expert(s) of our choice. We will pay for this examination. We can require an examination as often as it is reasonable to do so. In addition, we may require an interview with you by an authorized representative of ours.

### **WHEN WILL WE NOT COVER A DISABILITY?**

We will not cover a disability if it is due to:

- war, declared or not, or any act of war;
- intentionally self-inflicted injuries or illness, while sane or insane;
- your active participation in a riot;
- your attempt to commit or your commission of a felony under federal or state law, or your being engaged in an illegal occupation;
- your service in the armed forces, military reserves or National Guard of any country or International authority, or in a civilian unit serving with such forces;
- cosmetic or reconstructive surgery, except for complications arising from any such surgery or for surgery necessary to correct a deformity caused by accidental injury or sickness;
- an accident resulting from or caused by your operation of a motor vehicle while intoxicated according to the laws of the jurisdiction where the accident occurred; or
- an accident resulting from or caused by your being under the influence of drugs or any controlled substance, unless taken as prescribed by your doctor.

**No benefits are payable for any period of disability during which you are incarcerated in a penal or correctional facility for a period of 30 or more consecutive days or for which you are not under the regular care of a doctor.**

If your professional or occupational license or your certification is suspended, revoked or surrendered, loss of your license or certification, by itself, does not mean you are disabled.

## **SECTION 4: LONG TERM DISABILITY BENEFIT SPECIFICS (continued)**

### **WHEN WILL WE COVER A DISABILITY DUE TO A PRE-EXISTING CONDITION?**

We will cover your disability if it is caused by, contributed to by, or results from a pre-existing condition and your disability begins after you have been insured for 12 consecutive months after the effective date of your coverage. If you do not meet this time period requirement, your disability is excluded from coverage under this plan.

**Pre-existing condition is a sickness or injury for which you received treatment within the three months prior to your effective date of coverage.**

**Treatment includes:**

- **consulting with a doctor;**
- **receiving care or services from a doctor or from other medical professionals a doctor recommends you see;**
- **taking prescribed medicines;**
- **being prescribed medicines;**
- **you should have been taking prescribed medicines but chose not to;**
- **receiving diagnostic measures.**

**SECTION 4: LONG TERM DISABILITY BENEFIT SPECIFICS  
(continued)**

**WHAT IF THE EMPLOYER CHANGES INSURANCE PLANS AND YOU ARE NOT IN ACTIVE EMPLOYMENT DUE TO AN INJURY OR SICKNESS ON THE EFFECTIVE DATE OF THIS PLAN?**

**Continuity of Coverage**

We will cover you under this plan if you were insured by the prior group insurance plan, and the cost of your coverage under the prior group insurance plan was paid.

Our payments to you will be limited to the monthly amount the prior group insurance plan would have paid you had the plan stayed in effect. Our payments will be reduced by any amount the prior group insurance plan is responsible for paying.

**Prior group insurance plan means the group long term disability plan in effect with the employer just before the effective date of this plan.**

**SECTION 4: LONG TERM DISABILITY BENEFIT SPECIFICS  
(continued)**

**WHAT IF YOU WERE INSURED BY THE PRIOR GROUP INSURANCE PLAN AND BECOME DISABLED UNDER THIS PLAN DUE TO A PRE-EXISTING CONDITION?**

**Continuity of Coverage**

If you were insured by the prior group insurance plan just before you become eligible for coverage under this plan; you are in active employment; and you are insured under this plan, then you may be eligible for payments from us under this plan if your disability is due to a pre-existing condition.

In order to receive payments from us, you must meet the pre-existing condition exclusion of:

- this plan;

OR

- the prior group insurance plan had the plan stayed in effect.

We will consider the total amount of time you were continuously insured under both the prior group insurance plan and this plan to determine if you satisfy the pre-existing condition exclusion. If you cannot satisfy the pre-existing condition exclusion of either plan then we will not pay you a disability benefit.

We will determine our payments to you using the provisions of this plan, but your monthly payment will not be more than the maximum monthly payment of the prior group insurance plan. Your monthly payments will end on the earlier of the following dates:

- the end of the maximum payment duration under this plan;

OR

- the date benefits would have ended under the prior group insurance plan if the plan had stayed in effect.

**SECTION 4: LONG TERM DISABILITY BENEFIT SPECIFICS  
(continued)**

**HOW MUCH WILL OUR MONTHLY PAYMENT TO YOU BE IF YOU ARE DISABLED AND NOT WORKING OR DISABLED AND WORKING, EARNING LESS THAN 20% OF YOUR PRE-DISABILITY EARNINGS?**

Our payment will be figured by using the following Steps 1 through 4:

- Step 1: Multiply your monthly pre-disability earnings by the benefit percentage.
- Step 2: Multiply your monthly pre-disability earnings by 70%. Subtract any other income amounts except any income you earn or receive from any form of employment or income you could have earned from working to your maximum capacity.
- Step 3: Compare the results from Steps 1 and 2 with the maximum monthly payment for this plan.
- Step 4: The payment you may receive is the lesser of the amounts from Step 3.

**HOW MUCH WILL OUR MONTHLY PAYMENT TO YOU BE IF YOU ARE DISABLED AND WORKING, EARNING BETWEEN 20% AND 80% OF YOUR PRE-DISABILITY EARNINGS?**

Our payment to you for 12 months will be figured by using the following Steps 1 through 4:

- Step 1: Multiply your monthly pre-disability earnings by the benefit percentage.
- Step 2: From 100% of your monthly pre-disability earnings subtract any other income amounts including current income you earn or receive from any form of employment or income you could have earned from working to your maximum capacity.
- Step 3: Compare the results from Steps 1 and 2 with the maximum monthly payment for this plan.
- Step 4: The payment you may receive is the lesser of the amounts from Step 3.

Our payment to you after 12 months will be figured by using the following Steps 1 through 4:

- Step 1: Multiply your monthly pre-disability earnings by the benefit percentage.
- Step 2: Multiply your monthly pre-disability earnings by 70%. Subtract from this amount:
  - 100% of any other income amounts except any income you earn or receive from any form of employment, but including any income you could have earned from working to your maximum capacity; AND
  - 50% of any income you earn or receive from any form of employment. This is the payment that you may receive.
- Step 3: Compare the results from Steps 1 and 2 with the maximum monthly payment for this plan.
- Step 4: The payment you may receive is the lesser of the amounts from Step 3.

Your loss of earnings must be as a result of or due to the same sickness or injury for which you are disabled.

## **SECTION 4: LONG TERM DISABILITY BENEFIT SPECIFICS (continued)**

### **WHAT IF YOUR CURRENT INCOME FLUCTUATES?**

If your current income fluctuates, we may average amounts over a three (3) consecutive month period of time.

**IF YOU ARE DISABLED AND WORKING, EARNING MORE THAN 80% OF YOUR PRE-DISABILITY EARNINGS, NO PAYMENT WILL BE MADE.**

**Maximum monthly payment means the maximum monthly amount for which you are insured under this plan.**

**Minimum monthly payment means the minimum monthly amount for which you are insured under this plan, except where necessary to recover an overpayment.**

**Gross monthly payment means the maximum payment amount before we subtract other income amounts.**

Your pre-disability earnings, benefit percentage, and maximum monthly payment appear in the PLAN HIGHLIGHTS.

### **WHAT IF YOU ARE DISABLED FOR ONLY PART OF A MONTH?**

Your monthly payment from us is pro-rated. This means that if you are disabled for only part of a month, you will receive a payment equal to 1/30th of a full monthly payment for each day of the month you are disabled.

## SECTION 4: LONG TERM DISABILITY BENEFIT SPECIFICS (continued)

### WHAT ARE OTHER INCOME AMOUNTS?

These are amounts, other than payments you are receiving from us, that include:

1. any benefits and awards you receive or are eligible to receive under:
  - a. Workers' Compensation Law;
  - b. occupational disease law;
  - c. any other similar act or law.
  
2. any disability income benefits you receive or are eligible to receive under:
  - a. any compulsory benefit act or law;
  - b. any other group insurance plan with the employer or with an association;
  - c. any other group insurance plan with another employer which you become insured under after your disability under this plan begins;
  - d. any governmental retirement system as a result of your job with the employer.

Long term disability payments are primary under this policy, meaning our payments to you will be reduced by any short term disability payments under a policy with the employer.

3. any benefits under the United States Social Security Act, The Canada Pension Plan, The Quebec Pension Plan and includes any similar plan or act. Benefits include:
  - a. disability benefits you, your spouse, or your children receive or are eligible to receive as a result of your disability;
  - b. retirement benefits you receive, your spouse or your children receive as a result of your receipt of retirement benefits.

If your disability begins after your 70th birthday, and you were receiving Social Security retirement benefits before your disability began, then we will not reduce our payments to you by these retirement benefits.

4. any benefits you receive from the employer's sick leave or formal salary continuation plan.
  
5. any income you earn or receive from any form of employment, including any income you could have earned while disabled by working to your maximum capacity, but you do not do so. We may require you to send us proof of your income. We will adjust our payment to you based on this information. As a part of the proof of income, we can require you to send us appropriate tax and financial records we believe we need to substantiate your income.

**Maximum capacity means, based on the limiting factors of your identified sickness or injury, the greatest extent of work you are able to do in an occupation from which you must be considered disabled in order to receive disability benefits.**

Primary/Family

## SECTION 4: LONG TERM DISABILITY BENEFIT SPECIFICS (continued)

6. any benefits from the employer's retirement plan you:
  - a. receive as disability benefits;
  - b. voluntarily choose to receive as retirement benefits;
  - c. receive as retirement benefits once you reach the greater of age 62 or normal retirement age (as defined in the employer's retirement plan).

Regardless of how the retirement funds from the plan are distributed, for the purposes of figuring our payment to you, we consider employee and employer contributions to be distributed at the same time throughout your lifetime.

This plan does not reduce payments you receive from us for your contributions to the employer's retirement plan, or for amounts you rollover or transfer to an eligible retirement plan.

**Retirement plan is a defined contribution plan or defined benefit plan. These are plans that provide retirement benefits to employees and are not funded entirely by employee contributions.**

**Disability benefits under a retirement plan are benefits that are paid due to disability and which do not reduce the retirement benefit that would have been paid if the disability had not occurred.**

**Retirement benefits under a retirement plan are benefits that are paid based on the employer's contribution to the retirement plan. Disability benefits that reduce the retirement benefit under the plan will also be considered a retirement benefit.**

**Eligible retirement plan is defined in §402 of the Internal Revenue Code of 1986 and includes future amendments to §402 affecting the definition.**



**SECTION 4: LONG TERM DISABILITY BENEFIT SPECIFICS  
(continued)**

7. any benefits for loss of time or lost wages you receive from the mandatory portion of a no-fault motor vehicle insurance plan, or automobile liability insurance policy.
8. any amounts you receive under any unemployment compensation law.
9. any amounts you receive from a third party (after subtracting attorney's fees) by judgment, settlement or otherwise.

If you receive any of the other income amounts in a lump sum payment, we will pro-rate the lump sum on a monthly basis over the time period for which the sum was given. If no time period is stated, the sum will be pro-rated on a monthly basis to the end of your maximum payment duration.

Other income amounts must be payable as a result of the same disability for which you are receiving a payment from us, except for retirement benefits and any income you earn or receive from any form of employment.

**WHAT IF SUBTRACTING OTHER INCOME AMOUNTS RESULTS IN A ZERO PAYMENT TO YOU?**

We will pay you a minimum monthly payment under this plan, subject to any overpayments.

**SECTION 4: LONG TERM DISABILITY BENEFIT SPECIFICS  
(continued)**

**DO WE HAVE THE RIGHT TO ESTIMATE OTHER INCOME AMOUNTS?**

We have the right to estimate the amount of benefits you may be eligible to receive under Other Income Amounts, items 1, 2 and 3a. We can reduce our monthly payment to you by this estimated amount if you:

- have not been awarded such benefits but have not been denied such benefits;

OR

- have been denied such benefits and the denial is being appealed;

OR

- are reapplying for such benefits.

We will not reduce our payments to you by these estimated amounts if you:

- apply (or reapply) for benefits and appeal your denial through all of the administrative levels we believe are necessary;

AND

- sign our payment option form stating you promise to pay back to us any overpayment of benefits caused by an award.

If we reduce our payment to you by an estimated amount:

- then we will adjust our payments to you when you give us proof of the amount awarded;

OR

- we will give you a lump sum refund of the estimated amount if you were denied benefits and have completed all appeals (or reapplications) we believe are necessary.

## **SECTION 4: LONG TERM DISABILITY BENEFIT SPECIFICS (continued)**

### **WHAT ARE NOT OTHER INCOME AMOUNTS?**

We will not subtract from our payments to you any amounts you receive from the following:

- 401(k) plans
- profit sharing plans
- thrift plans
- tax sheltered annuities
- stock ownership plans
- credit disability insurance
- non-qualified plans of deferred compensation
- pension plans for partners
- military pension and military disability income plans
- a retirement plan from another employer
- individual retirement accounts (IRA)
- informal salary continuation plan
- benefits from individual disability plans

### **WHAT HAPPENS IF YOU RECEIVE A COST OF LIVING INCREASE TO ANY OTHER INCOME AMOUNTS?**

Other than for increases in any income you earn or receive from any form of employment, once we have subtracted an other income amount from your gross disability payment, we will not further reduce our payment to you due to a cost of living increase in any other income amount.

#### **SECTION 4: LONG TERM DISABILITY BENEFIT SPECIFICS (continued)**

##### **WHEN WILL YOU RECEIVE A LIMITED NUMBER OF PAYMENTS FROM US FOR A DISABILITY?**

If your disability is caused or contributed to by mental illness, we will pay you a monthly payment for a maximum of 24 months in your lifetime. We will not pay you a monthly payment beyond the maximum payment duration.

**Mental illness means disability caused or contributed to by psychiatric or psychological conditions, regardless of cause, and includes:**

- **schizophrenia;**
- **depression;**
- **manic depressive or bipolar illness;**
- **anxiety;**
- **personality disorders;**
- **adjustment disorders;**
- **other conditions usually treated by a mental health provider or other qualified provider using psychotherapy, psychotropic drugs or other similar methods of treatment.**

This limitation does not apply to dementia, if due to:

- stroke;
- trauma;
- viral infection;
- Alzheimer's disease;
- other such conditions not listed above which are not usually treated by a mental health provider using psychotherapy; psychotropic drugs or other similar methods of treatment.

## SECTION 4: LONG TERM DISABILITY BENEFIT SPECIFICS (continued)

### WHEN WILL OUR PAYMENTS TO YOU STOP?

We will stop payments on the earliest of the following dates:

- the date you are no longer disabled according to this plan;
- the date you reach the end of the maximum payment duration;

**Maximum payment duration means the period of time during which we will send you a monthly payment. Your maximum payment duration is based on your age when you become disabled and appears in the PLAN HIGHLIGHTS.**

- during the first 24 months of disability benefits, the date your current earnings exceed 80% of your pre-disability earnings; after the first 24 months of disability benefits, the date your current earnings exceed 80% of your pre-disability earnings. If your current earnings fluctuate, we may average your current earnings over a three (3) consecutive month period of time instead of stopping your payment on the date your current earnings reach the earnings limit;
- the date you die;
- the date you fail to provide proof of continuing disability;
- the date you refuse to participate in an approved rehabilitation program;
- the date you cease to be under the regular care of a doctor, or refuse to undergo, at our expense, an examination or testing by a doctor or vocational, rehabilitation, or health assessment testing when we require such examination or testing;
- the date you refuse to receive medical treatment, including taking prescribed medicines, that your doctor has recommended and that is generally acknowledged by doctors to cure or improve the sickness or injury for which you are claiming benefits under the policy so as to reduce its disabling effect;
- the date you refuse to make a good faith effort to adhere to necessary wellness programs that your doctor has recommended and that are generally acknowledged by doctors to cure or improve the sickness or injury for which you are claiming benefits under the policy so as to reduce its disabling effect. We will work with your treating doctor to determine the necessary wellness programs, if any, in accordance with generally accepted medical standards.

We will give you 30 days prior written notice of our intent to apply this provision to terminate benefits. During those 30 days you will have an opportunity to begin or resume reasonable efforts to adhere to the medically necessary Wellness Programs. We will not terminate benefits if there is no reasonable basis for believing that you will be able to return to productive employment in your regular occupation or another gainful occupation on a full-time or part-time basis if you adhere to the recommended wellness programs.

**Wellness programs include, but are not limited to, appropriate programs for dietary and nutritional improvement, weight management, smoking cessation, abstention from the excessive or illegal use of alcohol or narcotics, regular participation in exercise activities, stress management, pain management, behavioral therapy, coaching, and the regular taking of prescribed medications.**

limited reg occ  
disability w/o ADL

**SECTION 4: LONG TERM DISABILITY BENEFIT SPECIFICS  
(continued)**

**WHEN WILL OUR PAYMENTS TO YOU STOP? - continued**

- the date you refuse to try or attempt to work with the assistance of:
  1. modifications made to your work environment, functional job elements or work schedule; or
  2. adaptive equipment or devices,that a qualified doctor has indicated will accommodate the limiting factors of the sickness or injury for which you are claiming benefits under the policy and will enable you to perform the material and substantial duties of an occupation from which you must be considered disabled in order to receive disability benefits;
- if you are considered to reside outside the United States. You will be considered to reside outside the United States if you have been outside the United States for a total period of 6 months or more during any 12 consecutive months of disability benefits.

limited reg occ  
disability w/o ADL

**SECTION 4: LONG TERM DISABILITY BENEFIT SPECIFICS  
(continued)**

**WHAT HAPPENS IF YOU HAVE A TEMPORARY RECOVERY BUT YOU BECOME DISABLED AGAIN DUE TO THE SAME INJURY OR SICKNESS AS A PRIOR DISABILITY?**

If you return to work and are no longer disabled, and the same sickness or injury causes your disability to occur again within six months of the date the prior disability ended, we will resume our monthly payments to you if you were continuously insured under the plan for the period of your temporary recovery. You will not need to complete a new elimination period for this disability.

Your current period of disability will be subject to the same terms of the plan that applied to your prior period of disability.

If you become entitled to payments under any other group long term disability plan (including a plan with the employer that became effective after your disability began), you will not be eligible for payments under this plan.

A disability due to other causes will be treated as a new disability and will be subject to all of the provisions of this plan.

## SUMMARY OF THE CLAIM INFORMATION SECTION 5

What will you find in this section?

- notifying us of a claim
- giving us proof of claim
- filing a claim
- information needed in the proof of claim
- when payments to you begin
- who we make payments to



## **SECTION 5: CLAIM INFORMATION**

### **WHEN DO YOU NOTIFY US OF A CLAIM?**

You need to notify us in writing of your claim within 30 days prior to the end of the elimination period. If you are not able to notify us within this time, then you need to notify us as soon as reasonably possible. Notice includes a notice you give, or which is given on your behalf, to us, or to an authorized agent of ours.

### **WHEN DO YOU NEED TO GIVE US PROOF OF YOUR CLAIM?**

Early proof of claim will allow us to make a timely claim decision. You need to send to us written proof of your claim within the first 90 days after the elimination period ends. If you are unable to give us proof of your claim within this time, then you must give us proof of your claim within the next 12 months. If you do not have the legal capacity to make responsible decisions concerning yourself, then you may give us proof of your claim after this period.

You must notify us immediately when you return to work in any capacity.

### **HOW DO YOU FILE A CLAIM?**

You can get a claim form from the employer, or you may ask us for a form. If you ask us for a claim form, but you do not receive the form from us within 15 days after asking for it, then you should send written proof of your claim to us without waiting for the form.

You and the employer must fill out your claim form. Once you and the employer have completed the claim form, give the claim form to the doctor providing you regular care for your sickness or injury causing disability. The doctor must fill out the physician section of the form. Send the completed form to us within the stated time frames.

## **SECTION 5: CLAIM INFORMATION (continued)**

### **WHAT INFORMATION DO YOU NEED TO INCLUDE IN YOUR PROOF OF CLAIM?**

Your proof of claim must include:

- that you are under the regular care of a doctor;
- the date your disability began;
- the cause of your disability as determined by objective medical tests and examinations acceptable to the medical community;
- the extent of your disability, including restrictions and limitations which prevent you from performing your regular occupation;
- the name and address of all hospital(s) or institution(s) where you received treatment, including all doctors who provided regular care;
- appropriate documentation of your earnings.

We may request that you send proof of continuing disability indicating that you are under the regular care of a doctor. We must receive this proof within 30 days of the date we ask for it. In some cases, we will require you to give us authorization to obtain additional medical and non-medical information as part of your proof of claim. We may temporarily suspend our payments to you if you do not cooperate, or do not submit the appropriate information.

### **WHEN WILL YOU BEGIN TO RECEIVE PAYMENTS?**

Once we approve your claim, you will begin to receive payments after you complete the elimination period. We will send you a payment for any period for which we are liable. If the policy or a plan is canceled, the cancellation will not affect a payable claim.

### **WHO DO WE MAKE PAYMENTS TO?**

We will make all payments to you.

### **WHAT HAPPENS IF WE OVERPAY YOUR CLAIM?**

We have the right to recover overpayments due to:

- fraud;
- an error we make in processing your claim;
- your receipt of other income amounts.

If we determine that we overpaid your claim, then we require you repay us in full. We will determine the method by which you will repay us. We reserve the right to apply our future payments to you toward overpayments. We have the right to recover overpayments from your eligible survivors or estate. We will not recover more money from you than the amount we paid to you.

## **SUMMARY OF THE ADDITIONS TO YOUR LTD PLAN SECTION 6**

What will you find in this section?

Other services and additional benefits are explained in this section and may be applicable to your plan.

## SECTION 6: ADDITIONS TO YOUR LTD PLAN

### WORKPLACE MODIFICATION BENEFIT

If you are disabled and are receiving a payment from us, an additional workplace modification benefit may be payable to the employer for your benefit. We will reimburse the employer for up to 100% of reasonable costs the employer incurs through modifications to the workplace to accommodate your return to work, and to assist you in remaining at work.

- The amount we pay will not exceed a maximum of \$1,000 for any one employee;

To qualify for this reimbursement, you must have:

- a disability preventing you from performing some or all of the material and substantial duties of your regular occupation;
- the physical and mental abilities needed to perform some or all of the material and substantial duties of your regular or a gainful occupation, but only with the assistance of the proposed workplace modification;

AND

- the reasonable expectation of returning to active employment and remaining in active employment with the assistance of the proposed workplace modification.

The employer must give us a written proposal on the proposed workplace modification. This proposal must include:

- input from the employer, you and your doctor;
- the purpose of the proposed workplace modification;
- the expected completion date of the workplace modification;
- the cost of the workplace modification.

Any proposal is subject to our approval and the approval of the Employer and you prior to any reimbursement being paid. We will reimburse the costs of the workplace modification when we:

- approve the proposal in writing
- receive proof from the employer that the workplace modification is complete
- receive proof of the costs incurred by the employer for the workplace modification.

At our option, we may pay this amount directly to you, as long as we are given proof that the amount we pay will be used to assist the employer in making reasonable workplace modifications for you.

## **SECTION 6: ADDITIONS TO YOUR LTD PLAN**

### **SOCIAL SECURITY ASSISTANCE**

#### **HOW CAN WE ASSIST YOU WITH OBTAINING SOCIAL SECURITY DISABILITY BENEFITS?**

If you are receiving a payment from us, we can provide advice to you regarding your claim and assist you with your application for Social Security disability benefits or an appeal.

If you receive Social Security benefits this may enable you to receive Medicare after 24 months of disability payments, protect your retirement benefits, and your family may be eligible for Social Security benefits.

We can assist you in obtaining Social Security disability benefits by:

- helping you find appropriate legal representation or other assistance;

AND

- obtaining medical and vocational evidence;

AND

- reimbursing pre-approved case management expenses.

## SECTION 6: ADDITIONS TO YOUR LTD PLAN

### LUMP SUM SURVIVOR BENEFIT

#### WHAT BENEFITS MAY BE PAYABLE TO YOUR SURVIVOR IF YOU DIE?

If we receive proof of your death:

- after you have been disabled for at least 180 consecutive days

AND

- while you were receiving a monthly payment from us

we will pay a one-time lump sum benefit to your eligible survivor. This benefit will be equal to 3 times your last gross monthly benefit payment. We will first apply this benefit to any overpayment which may exist on your claim.

**Gross monthly benefit means the benefit amount before any reductions for other income benefits and earnings.**

#### WHO ARE YOUR ELIGIBLE SURVIVORS?

Your spouse, if living, otherwise your children who are under age 26. If you do not have any eligible survivors, payment will be made to your estate. If there is no estate, then no payment will be made.

Payments becoming due to your children will be made to:

- the children

OR

- a person we name to receive payments on behalf of your children.

This payment will be valid and effective against all claims by others representing or claiming to represent your children.

## SECTION 6: ADDITIONS TO YOUR LTD PLAN

### DEPENDENT CARE BENEFIT

If you are Disabled and:

1. Are receiving an LTD benefit under the policy;
2. Are participating in a rehabilitation plan approved by us;
3. Have a dependent who requires dependent care; and
4. Dependent care for your dependent is provided by someone other than a relative;

then you may be eligible to receive a monthly Dependent Care Benefit.

The amount of the Dependent Care Benefit will be actual Dependent Care Expenses incurred each month, subject to a maximum of \$300.

Dependent Care Benefits are payable in addition to your LTD Benefit.

Dependent Care Benefits will stop at the earliest of:

1. The date your LTD benefit terminates;
2. The date you no longer have an eligible dependent;
3. The date you are no longer participating in a rehabilitation plan approved by us;
4. The date you are no longer incurring dependent care expenses for your dependent; or
5. The date on which you have received Dependent Care Benefit payments for 12 months.


**Dependent means a family member who is financially dependent on you and physically or mentally incapable of caring for him or herself. A child under 13 is presumed to be physically or mentally incapable of caring for him or herself.**

**Family member means your child, parent, grandparent, grandchild, sister, or brother related to you by blood, adoption, or marriage.**

**Relative means a spouse, sibling, parent, step-parent, grandparent, aunt, uncle, niece, nephew, son, daughter, or grandchild.**

**Dependent care means active, hands-on help and assistance that is required from another person to perform functions which are essential to your dependent's safety and well-being.**

**Dependent care expenses means the expenses you pay for your dependents for dependent care.**



## Employee Benefits

---

## Insurance Certificate

---

LONG TERM DISABILITY INCOME INSURANCE

CLASS 2





**Symetra Life Insurance Company**  
**777 108th Avenue NE, Suite 1200**  
**Bellevue, Washington 98004-5135**

**Symetra Life Insurance Company is known as Symetra in this certificate.**

**"You" and "your" refer to the insured employee in this certificate.**

**This certificate summarizes the major parts of the policy under which you are insured. Your insurance is subject to all the terms of the policy. This certificate replaces all others previously issued.**

**Signed for Symetra at its Home Office as of the policy effective date.**

**Michael Fry,**  
**Executive Vice President**

**Thomas M. Marra,**  
**President**

**READ THIS CERTIFICATE CAREFULLY**

## GROUP LONG TERM DISABILITY INSURANCE

### CERTIFICATE OF COVERAGE

Policyholder: Gaylord Community Schools

Policy Number: 01 016970 00

Policy Effective Date: January 1, 2016

Policy Insured By: Symetra Life Insurance Company, referred to as “the Company”, “we”, “us”, and “our”.

This is your certificate of coverage as long as you are eligible for coverage and you become insured. You will want to read it carefully and keep it in a safe place.

Your certificate of coverage is written in plain English. There are a few terms and provisions written as required by insurance law. If you have any questions about any of the terms and provisions, please consult our claims paying office. We will assist you in understanding your benefits.

If the terms and provisions of the certificate of coverage (issued to you) differ from the policy (issued to the Policyholder), the policy will govern. Your coverage may be canceled or changed in whole or in part under the terms and provisions of the policy.

The policy is delivered in and is governed by the laws of Michigan and to the extent applicable by the Employee Retirement Income Security Act of 1974 (ERISA) and any amendments.

For purposes of effective dates and ending dates under the group policy, all days begin at 12:00 midnight and end at 12:01 a.m. at the policyholder's address.

## TABLE OF CONTENTS

Your certificate is divided into the following sections:

SECTION 1 - HIGHLIGHTS OF YOUR PLAN

SECTION 2 - GENERAL INFORMATION

SECTION 3 - ELIGIBILITY FOR COVERAGE

SECTION 4 - BENEFIT SPECIFICS

- disability defined
- details on calculating benefit payments
- exclusions and limitations that may apply

SECTION 5 - CLAIM INFORMATION

SECTION 6 - ADDITIONS TO YOUR LTD PLAN

For your ease in finding information in your certificate, we:

- Start each section with a summary of the contents and the terms we define in the section.
- Shade all of the defined terms within a section.

## SECTION 1: HIGHLIGHTS OF YOUR LTD PLAN

This is a brief overview of your plan of benefits. We refer to these terms often throughout this certificate. Whenever we use these terms in the certificate, they have the following meaning, unless we advise you otherwise.

Eligible Class 2 = All full-time Gaylord School cafeteria employees and all full-time employees who are members of the Gaylord Educational Support Personnel Association (GBPA), the Michigan Education Association (MEA) and the National Education Association (NEA).

You must be working at least 15 hours per week.

Benefit Percentage = 60%

Maximum Payment Amount = \$5,000\*

\* We may reduce the amount we pay to you by other income amounts and any income you earn or receive from any form of employment. Some disabilities may not be covered under this plan.

Minimum Payment Amount = The greater of: \$100 or 10% of your gross disability payment you receive from us.

We may apply all payments to you toward overpayments.

Elimination Period = The later of: 30 days after the date disability begins or the date accumulated sick leave ends.

Pre-disability earnings means your gross monthly rate of earnings from the employer in effect just prior to the date disability begins. It does not include commissions, bonuses, overtime pay or other extra compensation.

If your disability begins while you are on a covered layoff or leave of absence, we will use your pre-disability earnings from the employer in effect just before the date your absence begins.

Our payments to you will be based on the amount of your pre-disability earnings covered by this plan and for which premium has been paid.

**SECTION 1: HIGHLIGHTS OF YOUR LTD PLAN  
(continued)**

Maximum Payment Duration

Social Security Normal Retirement Age

<u>Age When Disability Begins</u>	<u>Maximum Payment Duration</u>
Less than age 62	To Social Security Normal Retirement Age (SSNRA)
62	60 months
63	48 months
64	42 months
65	36 months
66	30 months
67	24 months
68	18 months
69 and over	12 months

**Social Security Normal Retirement Age (SSNRA) means the age at which you are eligible for Social Security full retirement benefits.**

Waiting Period:

If you are in an eligible class on or before the plan effective date: None.

If you are entering an eligible class after the plan effective date: None.

If your employment ends and you are rehired by the same employer within 1 year, we will apply your previous employment in an eligible class toward completing the waiting period. All other provisions of this plan apply.

Cost of Coverage:

The employer pays the cost of your coverage.

Waiver of Premium: The cost of your coverage will be suspended for any period of time during which you are disabled under this plan and eligible to receive a monthly payment from us. If you return to active employment with the employer, and want your coverage to continue, the cost of your coverage must begin to be paid again.

Noninsurance benefits:

From time to time we may offer or provide to you noninsurance benefits and services. In addition, we may arrange for third party service providers to give access to you to discounted goods and services. While we have arranged for this access, the third party service providers are liable to you for the provision of such goods and/or services. We are not responsible for the provision of such goods and/or services nor are we liable for the failure of the provision of the same. Further, Symetra is not liable to you for the negligent provision of such goods and/or services by third party service providers.

## SUMMARY OF THE GENERAL INFORMATION SECTION 2

What will you find in this section?

- information we have access to
- how we use statements made in applying for coverage
- insurance fraud
- time limits for legal proceedings

What terms do we define in this section?

- you
- we
- us
- our
- employee
- employer
- insured
- plan

## SECTION 2: GENERAL INFORMATION

### WHAT IS THE CERTIFICATE OF COVERAGE?

This certificate of coverage is a written statement prepared by us and may include attachments. It tells you:

- the coverage to which you may be entitled
- to whom we make payments

AND

- the limitations, exclusions and requirements applying to a plan.

**You means an employee who is eligible for the coverage of this plan.**

**We, us and our means the Insurance Company named on the first page of your Certificate of Coverage.**

**Employee means a person who is a citizen or permanent resident of the United States in active employment with the employer unless we advise you otherwise. This plan excludes temporary and seasonal workers from coverage.**

**Employer means individual, company or corporation where you are in active employment, and includes any division, subsidiary or affiliated company named in the policy.**

**Insured means a person covered under this plan.**

**Plan means a line of coverage under the policy.**

## **SECTION 2: GENERAL INFORMATION (continued)**

### **TO WHAT INFORMATION DO WE HAVE ACCESS?**

The employer will give us information about you including:

- if you are eligible for coverage
- if your amount of coverage changes, including salary change information
- if your coverage terminates
- other information we may reasonably require.

The employer's records that we believe have a bearing on coverage under this plan are open for our inspection at any reasonable time.

Clerical error or omission will not:

- prevent you from receiving coverage
- affect the amount of your coverage

OR

- effect or continue your coverage if it should not be in effect or continue in effect.

### **HOW CAN WE USE STATEMENTS YOU OR THE EMPLOYER MADE IN APPLYING FOR COVERAGE?**

We consider any statements you or the employer made in a signed application for coverage a representation and not a warranty. If any of the statements you or the employer made are not complete and/or not true at the time they were made, we can:

- reduce or deny any claim

OR

- cancel your coverage back to the date your coverage became effective.

We will use only statements made in a signed application as a basis for doing this. You will receive a copy of the signed application.



## **SECTION 2: GENERAL INFORMATION (continued)**

### **HOW WILL WE HANDLE INSURANCE FRAUD?**

We promise to focus on all means necessary to support fraud detection, investigation, and prosecution. It is a crime if you or the employer knowingly, and with intent to injure, defraud or deceive us, file a claim containing any false, incomplete or misleading information. These actions, as well as submission of false information, will result in denial of your claim, and are subject to prosecution and punishment to the full extent under state and/or federal law. We will pursue all appropriate legal remedies in the event of insurance fraud.

### **WHAT IF FACTS ABOUT YOU ARE NOT ACCURATE?**

If relevant facts about you were not accurate, then we will use accurate information to decide if your coverage should be in effect and what your amount of coverage should be. If the cost of your coverage is affected, we will make a fair adjustment in the cost.

### **DOES THE EMPLOYER ACT AS YOUR AGENT?**

For all purposes of the policy, the employer acts on its own behalf or as your agent. The employer is not our agent.

### **WHAT ARE THE TIME LIMITS FOR LEGAL PROCEEDINGS?**

You can start legal action regarding your claim 60 days after the date you sent us proof of claim. You have up to three years after the date you sent us proof of claim to start legal action, unless otherwise provided by law.

### **DOES THIS PLAN REPLACE OR AFFECT ANY REQUIREMENT FOR WORKERS' COMPENSATION OR STATE DISABILITY INSURANCE?**

The plan does not replace or affect requirements for coverage by Workers' Compensation Insurance or state disability insurance.

## SUMMARY OF THE ELIGIBILITY FOR COVERAGE SECTION 3

What will you find in this section?

- eligibility for coverage
- waiting period
- when coverage becomes effective
- evidence of insurability requirements
- what happens to coverage during a layoff, leave of absence or a family or medical leave of absence
- when coverage under this plan ends

What terms do we define in this section?

- waiting period
- active employment
- work site
- evidence of insurability
- layoff
- leave of absence
- family or medical leave of absence

## SECTION 3: ELIGIBILITY FOR COVERAGE

### WHEN ARE YOU ELIGIBLE FOR COVERAGE?

If you are in an eligible class you may apply for coverage under this plan on the later of:

- the date the plan is effective;

OR

- the date you complete the waiting period.

### WHAT IS YOUR WAITING PERIOD?

Your waiting period appears in the PLAN HIGHLIGHTS.

**Waiting period is the number of days you must be in active employment in an eligible class before you may apply for coverage.**

If you have been continuously employed by the employer but were not in an eligible class, we will apply any prior period of work with the employer toward the waiting period.

**Active employment means you are:**

- **working for the employer at your work site for earnings the employer pays on a regular basis;**

**AND**

- **performing the material and substantial duties of your regular occupation.**

**Active employment includes normal non-work days such as vacation, weekends and holidays including summer vacation as defined by your employer.**

**Your work site must be:**

- **the employer's usual place of business;**
- **an alternative location if directed by the employer;**

**OR**

- **a location to which your occupation requires you to travel.**

**SECTION 3: ELIGIBILITY FOR COVERAGE  
(continued)**

**WHEN DOES YOUR COVERAGE BECOME EFFECTIVE?**

Your coverage will be effective on the day determined as follows:

If you apply for coverage within the first 31 days after the date you are first eligible to apply  
AND

-you are paying for some or all of the cost of your coverage	THEN	your coverage is effective on the date you apply.
---	------	--

OR

-you are not paying for any of the cost of your coverage	THEN	your coverage is effective on the date you are eligible.
---	------	---

### SECTION 3: ELIGIBILITY FOR COVERAGE (continued)

#### WHEN IS EVIDENCE OF INSURABILITY REQUIRED?

You will need to provide evidence of insurability to us with your application if you:

- apply for coverage more than 31 days after the date you are first eligible to apply;
- OR
- voluntarily terminate your coverage and want to reapply for coverage;
- OR
- apply for an amount of coverage for which we require proof of insurability.

You must apply for coverage in writing through the employer and use an application form that is satisfactory to us. Your coverage will be effective on the date we approve your application.

**Evidence of insurability means a statement of your medical history which we will use to assess if you will be approved for coverage.**

#### WHAT IF YOU ARE NOT IN ACTIVE EMPLOYMENT ON THE DATE YOUR COVERAGE WOULD BE EFFECTIVE?

If you are not in active employment as a result of your injury or a sickness then your coverage will be effective on the date you return to active employment. This applies to your initial coverage, as well as any increases or additions to coverage occurring after your initial coverage is effective.

#### WILL YOUR COVERAGE CONTINUE IF YOU ARE ON A LAYOFF OR LEAVE OF ABSENCE?

Your employer may continue your coverage if you are on a layoff or on an approved leave of absence. Your coverage may continue through the end of the month following the month in which your layoff or leave of absence begins. The cost of your coverage must be paid during the layoff or leave of absence period.

**Layoff or leave of absence means the employer has agreed in writing and in advance to a temporary absence from active employment for a specified period of time. Your normal vacation time or any period of disability is not considered a temporary layoff or leave of absence.**

### SECTION 3: ELIGIBILITY FOR COVERAGE (continued)

#### WHAT HAPPENS TO YOUR COVERAGE IF YOU ARE ON A FAMILY OR MEDICAL LEAVE OF ABSENCE?

If you are on a family or medical leave of absence, your coverage will be governed by the employer's Human Resource policy on family and medical leaves of absence.

We will continue your coverage if the following conditions are met:

- premiums for the cost of your continued coverage are paid;

AND

- your leave is approved in advance and in writing by the employer.

Your coverage will continue for up to the greater of:

- the leave period required by the Federal Family and Medical Leave Act of 1993, and any amendments;

OR

- the leave period required by applicable state law.

While you are on an approved family or medical leave of absence, we will use earnings from your regular occupation you were performing just prior to the date your leave of absence started to determine our payments to you.

If your coverage does not continue during a family or medical leave of absence, then when you return to active employment:

- you will not have to meet a new waiting period, including a waiting period for coverage of a pre-existing condition;

AND

- you will not have to give us evidence of insurability to reinstate the coverage you had in effect before your leave began.

**Family and medical leave of absence means a leave of absence for the birth, adoption or foster care of a child, or for the care of you, your child, spouse or parent who has a serious health condition as those terms are defined by the Federal Family and Medical Leave Act of 1993 and any amendments, or by applicable state law.**

### **SECTION 3: ELIGIBILITY FOR COVERAGE (continued)**

#### **WHEN DOES YOUR COVERAGE UNDER THIS PLAN END?**

Your coverage under this plan will end on the earliest of the following:

- the date the policy or plan terminates;
- the date you are no longer in an eligible class;
- the date your class is no longer eligible for coverage;
- the last day for which premium for your coverage has been paid;
- the date you cease active employment due to a labor dispute, including but not limited to strike, work slowdown, or lockout;
- the date you cease active employment with the employer, unless you are disabled or on an approved layoff or leave of absence.

We will provide coverage for a payable disability claim that occurs while you are covered under the policy or plan.

## SUMMARY OF THE LONG TERM DISABILITY BENEFIT SPECIFICS SECTION 4

What will you find in this section?

- what disability means
- when monthly payments start
- returning to work during the elimination period
- requirements of care from a doctor
- when will we not cover a disability
- what happens if the employer changes insurance plans
- our payment if you are disabled and not working
- our payment if you are disabled and working
- what are (and are not) other income amounts
- cost of living increases to any other income amounts
- payment limitations
- when monthly payments stop
- temporary recovery

What terms do we define in this section?

- disability
- material and substantial duties
- regular occupation
- reasonable employment option
- gainful occupation
- sickness
- injury
- elimination period
- regular care
- doctor
- pre-existing condition
- treatment
- prior group insurance plan
- maximum monthly payment
- gross monthly payment
- minimum monthly payment
- maximum capacity
- retirement plan
- disability benefits under a retirement plan
- retirement benefits under a retirement plan
- eligible retirement plan
- mental illness
- maximum payment duration



## SECTION 4: LONG TERM DISABILITY BENEFIT SPECIFICS

### WHAT DOES DISABILITY MEAN?

**Disabled/Disability means our determination that your sickness or injury began while you are covered under the policy and:**

- **during the elimination period and for the first 24 months of disability benefits, prevents you from performing with reasonable continuity the material and substantial duties of your regular occupation and a reasonable employment option offered to you by the employer and, as a result, the income you are able to earn is less than or equal to 80% of your pre-disability earnings.**
- **After the first 24 months of disability benefits, prevents you from performing with reasonable continuity the material and substantial duties of any gainful occupation and, as a result, the income you are able to earn is less than or equal to 80% of your pre-disability earnings.**

**Material and substantial duties are the duties that:**

- **are normally required for the performance of the occupation;**
- AND**
- **cannot be reasonably omitted or changed.**

limited reg occ  
w/ residual

## SECTION 4: LONG TERM DISABILITY BENEFIT SPECIFICS (continued)

**Regular occupation means the occupation, as it is performed nationally, that you are routinely performing when your disability begins. Your regular occupation does not mean the job you are performing for a specific employer or at a specific location.**

**Reasonable employment option means an employment position with the employer for which you are able to perform the material and substantial duties given your education, training and experience. If you have been working in a reasonable employment option for 6 months or more, the reasonable employment option will then be considered your regular occupation.**

**Gainful occupation means any occupation that your past training, education, or experience would allow you to perform or for which you can be trained.**

**Sickness means an illness or disease. It also includes an injury which occurs before you are insured. It does not include risk of sickness.**

**Injury means a bodily injury that occurs while you are insured and is the direct result of an accident and not related to any other cause. It does not include risk of injury.**

### Related Rules:

You will not be considered disabled from work in an occupation because of a reduction in your earnings resulting from a change in economic conditions or other factors that are not directly related to your sickness or injury. Examples of factors that we will not consider in determining whether you are disabled include, but are not limited to, recession, job obsolescence, job restructuring or elimination, pay cuts, and job sharing.

You will not be considered disabled from work in an occupation solely because of:

1. Your employer's work schedule that is inconsistent with the normal work schedule of your regular occupation;
2. Your relationship with your employer or other employees of the employer; or
3. The physical relationship of your employer's workplace that is inconsistent with the normal physical environment of your regular occupation.

You will not be considered disabled from work in an occupation solely because of the loss, suspension, restriction, surrender, or failure to maintain a required state or federal license to engage in the occupation.

You will not be considered disabled from work in an occupation solely because of your inability to work more than 40 hours per week in the occupation, even if you were regularly required to work more than 40 hours per week prior to becoming disabled.

Your disability must begin while you are covered under the policy.

use when disability contains  
a gainful occupation period

**SECTION 4: LONG TERM DISABILITY BENEFIT SPECIFICS  
(continued)**

**DOES YOUR DISABILITY NEED TO CONTINUE FOR A PERIOD OF TIME BEFORE OUR PAYMENTS TO YOU BEGIN?**

Your disability must continue through the elimination period before we begin making payments to you.

**Elimination period is a period of continuous days of disability. The elimination period begins on the first day of your disability.**

**WHAT HAPPENS IF YOU RETURN TO WORK DURING THE ELIMINATION PERIOD?**

We will consider your disability continuous if you have one or more periods of temporary recovery during the elimination period for a maximum of 30 days AND become disabled again due to the same sickness or injury.

Temporary recovery means any time when we do not consider you to be disabled. The days you are not disabled will not count toward the elimination period.

acc of ep = 30 days

**SECTION 4: LONG TERM DISABILITY BENEFIT SPECIFICS  
(continued)**

**DO YOU NEED TO BE UNDER THE CARE OF A DOCTOR?**

We require you to be under the regular care of a doctor for the sickness or injury causing your disability in order to be eligible to receive payments from us.

**Regular care means:**

- **you personally visit a doctor as often as is medically required to effectively manage and treat your disabling condition(s), according to generally accepted medical standards;**

**AND**

- **you are receiving appropriate treatment and care, according to generally accepted medical standards. Treatment and care for the sickness or injury causing your disability must be given by a doctor whose specialty or experience is appropriate.**

**Doctor means a person:**

- **regularly performing tasks that are within the limits of the person's medical license;**

**AND**

- **who is licensed to practice medicine and prescribe and administer drugs or to perform surgery;**
- **with a doctoral degree in Psychology (Ph.D. or Psy.D.) and whose primary practice is treating patients; OR**
- **who is a legally qualified medical practitioner according to the laws and regulations of the jurisdiction in which regular care is being given.**

We will not recognize you, your spouse, children, parents, or siblings as a doctor for a claim you submit.

## **SECTION 4: LONG TERM DISABILITY BENEFIT SPECIFICS (continued)**

### **MAY WE REQUIRE YOU TO BE EXAMINED OR INTERVIEWED BY INDIVIDUALS OTHER THAN THE DOCTOR PROVIDING REGULAR CARE?**

We may require you to be examined by doctor(s), other medical practitioner(s) or vocational expert(s) of our choice. We will pay for this examination. We can require an examination as often as it is reasonable to do so. In addition, we may require an interview with you by an authorized representative of ours.

### **WHEN WILL WE NOT COVER A DISABILITY?**

We will not cover a disability if it is due to:

- war, declared or not, or any act of war;
- intentionally self-inflicted injuries or illness, while sane or insane;
- your active participation in a riot;
- your attempt to commit or your commission of a felony under federal or state law, or your being engaged in an illegal occupation;
- your service in the armed forces, military reserves or National Guard of any country or International authority, or in a civilian unit serving with such forces;
- cosmetic or reconstructive surgery, except for complications arising from any such surgery or for surgery necessary to correct a deformity caused by accidental injury or sickness;
- an accident resulting from or caused by your operation of a motor vehicle while intoxicated according to the laws of the jurisdiction where the accident occurred; or
- an accident resulting from or caused by your being under the influence of drugs or any controlled substance, unless taken as prescribed by your doctor.

**No benefits are payable for any period of disability during which you are incarcerated in a penal or correctional facility for a period of 30 or more consecutive days or for which you are not under the regular care of a doctor.**

If your professional or occupational license or your certification is suspended, revoked or surrendered, loss of your license or certification, by itself, does not mean you are disabled.

## **SECTION 4: LONG TERM DISABILITY BENEFIT SPECIFICS (continued)**

### **WHEN WILL WE COVER A DISABILITY DUE TO A PRE-EXISTING CONDITION?**

We will cover your disability if it is caused by, contributed to by, or results from a pre-existing condition and your disability begins after you have been insured for 12 consecutive months after the effective date of your coverage. If you do not meet this time period requirement, your disability is excluded from coverage under this plan.

**Pre-existing condition is a sickness or injury for which you received treatment within the three months prior to your effective date of coverage.**

**Treatment includes:**

- consulting with a doctor;
- receiving care or services from a doctor or from other medical professionals a doctor recommends you see;
- taking prescribed medicines;
- being prescribed medicines;
- you should have been taking prescribed medicines but chose not to;
- receiving diagnostic measures.

**SECTION 4: LONG TERM DISABILITY BENEFIT SPECIFICS  
(continued)**

**WHAT IF THE EMPLOYER CHANGES INSURANCE PLANS AND YOU ARE NOT IN ACTIVE EMPLOYMENT DUE TO AN INJURY OR SICKNESS ON THE EFFECTIVE DATE OF THIS PLAN?**

**Continuity of Coverage**

We will cover you under this plan if you were insured by the prior group insurance plan, and the cost of your coverage under the prior group insurance plan was paid.

Our payments to you will be limited to the monthly amount the prior group insurance plan would have paid you had the plan stayed in effect. Our payments will be reduced by any amount the prior group insurance plan is responsible for paying.

**Prior group insurance plan means the group long term disability plan in effect with the employer just before the effective date of this plan.**

**SECTION 4: LONG TERM DISABILITY BENEFIT SPECIFICS  
(continued)**

**WHAT IF YOU WERE INSURED BY THE PRIOR GROUP INSURANCE PLAN AND BECOME DISABLED UNDER THIS PLAN DUE TO A PRE-EXISTING CONDITION?**

**Continuity of Coverage**

If you were insured by the prior group insurance plan just before you become eligible for coverage under this plan; you are in active employment; and you are insured under this plan, then you may be eligible for payments from us under this plan if your disability is due to a pre-existing condition.

In order to receive payments from us, you must meet the pre-existing condition exclusion of:

- this plan;

OR

- the prior group insurance plan had the plan stayed in effect.

We will consider the total amount of time you were continuously insured under both the prior group insurance plan and this plan to determine if you satisfy the pre-existing condition exclusion. If you cannot satisfy the pre-existing condition exclusion of either plan then we will not pay you a disability benefit.

We will determine our payments to you using the provisions of this plan, but your monthly payment will not be more than the maximum monthly payment of the prior group insurance plan. Your monthly payments will end on the earlier of the following dates:

- the end of the maximum payment duration under this plan;

OR

- the date benefits would have ended under the prior group insurance plan if the plan had stayed in effect.



**SECTION 4: LONG TERM DISABILITY BENEFIT SPECIFICS  
(continued)**

**HOW MUCH WILL OUR MONTHLY PAYMENT TO YOU BE IF YOU ARE DISABLED AND NOT WORKING OR DISABLED AND WORKING, EARNING LESS THAN 20% OF YOUR PRE-DISABILITY EARNINGS?**

Our payment will be figured by using the following Steps 1 through 4:

- Step 1: Multiply your monthly pre-disability earnings by the benefit percentage.
- Step 2: Multiply your monthly pre-disability earnings by 70%. Subtract any other income amounts except any income you earn or receive from any form of employment or income you could have earned from working to your maximum capacity.
- Step 3: Compare the results from Steps 1 and 2 with the maximum monthly payment for this plan.
- Step 4: The payment you may receive is the lesser of the amounts from Step 3.

**HOW MUCH WILL OUR MONTHLY PAYMENT TO YOU BE IF YOU ARE DISABLED AND WORKING, EARNING BETWEEN 20% AND 80% OF YOUR PRE-DISABILITY EARNINGS?**

Our payment to you for 12 months will be figured by using the following Steps 1 through 4:

- Step 1: Multiply your monthly pre-disability earnings by the benefit percentage.
- Step 2: From 100% of your monthly pre-disability earnings subtract any other income amounts including current income you earn or receive from any form of employment or income you could have earned from working to your maximum capacity.
- Step 3: Compare the results from Steps 1 and 2 with the maximum monthly payment for this plan.
- Step 4: The payment you may receive is the lesser of the amounts from Step 3.

Our payment to you after 12 months will be figured by using the following Steps 1 through 4:

- Step 1: Multiply your monthly pre-disability earnings by the benefit percentage.
- Step 2: Multiply your monthly pre-disability earnings by 70%. Subtract from this amount:
  - 100% of any other income amounts except any income you earn or receive from any form of employment, but including any income you could have earned from working to your maximum capacity; AND
  - 50% of any income you earn or receive from any form of employment. This is the payment that you may receive.
- Step 3: Compare the results from Steps 1 and 2 with the maximum monthly payment for this plan.
- Step 4: The payment you may receive is the lesser of the amounts from Step 3.

Your loss of earnings must be as a result of or due to the same sickness or injury for which you are disabled.

## **SECTION 4: LONG TERM DISABILITY BENEFIT SPECIFICS (continued)**

### **WHAT IF YOUR CURRENT INCOME FLUCTUATES?**

If your current income fluctuates, we may average amounts over a three (3) consecutive month period of time.

**IF YOU ARE DISABLED AND WORKING, EARNING MORE THAN 80% OF YOUR PRE-DISABILITY EARNINGS, NO PAYMENT WILL BE MADE.**

**Maximum monthly payment means the maximum monthly amount for which you are insured under this plan.**

**Minimum monthly payment means the minimum monthly amount for which you are insured under this plan, except where necessary to recover an overpayment.**

**Gross monthly payment means the maximum payment amount before we subtract other income amounts.**

Your pre-disability earnings, benefit percentage, and maximum monthly payment appear in the PLAN HIGHLIGHTS.

### **WHAT IF YOU ARE DISABLED FOR ONLY PART OF A MONTH?**

Your monthly payment from us is pro-rated. This means that if you are disabled for only part of a month, you will receive a payment equal to 1/30th of a full monthly payment for each day of the month you are disabled.

## SECTION 4: LONG TERM DISABILITY BENEFIT SPECIFICS (continued)

### WHAT ARE OTHER INCOME AMOUNTS?

These are amounts, other than payments you are receiving from us, that include:

1. any benefits and awards you receive or are eligible to receive under:
  - a. Workers' Compensation Law;
  - b. occupational disease law;
  - c. any other similar act or law.
  
2. any disability income benefits you receive or are eligible to receive under:
  - a. any compulsory benefit act or law;
  - b. any other group insurance plan with the employer or with an association;
  - c. any other group insurance plan with another employer which you become insured under after your disability under this plan begins;
  - d. any governmental retirement system as a result of your job with the employer.

Long term disability payments are primary under this policy, meaning our payments to you will be reduced by any short term disability payments under a policy with the employer.

3. any benefits under the United States Social Security Act, The Canada Pension Plan, The Quebec Pension Plan and includes any similar plan or act. Benefits include:
  - a. disability benefits you, your spouse, or your children receive or are eligible to receive as a result of your disability;
  - b. retirement benefits you receive, your spouse or your children receive as a result of your receipt of retirement benefits.

If your disability begins after your 70th birthday, and you were receiving Social Security retirement benefits before your disability began, then we will not reduce our payments to you by these retirement benefits.

4. any benefits you receive from the employer's sick leave or formal salary continuation plan.
  
5. any income you earn or receive from any form of employment, including any income you could have earned while disabled by working to your maximum capacity, but you do not do so. We may require you to send us proof of your income. We will adjust our payment to you based on this information. As a part of the proof of income, we can require you to send us appropriate tax and financial records we believe we need to substantiate your income.

**Maximum capacity means, based on the limiting factors of your identified sickness or injury, the greatest extent of work you are able to do in an occupation from which you must be considered disabled in order to receive disability benefits.**

Primary/Family

## **SECTION 4: LONG TERM DISABILITY BENEFIT SPECIFICS (continued)**

6. any benefits from the employer's retirement plan you:
  - a. receive as disability benefits;
  - b. voluntarily choose to receive as retirement benefits;
  - c. receive as retirement benefits once you reach the greater of age 62 or normal retirement age (as defined in the employer's retirement plan).

Regardless of how the retirement funds from the plan are distributed, for the purposes of figuring our payment to you, we consider employee and employer contributions to be distributed at the same time throughout your lifetime.

This plan does not reduce payments you receive from us for your contributions to the employer's retirement plan, or for amounts you rollover or transfer to an eligible retirement plan.

**Retirement plan is a defined contribution plan or defined benefit plan. These are plans that provide retirement benefits to employees and are not funded entirely by employee contributions.**

**Disability benefits under a retirement plan are benefits that are paid due to disability and which do not reduce the retirement benefit that would have been paid if the disability had not occurred.**

**Retirement benefits under a retirement plan are benefits that are paid based on the employer's contribution to the retirement plan. Disability benefits that reduce the retirement benefit under the plan will also be considered a retirement benefit.**

**Eligible retirement plan is defined in §402 of the Internal Revenue Code of 1986 and includes future amendments to §402 affecting the definition.**

**SECTION 4: LONG TERM DISABILITY BENEFIT SPECIFICS  
(continued)**

7. any benefits for loss of time or lost wages you receive from the mandatory portion of a no-fault motor vehicle insurance plan, or automobile liability insurance policy.
8. any amounts you receive under any unemployment compensation law.
9. any amounts you receive from a third party (after subtracting attorney's fees) by judgment, settlement or otherwise.

If you receive any of the other income amounts in a lump sum payment, we will pro-rate the lump sum on a monthly basis over the time period for which the sum was given. If no time period is stated, the sum will be pro-rated on a monthly basis to the end of your maximum payment duration.

Other income amounts must be payable as a result of the same disability for which you are receiving a payment from us, except for retirement benefits and any income you earn or receive from any form of employment.

**WHAT IF SUBTRACTING OTHER INCOME AMOUNTS RESULTS IN A ZERO PAYMENT TO YOU?**

We will pay you a minimum monthly payment under this plan, subject to any overpayments.

**SECTION 4: LONG TERM DISABILITY BENEFIT SPECIFICS  
(continued)**

**DO WE HAVE THE RIGHT TO ESTIMATE OTHER INCOME AMOUNTS?**

We have the right to estimate the amount of benefits you may be eligible to receive under Other Income Amounts, items 1, 2 and 3a. We can reduce our monthly payment to you by this estimated amount if you:

- have not been awarded such benefits but have not been denied such benefits;

OR

- have been denied such benefits and the denial is being appealed;

OR

- are reapplying for such benefits.

We will not reduce our payments to you by these estimated amounts if you:

- apply (or reapply) for benefits and appeal your denial through all of the administrative levels we believe are necessary;

AND

- sign our payment option form stating you promise to pay back to us any overpayment of benefits caused by an award.

If we reduce our payment to you by an estimated amount:

- then we will adjust our payments to you when you give us proof of the amount awarded;

OR

- we will give you a lump sum refund of the estimated amount if you were denied benefits and have completed all appeals (or reapplications) we believe are necessary.

## **SECTION 4: LONG TERM DISABILITY BENEFIT SPECIFICS (continued)**

### **WHAT ARE NOT OTHER INCOME AMOUNTS?**

We will not subtract from our payments to you any amounts you receive from the following:

- 401(k) plans
- profit sharing plans
- thrift plans
- tax sheltered annuities
- stock ownership plans
- credit disability insurance
- non-qualified plans of deferred compensation
- pension plans for partners
- military pension and military disability income plans
- a retirement plan from another employer
- individual retirement accounts (IRA)
- informal salary continuation plan
- benefits from individual disability plans

### **WHAT HAPPENS IF YOU RECEIVE A COST OF LIVING INCREASE TO ANY OTHER INCOME AMOUNTS?**

Other than for increases in any income you earn or receive from any form of employment, once we have subtracted an other income amount from your gross disability payment, we will not further reduce our payment to you due to a cost of living increase in any other income amount.

## SECTION 4: LONG TERM DISABILITY BENEFIT SPECIFICS (continued)

### WHEN WILL YOU RECEIVE A LIMITED NUMBER OF PAYMENTS FROM US FOR A DISABILITY?

If your disability is caused or contributed to by mental illness, we will pay you a monthly payment for a maximum of 24 months in your lifetime. We will not pay you a monthly payment beyond the maximum payment duration.

**Mental illness means disability caused or contributed to by psychiatric or psychological conditions, regardless of cause, and includes:**

- **schizophrenia;**
- **depression;**
- **manic depressive or bipolar illness;**
- **anxiety;**
- **personality disorders;**
- **adjustment disorders;**
- **other conditions usually treated by a mental health provider or other qualified provider using psychotherapy, psychotropic drugs or other similar methods of treatment.**

This limitation does not apply to dementia, if due to:

- stroke;
- trauma;
- viral infection;
- Alzheimer's disease;
- other such conditions not listed above which are not usually treated by a mental health provider using psychotherapy; psychotropic drugs or other similar methods of treatment.



## SECTION 4: LONG TERM DISABILITY BENEFIT SPECIFICS (continued)

### WHEN WILL OUR PAYMENTS TO YOU STOP?

We will stop payments on the earliest of the following dates:

- the date you are no longer disabled according to this plan;
- the date you reach the end of the maximum payment duration;

**Maximum payment duration means the period of time during which we will send you a monthly payment. Your maximum payment duration is based on your age when you become disabled and appears in the PLAN HIGHLIGHTS.**

- during the first 24 months of disability benefits, the date your current earnings exceed 80% of your pre-disability earnings; after the first 24 months of disability benefits, the date your current earnings exceed 80% of your pre-disability earnings. If your current earnings fluctuate, we may average your current earnings over a three (3) consecutive month period of time instead of stopping your payment on the date your current earnings reach the earnings limit;
- the date you die;
- the date you fail to provide proof of continuing disability;
- the date you refuse to participate in an approved rehabilitation program;
- the date you cease to be under the regular care of a doctor, or refuse to undergo, at our expense, an examination or testing by a doctor or vocational, rehabilitation, or health assessment testing when we require such examination or testing;
- the date you refuse to receive medical treatment, including taking prescribed medicines, that your doctor has recommended and that is generally acknowledged by doctors to cure or improve the sickness or injury for which you are claiming benefits under the policy so as to reduce its disabling effect;
- the date you refuse to make a good faith effort to adhere to necessary wellness programs that your doctor has recommended and that are generally acknowledged by doctors to cure or improve the sickness or injury for which you are claiming benefits under the policy so as to reduce its disabling effect. We will work with your treating doctor to determine the necessary wellness programs, if any, in accordance with generally accepted medical standards.

We will give you 30 days prior written notice of our intent to apply this provision to terminate benefits. During those 30 days you will have an opportunity to begin or resume reasonable efforts to adhere to the medically necessary Wellness Programs. We will not terminate benefits if there is no reasonable basis for believing that you will be able to return to productive employment in your regular occupation or another gainful occupation on a full-time or part-time basis if you adhere to the recommended wellness programs.

**Wellness programs include, but are not limited to, appropriate programs for dietary and nutritional improvement, weight management, smoking cessation, abstention from the excessive or illegal use of alcohol or narcotics, regular participation in exercise activities, stress management, pain management, behavioral therapy, coaching, and the regular taking of prescribed medications.**

limited reg occ  
disability w/o ADL

**SECTION 4: LONG TERM DISABILITY BENEFIT SPECIFICS  
(continued)**

**WHEN WILL OUR PAYMENTS TO YOU STOP? - continued**

- the date you refuse to try or attempt to work with the assistance of:
  1. modifications made to your work environment, functional job elements or work schedule; or
  2. adaptive equipment or devices,that a qualified doctor has indicated will accommodate the limiting factors of the sickness or injury for which you are claiming benefits under the policy and will enable you to perform the material and substantial duties of an occupation from which you must be considered disabled in order to receive disability benefits;
- if you are considered to reside outside the United States. You will be considered to reside outside the United States if you have been outside the United States for a total period of 6 months or more during any 12 consecutive months of disability benefits.

limited reg occ  
disability w/o ADL

**SECTION 4: LONG TERM DISABILITY BENEFIT SPECIFICS  
(continued)**

**WHAT HAPPENS IF YOU HAVE A TEMPORARY RECOVERY BUT YOU BECOME DISABLED AGAIN DUE TO THE SAME INJURY OR SICKNESS AS A PRIOR DISABILITY?**

If you return to work and are no longer disabled, and the same sickness or injury causes your disability to occur again within six months of the date the prior disability ended, we will resume our monthly payments to you if you were continuously insured under the plan for the period of your temporary recovery. You will not need to complete a new elimination period for this disability.

Your current period of disability will be subject to the same terms of the plan that applied to your prior period of disability.

If you become entitled to payments under any other group long term disability plan (including a plan with the employer that became effective after your disability began), you will not be eligible for payments under this plan.

A disability due to other causes will be treated as a new disability and will be subject to all of the provisions of this plan.

## SUMMARY OF THE CLAIM INFORMATION SECTION 5

What will you find in this section?

- notifying us of a claim
- giving us proof of claim
- filing a claim
- information needed in the proof of claim
- when payments to you begin
- who we make payments to

## **SECTION 5: CLAIM INFORMATION**

### **WHEN DO YOU NOTIFY US OF A CLAIM?**

You need to notify us in writing of your claim within 30 days prior to the end of the elimination period. If you are not able to notify us within this time, then you need to notify us as soon as reasonably possible. Notice includes a notice you give, or which is given on your behalf, to us, or to an authorized agent of ours.

### **WHEN DO YOU NEED TO GIVE US PROOF OF YOUR CLAIM?**

Early proof of claim will allow us to make a timely claim decision. You need to send to us written proof of your claim within the first 90 days after the elimination period ends. If you are unable to give us proof of your claim within this time, then you must give us proof of your claim within the next 12 months. If you do not have the legal capacity to make responsible decisions concerning yourself, then you may give us proof of your claim after this period.

You must notify us immediately when you return to work in any capacity.

### **HOW DO YOU FILE A CLAIM?**

You can get a claim form from the employer, or you may ask us for a form. If you ask us for a claim form, but you do not receive the form from us within 15 days after asking for it, then you should send written proof of your claim to us without waiting for the form.

You and the employer must fill out your claim form. Once you and the employer have completed the claim form, give the claim form to the doctor providing you regular care for your sickness or injury causing disability. The doctor must fill out the physician section of the form. Send the completed form to us within the stated time frames.

## **SECTION 5: CLAIM INFORMATION (continued)**

### **WHAT INFORMATION DO YOU NEED TO INCLUDE IN YOUR PROOF OF CLAIM?**

Your proof of claim must include:

- that you are under the regular care of a doctor;
- the date your disability began;
- the cause of your disability as determined by objective medical tests and examinations acceptable to the medical community;
- the extent of your disability, including restrictions and limitations which prevent you from performing your regular occupation;
- the name and address of all hospital(s) or institution(s) where you received treatment, including all doctors who provided regular care;
- appropriate documentation of your earnings.

We may request that you send proof of continuing disability indicating that you are under the regular care of a doctor. We must receive this proof within 30 days of the date we ask for it. In some cases, we will require you to give us authorization to obtain additional medical and non-medical information as part of your proof of claim. We may temporarily suspend our payments to you if you do not cooperate, or do not submit the appropriate information.

### **WHEN WILL YOU BEGIN TO RECEIVE PAYMENTS?**

Once we approve your claim, you will begin to receive payments after you complete the elimination period. We will send you a payment for any period for which we are liable. If the policy or a plan is canceled, the cancellation will not affect a payable claim.

### **WHO DO WE MAKE PAYMENTS TO?**

We will make all payments to you.

### **WHAT HAPPENS IF WE OVERPAY YOUR CLAIM?**

We have the right to recover overpayments due to:

- fraud;
- an error we make in processing your claim;
- your receipt of other income amounts.

If we determine that we overpaid your claim, then we require you repay us in full. We will determine the method by which you will repay us. We reserve the right to apply our future payments to you toward overpayments. We have the right to recover overpayments from your eligible survivors or estate. We will not recover more money from you than the amount we paid to you.

## **SUMMARY OF THE ADDITIONS TO YOUR LTD PLAN SECTION 6**

What will you find in this section?

Other services and additional benefits are explained in this section and may be applicable to your plan.

## SECTION 6: ADDITIONS TO YOUR LTD PLAN

### WORKPLACE MODIFICATION BENEFIT

If you are disabled and are receiving a payment from us, an additional workplace modification benefit may be payable to the employer for your benefit. We will reimburse the employer for up to 100% of reasonable costs the employer incurs through modifications to the workplace to accommodate your return to work, and to assist you in remaining at work.

- The amount we pay will not exceed a maximum of \$1,000 for any one employee;

To qualify for this reimbursement, you must have:

- a disability preventing you from performing some or all of the material and substantial duties of your regular occupation;
- the physical and mental abilities needed to perform some or all of the material and substantial duties of your regular or a gainful occupation, but only with the assistance of the proposed workplace modification;

AND

- the reasonable expectation of returning to active employment and remaining in active employment with the assistance of the proposed workplace modification.

The employer must give us a written proposal on the proposed workplace modification. This proposal must include:

- input from the employer, you and your doctor;
- the purpose of the proposed workplace modification;
- the expected completion date of the workplace modification;
- the cost of the workplace modification.

Any proposal is subject to our approval and the approval of the Employer and you prior to any reimbursement being paid. We will reimburse the costs of the workplace modification when we:

- approve the proposal in writing
- receive proof from the employer that the workplace modification is complete
- receive proof of the costs incurred by the employer for the workplace modification.

At our option, we may pay this amount directly to you, as long as we are given proof that the amount we pay will be used to assist the employer in making reasonable workplace modifications for you.



## **SECTION 6: ADDITIONS TO YOUR LTD PLAN**

### **SOCIAL SECURITY ASSISTANCE**

#### **HOW CAN WE ASSIST YOU WITH OBTAINING SOCIAL SECURITY DISABILITY BENEFITS?**

If you are receiving a payment from us, we can provide advice to you regarding your claim and assist you with your application for Social Security disability benefits or an appeal.

If you receive Social Security benefits this may enable you to receive Medicare after 24 months of disability payments, protect your retirement benefits, and your family may be eligible for Social Security benefits.

We can assist you in obtaining Social Security disability benefits by:

- helping you find appropriate legal representation or other assistance;

AND

- obtaining medical and vocational evidence;

AND

- reimbursing pre-approved case management expenses.

## SECTION 6: ADDITIONS TO YOUR LTD PLAN

### LUMP SUM SURVIVOR BENEFIT

#### WHAT BENEFITS MAY BE PAYABLE TO YOUR SURVIVOR IF YOU DIE?

If we receive proof of your death:

- after you have been disabled for at least 180 consecutive days

AND

- while you were receiving a monthly payment from us

we will pay a one-time lump sum benefit to your eligible survivor. This benefit will be equal to 3 times your last gross monthly benefit payment. We will first apply this benefit to any overpayment which may exist on your claim.

**Gross monthly benefit means the benefit amount before any reductions for other income benefits and earnings.**

#### WHO ARE YOUR ELIGIBLE SURVIVORS?

Your spouse, if living, otherwise your children who are under age 26. If you do not have any eligible survivors, payment will be made to your estate. If there is no estate, then no payment will be made.

Payments becoming due to your children will be made to:

- the children

OR

- a person we name to receive payments on behalf of your children.

This payment will be valid and effective against all claims by others representing or claiming to represent your children.

## SECTION 6: ADDITIONS TO YOUR LTD PLAN

### DEPENDENT CARE BENEFIT

If you are Disabled and:

1. Are receiving an LTD benefit under the policy;
2. Are participating in a rehabilitation plan approved by us;
3. Have a dependent who requires dependent care; and
4. Dependent care for your dependent is provided by someone other than a relative;

then you may be eligible to receive a monthly Dependent Care Benefit.

The amount of the Dependent Care Benefit will be actual Dependent Care Expenses incurred each month, subject to a maximum of \$300.

Dependent Care Benefits are payable in addition to your LTD Benefit.

Dependent Care Benefits will stop at the earliest of:

1. The date your LTD benefit terminates;
2. The date you no longer have an eligible dependent;
3. The date you are no longer participating in a rehabilitation plan approved by us;
4. The date you are no longer incurring dependent care expenses for your dependent; or
5. The date on which you have received Dependent Care Benefit payments for 12 months.


**Dependent means a family member who is financially dependent on you and physically or mentally incapable of caring for him or herself. A child under 13 is presumed to be physically or mentally incapable of caring for him or herself.**

**Family member means your child, parent, grandparent, grandchild, sister, or brother related to you by blood, adoption, or marriage.**

**Relative means a spouse, sibling, parent, step-parent, grandparent, aunt, uncle, niece, nephew, son, daughter, or grandchild.**

**Dependent care means active, hands-on help and assistance that is required from another person to perform functions which are essential to your dependent's safety and well-being.**

**Dependent care expenses means the expenses you pay for your dependents for dependent care.**



## Employee Benefits

---

## Insurance Certificate

---

LONG TERM DISABILITY INCOME INSURANCE

CLASS 3



**Symetra Life Insurance Company**  
**777 108th Avenue NE, Suite 1200**  
**Bellevue, Washington 98004-5135**

**Symetra Life Insurance Company is known as Symetra in this certificate.**

**"You" and "your" refer to the insured employee in this certificate.**

**This certificate summarizes the major parts of the policy under which you are insured. Your insurance is subject to all the terms of the policy. This certificate replaces all others previously issued.**

**Signed for Symetra at its Home Office as of the policy effective date.**

**Michael Fry,**  
**Executive Vice President**

**Thomas M. Marra,**  
**President**

**READ THIS CERTIFICATE CAREFULLY**

## GROUP LONG TERM DISABILITY INSURANCE

### CERTIFICATE OF COVERAGE

Policyholder: Gaylord Community Schools

Policy Number: 01 016970 00

Policy Effective Date: January 1, 2016

Policy Insured By: Symetra Life Insurance Company, referred to as “the Company”, “we”, “us”, and “our”.

This is your certificate of coverage as long as you are eligible for coverage and you become insured. You will want to read it carefully and keep it in a safe place.

Your certificate of coverage is written in plain English. There are a few terms and provisions written as required by insurance law. If you have any questions about any of the terms and provisions, please consult our claims paying office. We will assist you in understanding your benefits.

If the terms and provisions of the certificate of coverage (issued to you) differ from the policy (issued to the Policyholder), the policy will govern. Your coverage may be canceled or changed in whole or in part under the terms and provisions of the policy.

The policy is delivered in and is governed by the laws of Michigan and to the extent applicable by the Employee Retirement Income Security Act of 1974 (ERISA) and any amendments.

For purposes of effective dates and ending dates under the group policy, all days begin at 12:00 midnight and end at 12:01 a.m. at the policyholder's address.

## TABLE OF CONTENTS

Your certificate is divided into the following sections:

SECTION 1 - HIGHLIGHTS OF YOUR PLAN

SECTION 2 - GENERAL INFORMATION

SECTION 3 - ELIGIBILITY FOR COVERAGE

SECTION 4 - BENEFIT SPECIFICS

- disability defined
- details on calculating benefit payments
- exclusions and limitations that may apply

SECTION 5 - CLAIM INFORMATION

SECTION 6 - ADDITIONS TO YOUR LTD PLAN

For your ease in finding information in your certificate, we:

- Start each section with a summary of the contents and the terms we define in the section.
- Shade all of the defined terms within a section.

## SECTION 1: HIGHLIGHTS OF YOUR LTD PLAN

This is a brief overview of your plan of benefits. We refer to these terms often throughout this certificate. Whenever we use these terms in the certificate, they have the following meaning, unless we advise you otherwise.

Eligible Class 3 = All full-time employees who are members of the Gaylord Education Association and the Michigan Education Association (MEA).

You must be working at least 15 hours per week.

Benefit Percentage = 70%

Maximum Payment Amount = \$5,000\*

\* We may reduce the amount we pay to you by other income amounts and any income you earn or receive from any form of employment. Some disabilities may not be covered under this plan.

Minimum Payment Amount = \$100

We may apply all payments to you toward overpayments.

Elimination Period = The later of: 30 days after the date disability begins or the date accumulated sick leave ends.

Pre-disability earnings means your gross monthly rate of earnings from the employer in effect just prior to the date disability begins. It does not include commissions, bonuses, overtime pay or other extra compensation.

If your disability begins while you are on a covered layoff or leave of absence, we will use your pre-disability earnings from the employer in effect just before the date your absence begins.

Our payments to you will be based on the amount of your pre-disability earnings covered by this plan and for which premium has been paid.



**SECTION 1: HIGHLIGHTS OF YOUR LTD PLAN  
(continued)**

Maximum Payment Duration

Social Security Normal Retirement Age

<u>Age When Disability Begins</u>	<u>Maximum Payment Duration</u>
Less than age 62	To Social Security Normal Retirement Age (SSNRA)
62	60 months
63	48 months
64	42 months
65	36 months
66	30 months
67	24 months
68	18 months
69 and over	12 months

**Social Security Normal Retirement Age (SSNRA) means the age at which you are eligible for Social Security full retirement benefits.**

Waiting Period:

If you are in an eligible class on or before the plan effective date: None.

If you are entering an eligible class after the plan effective date: None.

If your employment ends and you are rehired by the same employer within 1 year, we will apply your previous employment in an eligible class toward completing the waiting period. All other provisions of this plan apply.

Cost of Coverage:

The employer pays the cost of your coverage.

Waiver of Premium: The cost of your coverage will be suspended for any period of time during which you are disabled under this plan and eligible to receive a monthly payment from us. If you return to active employment with the employer, and want your coverage to continue, the cost of your coverage must begin to be paid again.

Noninsurance benefits:

From time to time we may offer or provide to you noninsurance benefits and services. In addition, we may arrange for third party service providers to give access to you to discounted goods and services. While we have arranged for this access, the third party service providers are liable to you for the provision of such goods and/or services. We are not responsible for the provision of such goods and/or services nor are we liable for the failure of the provision of the same. Further, Symetra is not liable to you for the negligent provision of such goods and/or services by third party service providers.

## SUMMARY OF THE GENERAL INFORMATION SECTION 2

What will you find in this section?

- information we have access to
- how we use statements made in applying for coverage
- insurance fraud
- time limits for legal proceedings

What terms do we define in this section?

- you
- we
- us
- our
- employee
- employer
- insured
- plan

## SECTION 2: GENERAL INFORMATION

### WHAT IS THE CERTIFICATE OF COVERAGE?

This certificate of coverage is a written statement prepared by us and may include attachments. It tells you:

- the coverage to which you may be entitled
- to whom we make payments

AND

- the limitations, exclusions and requirements applying to a plan.

**You means an employee who is eligible for the coverage of this plan.**

**We, us and our means the Insurance Company named on the first page of your Certificate of Coverage.**

**Employee means a person who is a citizen or permanent resident of the United States in active employment with the employer unless we advise you otherwise. This plan excludes temporary and seasonal workers from coverage.**

**Employer means individual, company or corporation where you are in active employment, and includes any division, subsidiary or affiliated company named in the policy.**

**Insured means a person covered under this plan.**

**Plan means a line of coverage under the policy.**

## **SECTION 2: GENERAL INFORMATION (continued)**

### **TO WHAT INFORMATION DO WE HAVE ACCESS?**

The employer will give us information about you including:

- if you are eligible for coverage
- if your amount of coverage changes, including salary change information
- if your coverage terminates
- other information we may reasonably require.

The employer's records that we believe have a bearing on coverage under this plan are open for our inspection at any reasonable time.

Clerical error or omission will not:

- prevent you from receiving coverage
- affect the amount of your coverage

OR

- effect or continue your coverage if it should not be in effect or continue in effect.

### **HOW CAN WE USE STATEMENTS YOU OR THE EMPLOYER MADE IN APPLYING FOR COVERAGE?**

We consider any statements you or the employer made in a signed application for coverage a representation and not a warranty. If any of the statements you or the employer made are not complete and/or not true at the time they were made, we can:

- reduce or deny any claim

OR

- cancel your coverage back to the date your coverage became effective.

We will use only statements made in a signed application as a basis for doing this. You will receive a copy of the signed application.

## **SECTION 2: GENERAL INFORMATION (continued)**

### **HOW WILL WE HANDLE INSURANCE FRAUD?**

We promise to focus on all means necessary to support fraud detection, investigation, and prosecution. It is a crime if you or the employer knowingly, and with intent to injure, defraud or deceive us, file a claim containing any false, incomplete or misleading information. These actions, as well as submission of false information, will result in denial of your claim, and are subject to prosecution and punishment to the full extent under state and/or federal law. We will pursue all appropriate legal remedies in the event of insurance fraud.

### **WHAT IF FACTS ABOUT YOU ARE NOT ACCURATE?**

If relevant facts about you were not accurate, then we will use accurate information to decide if your coverage should be in effect and what your amount of coverage should be. If the cost of your coverage is affected, we will make a fair adjustment in the cost.

### **DOES THE EMPLOYER ACT AS YOUR AGENT?**

For all purposes of the policy, the employer acts on its own behalf or as your agent. The employer is not our agent.

### **WHAT ARE THE TIME LIMITS FOR LEGAL PROCEEDINGS?**

You can start legal action regarding your claim 60 days after the date you sent us proof of claim. You have up to three years after the date you sent us proof of claim to start legal action, unless otherwise provided by law.

### **DOES THIS PLAN REPLACE OR AFFECT ANY REQUIREMENT FOR WORKERS' COMPENSATION OR STATE DISABILITY INSURANCE?**

The plan does not replace or affect requirements for coverage by Workers' Compensation Insurance or state disability insurance.

## SUMMARY OF THE ELIGIBILITY FOR COVERAGE SECTION 3

What will you find in this section?

- eligibility for coverage
- waiting period
- when coverage becomes effective
- evidence of insurability requirements
- what happens to coverage during a layoff, leave of absence or a family or medical leave of absence
- when coverage under this plan ends

What terms do we define in this section?

- waiting period
- active employment
- work site
- evidence of insurability
- layoff
- leave of absence
- family or medical leave of absence

## SECTION 3: ELIGIBILITY FOR COVERAGE

### WHEN ARE YOU ELIGIBLE FOR COVERAGE?

If you are in an eligible class you may apply for coverage under this plan on the later of:

- the date the plan is effective;

OR

- the date you complete the waiting period.

### WHAT IS YOUR WAITING PERIOD?

Your waiting period appears in the PLAN HIGHLIGHTS.

**Waiting period is the number of days you must be in active employment in an eligible class before you may apply for coverage.**

If you have been continuously employed by the employer but were not in an eligible class, we will apply any prior period of work with the employer toward the waiting period.

**Active employment means you are:**

- **working for the employer at your work site for earnings the employer pays on a regular basis;**

**AND**

- **performing the material and substantial duties of your regular occupation.**

**Active employment includes normal non-work days such as vacation, weekends and holidays including summer vacation as defined by your employer.**

**Your work site must be:**

- **the employer's usual place of business;**
- **an alternative location if directed by the employer;**

**OR**

- **a location to which your occupation requires you to travel.**

**SECTION 3: ELIGIBILITY FOR COVERAGE  
(continued)**

**WHEN DOES YOUR COVERAGE BECOME EFFECTIVE?**

Your coverage will be effective on the day determined as follows:

If you apply for coverage within the first 31 days after the date you are first eligible to apply  
AND

-you are paying for some or all THEN your coverage is effective on  
of the cost of your coverage the date you apply.

OR

-you are not paying for any of THEN your coverage is effective on  
the cost of your coverage the date you are eligible.



### SECTION 3: ELIGIBILITY FOR COVERAGE (continued)

#### WHEN IS EVIDENCE OF INSURABILITY REQUIRED?

You will need to provide evidence of insurability to us with your application if you:

- apply for coverage more than 31 days after the date you are first eligible to apply;
- OR
- voluntarily terminate your coverage and want to reapply for coverage;
- OR
- apply for an amount of coverage for which we require proof of insurability.

You must apply for coverage in writing through the employer and use an application form that is satisfactory to us. Your coverage will be effective on the date we approve your application.

**Evidence of insurability means a statement of your medical history which we will use to assess if you will be approved for coverage.**

#### WHAT IF YOU ARE NOT IN ACTIVE EMPLOYMENT ON THE DATE YOUR COVERAGE WOULD BE EFFECTIVE?

If you are not in active employment as a result of your injury or a sickness then your coverage will be effective on the date you return to active employment. This applies to your initial coverage, as well as any increases or additions to coverage occurring after your initial coverage is effective.

#### WILL YOUR COVERAGE CONTINUE IF YOU ARE ON A LAYOFF OR LEAVE OF ABSENCE?

Your employer may continue your coverage if you are on a layoff or on an approved leave of absence. Your coverage may continue through the end of the month following the month in which your layoff or leave of absence begins. The cost of your coverage must be paid during the layoff or leave of absence period.

**Layoff or leave of absence means the employer has agreed in writing and in advance to a temporary absence from active employment for a specified period of time. Your normal vacation time or any period of disability is not considered a temporary layoff or leave of absence.**

### SECTION 3: ELIGIBILITY FOR COVERAGE (continued)

#### WHAT HAPPENS TO YOUR COVERAGE IF YOU ARE ON A FAMILY OR MEDICAL LEAVE OF ABSENCE?

If you are on a family or medical leave of absence, your coverage will be governed by the employer's Human Resource policy on family and medical leaves of absence.

We will continue your coverage if the following conditions are met:

- premiums for the cost of your continued coverage are paid;

AND

- your leave is approved in advance and in writing by the employer.

Your coverage will continue for up to the greater of:

- the leave period required by the Federal Family and Medical Leave Act of 1993, and any amendments;

OR

- the leave period required by applicable state law.

While you are on an approved family or medical leave of absence, we will use earnings from your regular occupation you were performing just prior to the date your leave of absence started to determine our payments to you.

If your coverage does not continue during a family or medical leave of absence, then when you return to active employment:

- you will not have to meet a new waiting period, including a waiting period for coverage of a pre-existing condition;

AND

- you will not have to give us evidence of insurability to reinstate the coverage you had in effect before your leave began.

**Family and medical leave of absence means a leave of absence for the birth, adoption or foster care of a child, or for the care of you, your child, spouse or parent who has a serious health condition as those terms are defined by the Federal Family and Medical Leave Act of 1993 and any amendments, or by applicable state law.**

### **SECTION 3: ELIGIBILITY FOR COVERAGE (continued)**

#### **WHEN DOES YOUR COVERAGE UNDER THIS PLAN END?**

Your coverage under this plan will end on the earliest of the following:

- the date the policy or plan terminates;
- the date you are no longer in an eligible class;
- the date your class is no longer eligible for coverage;
- the last day for which premium for your coverage has been paid;
- the date you cease active employment due to a labor dispute, including but not limited to strike, work slowdown, or lockout;
- the date you cease active employment with the employer, unless you are disabled or on an approved layoff or leave of absence.

We will provide coverage for a payable disability claim that occurs while you are covered under the policy or plan.

## SUMMARY OF THE LONG TERM DISABILITY BENEFIT SPECIFICS SECTION 4

What will you find in this section?

- what disability means
- when monthly payments start
- returning to work during the elimination period
- requirements of care from a doctor
- when will we not cover a disability
- what happens if the employer changes insurance plans
- our payment if you are disabled and not working
- our payment if you are disabled and working
- what are (and are not) other income amounts
- cost of living increases to any other income amounts
- payment limitations
- when monthly payments stop
- temporary recovery

What terms do we define in this section?

- disability
- material and substantial duties
- regular occupation
- reasonable employment option
- gainful occupation
- sickness
- injury
- elimination period
- regular care
- doctor
- pre-existing condition
- treatment
- prior group insurance plan
- maximum monthly payment
- gross monthly payment
- minimum monthly payment
- maximum capacity
- retirement plan
- disability benefits under a retirement plan
- retirement benefits under a retirement plan
- eligible retirement plan
- maximum payment duration

## SECTION 4: LONG TERM DISABILITY BENEFIT SPECIFICS

### WHAT DOES DISABILITY MEAN?

**Disabled/Disability** means our determination that your sickness or injury began while you are covered under the policy and:

- during the elimination period and for the first 24 months of disability benefits, prevents you from performing with reasonable continuity the material and substantial duties of your regular occupation and a reasonable employment option offered to you by the employer and, as a result, the income you are able to earn is less than or equal to 80% of your pre-disability earnings.
- After the first 24 months of disability benefits, prevents you from performing with reasonable continuity the material and substantial duties of any gainful occupation and, as a result, the income you are able to earn is less than or equal to 80% of your pre-disability earnings.

**Material and substantial duties** are the duties that:

- are normally required for the performance of the occupation;
- AND**
- cannot be reasonably omitted or changed.

limited reg occ  
w/ residual

## SECTION 4: LONG TERM DISABILITY BENEFIT SPECIFICS (continued)

**Regular occupation means the occupation, as it is performed nationally, that you are routinely performing when your disability begins. Your regular occupation does not mean the job you are performing for a specific employer or at a specific location.**

**Reasonable employment option means an employment position with the employer for which you are able to perform the material and substantial duties given your education, training and experience. If you have been working in a reasonable employment option for 6 months or more, the reasonable employment option will then be considered your regular occupation.**

**Gainful occupation means any occupation that your past training, education, or experience would allow you to perform or for which you can be trained.**

**Sickness means an illness or disease. It also includes an injury which occurs before you are insured. It does not include risk of sickness.**

**Injury means a bodily injury that occurs while you are insured and is the direct result of an accident and not related to any other cause. It does not include risk of injury.**

### Related Rules:

You will not be considered disabled from work in an occupation because of a reduction in your earnings resulting from a change in economic conditions or other factors that are not directly related to your sickness or injury. Examples of factors that we will not consider in determining whether you are disabled include, but are not limited to, recession, job obsolescence, job restructuring or elimination, pay cuts, and job sharing.

You will not be considered disabled from work in an occupation solely because of:

1. Your employer's work schedule that is inconsistent with the normal work schedule of your regular occupation;
2. Your relationship with your employer or other employees of the employer; or
3. The physical relationship of your employer's workplace that is inconsistent with the normal physical environment of your regular occupation.

You will not be considered disabled from work in an occupation solely because of the loss, suspension, restriction, surrender, or failure to maintain a required state or federal license to engage in the occupation.

You will not be considered disabled from work in an occupation solely because of your inability to work more than 40 hours per week in the occupation, even if you were regularly required to work more than 40 hours per week prior to becoming disabled.

Your disability must begin while you are covered under the policy.

use when disability contains  
a gainful occupation period

**SECTION 4: LONG TERM DISABILITY BENEFIT SPECIFICS  
(continued)**

**DOES YOUR DISABILITY NEED TO CONTINUE FOR A PERIOD OF TIME BEFORE OUR PAYMENTS TO YOU BEGIN?**

Your disability must continue through the elimination period before we begin making payments to you.

**Elimination period is a period of continuous days of disability. The elimination period begins on the first day of your disability.**

**WHAT HAPPENS IF YOU RETURN TO WORK DURING THE ELIMINATION PERIOD?**

We will consider your disability continuous if you have one or more periods of temporary recovery during the elimination period for a maximum of 30 days AND become disabled again due to the same sickness or injury.

Temporary recovery means any time when we do not consider you to be disabled. The days you are not disabled will not count toward the elimination period.

acc of ep = 30 days

**SECTION 4: LONG TERM DISABILITY BENEFIT SPECIFICS  
(continued)**

**DO YOU NEED TO BE UNDER THE CARE OF A DOCTOR?**

We require you to be under the regular care of a doctor for the sickness or injury causing your disability in order to be eligible to receive payments from us.

**Regular care means:**

- **you personally visit a doctor as often as is medically required to effectively manage and treat your disabling condition(s), according to generally accepted medical standards;**

**AND**

- **you are receiving appropriate treatment and care, according to generally accepted medical standards. Treatment and care for the sickness or injury causing your disability must be given by a doctor whose specialty or experience is appropriate.**

**Doctor means a person:**

- **regularly performing tasks that are within the limits of the person's medical license;**

**AND**

- **who is licensed to practice medicine and prescribe and administer drugs or to perform surgery;**
- **with a doctoral degree in Psychology (Ph.D. or Psy.D.) and whose primary practice is treating patients; OR**
- **who is a legally qualified medical practitioner according to the laws and regulations of the jurisdiction in which regular care is being given.**

We will not recognize you, your spouse, children, parents, or siblings as a doctor for a claim you submit.



## **SECTION 4: LONG TERM DISABILITY BENEFIT SPECIFICS (continued)**

### **MAY WE REQUIRE YOU TO BE EXAMINED OR INTERVIEWED BY INDIVIDUALS OTHER THAN THE DOCTOR PROVIDING REGULAR CARE?**

We may require you to be examined by doctor(s), other medical practitioner(s) or vocational expert(s) of our choice. We will pay for this examination. We can require an examination as often as it is reasonable to do so. In addition, we may require an interview with you by an authorized representative of ours.

### **WHEN WILL WE NOT COVER A DISABILITY?**

We will not cover a disability if it is due to:

- war, declared or not, or any act of war;
- intentionally self-inflicted injuries or illness, while sane or insane;
- your active participation in a riot;
- your attempt to commit or your commission of a felony under federal or state law, or your being engaged in an illegal occupation;
- your service in the armed forces, military reserves or National Guard of any country or International authority, or in a civilian unit serving with such forces;
- cosmetic or reconstructive surgery, except for complications arising from any such surgery or for surgery necessary to correct a deformity caused by accidental injury or sickness;
- an accident resulting from or caused by your operation of a motor vehicle while intoxicated according to the laws of the jurisdiction where the accident occurred; or
- an accident resulting from or caused by your being under the influence of drugs or any controlled substance, unless taken as prescribed by your doctor.

**No benefits are payable for any period of disability during which you are incarcerated in a penal or correctional facility for a period of 30 or more consecutive days or for which you are not under the regular care of a doctor.**

If your professional or occupational license or your certification is suspended, revoked or surrendered, loss of your license or certification, by itself, does not mean you are disabled.

## **SECTION 4: LONG TERM DISABILITY BENEFIT SPECIFICS (continued)**

### **WHEN WILL WE COVER A DISABILITY DUE TO A PRE-EXISTING CONDITION?**

We will cover your disability if it is caused by, contributed to by, or results from a pre-existing condition and your disability begins after you have been insured for 12 consecutive months after the effective date of your coverage. If you do not meet this time period requirement, your disability is excluded from coverage under this plan.

**Pre-existing condition is a sickness or injury for which you received treatment within the three months prior to your effective date of coverage.**

**Treatment includes:**

- consulting with a doctor;
- receiving care or services from a doctor or from other medical professionals a doctor recommends you see;
- taking prescribed medicines;
- being prescribed medicines;
- you should have been taking prescribed medicines but chose not to;
- receiving diagnostic measures.

**SECTION 4: LONG TERM DISABILITY BENEFIT SPECIFICS  
(continued)**

**WHAT IF THE EMPLOYER CHANGES INSURANCE PLANS AND YOU ARE NOT IN ACTIVE EMPLOYMENT DUE TO AN INJURY OR SICKNESS ON THE EFFECTIVE DATE OF THIS PLAN?**

**Continuity of Coverage**

We will cover you under this plan if you were insured by the prior group insurance plan, and the cost of your coverage under the prior group insurance plan was paid.

Our payments to you will be limited to the monthly amount the prior group insurance plan would have paid you had the plan stayed in effect. Our payments will be reduced by any amount the prior group insurance plan is responsible for paying.

**Prior group insurance plan means the group long term disability plan in effect with the employer just before the effective date of this plan.**

**SECTION 4: LONG TERM DISABILITY BENEFIT SPECIFICS  
(continued)**

**WHAT IF YOU WERE INSURED BY THE PRIOR GROUP INSURANCE PLAN AND BECAME DISABLED UNDER THIS PLAN DUE TO A PRE-EXISTING CONDITION?**

**Continuity of Coverage**

If you were insured by the prior group insurance plan just before you become eligible for coverage under this plan; you are in active employment; and you are insured under this plan, then you may be eligible for payments from us under this plan if your disability is due to a pre-existing condition.

In order to receive payments from us, you must meet the pre-existing condition exclusion of:

- this plan;

OR

- the prior group insurance plan had the plan stayed in effect.

We will consider the total amount of time you were continuously insured under both the prior group insurance plan and this plan to determine if you satisfy the pre-existing condition exclusion. If you cannot satisfy the pre-existing condition exclusion of either plan then we will not pay you a disability benefit.

We will determine our payments to you using the provisions of this plan, but your monthly payment will not be more than the maximum monthly payment of the prior group insurance plan. Your monthly payments will end on the earlier of the following dates:

- the end of the maximum payment duration under this plan;

OR

- the date benefits would have ended under the prior group insurance plan if the plan had stayed in effect.

**SECTION 4: LONG TERM DISABILITY BENEFIT SPECIFICS  
(continued)**

**HOW MUCH WILL OUR MONTHLY PAYMENT TO YOU BE IF YOU ARE DISABLED AND NOT WORKING OR DISABLED AND WORKING, EARNING LESS THAN 20% OF YOUR PRE-DISABILITY EARNINGS?**

Our payment will be figured by using the following Steps 1 through 4:

- Step 1: Multiply your monthly pre-disability earnings by the benefit percentage.
- Step 2: Multiply your monthly pre-disability earnings by 70%. Subtract any other income amounts except any income you earn or receive from any form of employment or income you could have earned from working to your maximum capacity.
- Step 3: Compare the results from Steps 1 and 2 with the maximum monthly payment for this plan.
- Step 4: The payment you may receive is the lesser of the amounts from Step 3.

**HOW MUCH WILL OUR MONTHLY PAYMENT TO YOU BE IF YOU ARE DISABLED AND WORKING, EARNING BETWEEN 20% AND 80% OF YOUR PRE-DISABILITY EARNINGS?**

Our payment to you for 12 months will be figured by using the following Steps 1 through 4:

- Step 1: Multiply your monthly pre-disability earnings by the benefit percentage.
- Step 2: From 100% of your monthly pre-disability earnings subtract any other income amounts including current income you earn or receive from any form of employment or income you could have earned from working to your maximum capacity.
- Step 3: Compare the results from Steps 1 and 2 with the maximum monthly payment for this plan.
- Step 4: The payment you may receive is the lesser of the amounts from Step 3.

Our payment to you after 12 months will be figured by using the following Steps 1 through 4:

- Step 1: Multiply your monthly pre-disability earnings by the benefit percentage.
- Step 2: Multiply your monthly pre-disability earnings by 70%. Subtract from this amount:
  - 100% of any other income amounts except any income you earn or receive from any form of employment, but including any income you could have earned from working to your maximum capacity; AND
  - 50% of any income you earn or receive from any form of employment. This is the payment that you may receive.
- Step 3: Compare the results from Steps 1 and 2 with the maximum monthly payment for this plan.
- Step 4: The payment you may receive is the lesser of the amounts from Step 3.

Your loss of earnings must be as a result of or due to the same sickness or injury for which you are disabled.

## **SECTION 4: LONG TERM DISABILITY BENEFIT SPECIFICS (continued)**

### **WHAT IF YOUR CURRENT INCOME FLUCTUATES?**

If your current income fluctuates, we may average amounts over a three (3) consecutive month period of time.

**IF YOU ARE DISABLED AND WORKING, EARNING MORE THAN 80% OF YOUR PRE-DISABILITY EARNINGS, NO PAYMENT WILL BE MADE.**

**Maximum monthly payment means the maximum monthly amount for which you are insured under this plan.**

**Minimum monthly payment means the minimum monthly amount for which you are insured under this plan, except where necessary to recover an overpayment.**

**Gross monthly payment means the maximum payment amount before we subtract other income amounts.**

Your pre-disability earnings, benefit percentage, and maximum monthly payment appear in the PLAN HIGHLIGHTS.

### **WHAT IF YOU ARE DISABLED FOR ONLY PART OF A MONTH?**

Your monthly payment from us is pro-rated. This means that if you are disabled for only part of a month, you will receive a payment equal to 1/30th of a full monthly payment for each day of the month you are disabled.

## SECTION 4: LONG TERM DISABILITY BENEFIT SPECIFICS (continued)

### WHAT ARE OTHER INCOME AMOUNTS?

These are amounts, other than payments you are receiving from us, that include:

1. any benefits and awards you receive or are eligible to receive under:
  - a. Workers' Compensation Law;
  - b. occupational disease law;
  - c. any other similar act or law.
  
2. any disability income benefits you receive or are eligible to receive under:
  - a. any compulsory benefit act or law;
  - b. any other group insurance plan with the employer or with an association;
  - c. any other group insurance plan with another employer which you become insured under after your disability under this plan begins;
  - d. any governmental retirement system as a result of your job with the employer.

Long term disability payments are primary under this policy, meaning our payments to you will be reduced by any short term disability payments under a policy with the employer.

3. any benefits under the United States Social Security Act, The Canada Pension Plan, The Quebec Pension Plan and includes any similar plan or act. Benefits include:
  - a. disability benefits you, your spouse, or your children receive or are eligible to receive as a result of your disability;
  - b. retirement benefits you receive, your spouse or your children receive as a result of your receipt of retirement benefits.

If your disability begins after your 70th birthday, and you were receiving Social Security retirement benefits before your disability began, then we will not reduce our payments to you by these retirement benefits.

4. any benefits you receive from the employer's sick leave or formal salary continuation plan.
  
5. any income you earn or receive from any form of employment, including any income you could have earned while disabled by working to your maximum capacity, but you do not do so. We may require you to send us proof of your income. We will adjust our payment to you based on this information. As a part of the proof of income, we can require you to send us appropriate tax and financial records we believe we need to substantiate your income.

**Maximum capacity means, based on the limiting factors of your identified sickness or injury, the greatest extent of work you are able to do in an occupation from which you must be considered disabled in order to receive disability benefits.**

Primary/Family

## SECTION 4: LONG TERM DISABILITY BENEFIT SPECIFICS (continued)

6. any benefits from the employer's retirement plan you:
  - a. receive as disability benefits;
  - b. voluntarily choose to receive as retirement benefits;
  - c. receive as retirement benefits once you reach the greater of age 62 or normal retirement age (as defined in the employer's retirement plan).

Regardless of how the retirement funds from the plan are distributed, for the purposes of figuring our payment to you, we consider employee and employer contributions to be distributed at the same time throughout your lifetime.

This plan does not reduce payments you receive from us for your contributions to the employer's retirement plan, or for amounts you rollover or transfer to an eligible retirement plan.

**Retirement plan is a defined contribution plan or defined benefit plan. These are plans that provide retirement benefits to employees and are not funded entirely by employee contributions.**

**Disability benefits under a retirement plan are benefits that are paid due to disability and which do not reduce the retirement benefit that would have been paid if the disability had not occurred.**

**Retirement benefits under a retirement plan are benefits that are paid based on the employer's contribution to the retirement plan. Disability benefits that reduce the retirement benefit under the plan will also be considered a retirement benefit.**

**Eligible retirement plan is defined in §402 of the Internal Revenue Code of 1986 and includes future amendments to §402 affecting the definition.**



**SECTION 4: LONG TERM DISABILITY BENEFIT SPECIFICS  
(continued)**

7. any benefits for loss of time or lost wages you receive from the mandatory portion of a no-fault motor vehicle insurance plan, or automobile liability insurance policy.
8. any amounts you receive under any unemployment compensation law.
9. any amounts you receive from a third party (after subtracting attorney's fees) by judgment, settlement or otherwise.

If you receive any of the other income amounts in a lump sum payment, we will pro-rate the lump sum on a monthly basis over the time period for which the sum was given. If no time period is stated, the sum will be pro-rated on a monthly basis to the end of your maximum payment duration.

Other income amounts must be payable as a result of the same disability for which you are receiving a payment from us, except for retirement benefits and any income you earn or receive from any form of employment.

**WHAT IF SUBTRACTING OTHER INCOME AMOUNTS RESULTS IN A ZERO PAYMENT TO YOU?**

We will pay you a minimum monthly payment under this plan, subject to any overpayments.

**SECTION 4: LONG TERM DISABILITY BENEFIT SPECIFICS  
(continued)**

**DO WE HAVE THE RIGHT TO ESTIMATE OTHER INCOME AMOUNTS?**

We have the right to estimate the amount of benefits you may be eligible to receive under Other Income Amounts, items 1, 2 and 3a. We can reduce our monthly payment to you by this estimated amount if you:

- have not been awarded such benefits but have not been denied such benefits;

OR

- have been denied such benefits and the denial is being appealed;

OR

- are reapplying for such benefits.

We will not reduce our payments to you by these estimated amounts if you:

- apply (or reapply) for benefits and appeal your denial through all of the administrative levels we believe are necessary;

AND

- sign our payment option form stating you promise to pay back to us any overpayment of benefits caused by an award.

If we reduce our payment to you by an estimated amount:

- then we will adjust our payments to you when you give us proof of the amount awarded;

OR

- we will give you a lump sum refund of the estimated amount if you were denied benefits and have completed all appeals (or reapplications) we believe are necessary.

## **SECTION 4: LONG TERM DISABILITY BENEFIT SPECIFICS (continued)**

### **WHAT ARE NOT OTHER INCOME AMOUNTS?**

We will not subtract from our payments to you any amounts you receive from the following:

- 401(k) plans
- profit sharing plans
- thrift plans
- tax sheltered annuities
- stock ownership plans
- credit disability insurance
- non-qualified plans of deferred compensation
- pension plans for partners
- military pension and military disability income plans
- a retirement plan from another employer
- individual retirement accounts (IRA)
- informal salary continuation plan
- benefits from individual disability plans

### **WHAT HAPPENS IF YOU RECEIVE A COST OF LIVING INCREASE TO ANY OTHER INCOME AMOUNTS?**

Other than for increases in any income you earn or receive from any form of employment, once we have subtracted an other income amount from your gross disability payment, we will not further reduce our payment to you due to a cost of living increase in any other income amount.

## SECTION 4: LONG TERM DISABILITY BENEFIT SPECIFICS (continued)

### WHEN WILL OUR PAYMENTS TO YOU STOP?

We will stop payments on the earliest of the following dates:

- the date you are no longer disabled according to this plan;
- the date you reach the end of the maximum payment duration;

**Maximum payment duration means the period of time during which we will send you a monthly payment. Your maximum payment duration is based on your age when you become disabled and appears in the PLAN HIGHLIGHTS.**

- during the first 24 months of disability benefits, the date your current earnings exceed 80% of your pre-disability earnings; after the first 24 months of disability benefits, the date your current earnings exceed 80% of your pre-disability earnings. If your current earnings fluctuate, we may average your current earnings over a three (3) consecutive month period of time instead of stopping your payment on the date your current earnings reach the earnings limit;
- the date you die;
- the date you fail to provide proof of continuing disability;
- the date you refuse to participate in an approved rehabilitation program;
- the date you cease to be under the regular care of a doctor, or refuse to undergo, at our expense, an examination or testing by a doctor or vocational, rehabilitation, or health assessment testing when we require such examination or testing;
- the date you refuse to receive medical treatment, including taking prescribed medicines, that your doctor has recommended and that is generally acknowledged by doctors to cure or improve the sickness or injury for which you are claiming benefits under the policy so as to reduce its disabling effect;
- the date you refuse to make a good faith effort to adhere to necessary wellness programs that your doctor has recommended and that are generally acknowledged by doctors to cure or improve the sickness or injury for which you are claiming benefits under the policy so as to reduce its disabling effect. We will work with your treating doctor to determine the necessary wellness programs, if any, in accordance with generally accepted medical standards.

We will give you 30 days prior written notice of our intent to apply this provision to terminate benefits. During those 30 days you will have an opportunity to begin or resume reasonable efforts to adhere to the medically necessary Wellness Programs. We will not terminate benefits if there is no reasonable basis for believing that you will be able to return to productive employment in your regular occupation or another gainful occupation on a full-time or part-time basis if you adhere to the recommended wellness programs.

**Wellness programs include, but are not limited to, appropriate programs for dietary and nutritional improvement, weight management, smoking cessation, abstention from the excessive or illegal use of alcohol or narcotics, regular participation in exercise activities, stress management, pain management, behavioral therapy, coaching, and the regular taking of prescribed medications.**

limited reg occ  
disability w/o ADL

**SECTION 4: LONG TERM DISABILITY BENEFIT SPECIFICS  
(continued)**

**WHEN WILL OUR PAYMENTS TO YOU STOP? - continued**

- the date you refuse to try or attempt to work with the assistance of:
  1. modifications made to your work environment, functional job elements or work schedule; or
  2. adaptive equipment or devices,that a qualified doctor has indicated will accommodate the limiting factors of the sickness or injury for which you are claiming benefits under the policy and will enable you to perform the material and substantial duties of an occupation from which you must be considered disabled in order to receive disability benefits;
- if you are considered to reside outside the United States. You will be considered to reside outside the United States if you have been outside the United States for a total period of 6 months or more during any 12 consecutive months of disability benefits.

limited reg occ  
disability w/o ADL

**SECTION 4: LONG TERM DISABILITY BENEFIT SPECIFICS  
(continued)**

**WHAT HAPPENS IF YOU HAVE A TEMPORARY RECOVERY BUT YOU BECOME DISABLED AGAIN DUE TO THE SAME INJURY OR SICKNESS AS A PRIOR DISABILITY?**

If you return to work and are no longer disabled, and the same sickness or injury causes your disability to occur again within six months of the date the prior disability ended, we will resume our monthly payments to you if you were continuously insured under the plan for the period of your temporary recovery. You will not need to complete a new elimination period for this disability.

Your current period of disability will be subject to the same terms of the plan that applied to your prior period of disability.

If you become entitled to payments under any other group long term disability plan (including a plan with the employer that became effective after your disability began), you will not be eligible for payments under this plan.

A disability due to other causes will be treated as a new disability and will be subject to all of the provisions of this plan.

## SUMMARY OF THE CLAIM INFORMATION SECTION 5

What will you find in this section?

- notifying us of a claim
- giving us proof of claim
- filing a claim
- information needed in the proof of claim
- when payments to you begin
- who we make payments to

## **SECTION 5: CLAIM INFORMATION**

### **WHEN DO YOU NOTIFY US OF A CLAIM?**

You need to notify us in writing of your claim within 30 days prior to the end of the elimination period. If you are not able to notify us within this time, then you need to notify us as soon as reasonably possible. Notice includes a notice you give, or which is given on your behalf, to us, or to an authorized agent of ours.

### **WHEN DO YOU NEED TO GIVE US PROOF OF YOUR CLAIM?**

Early proof of claim will allow us to make a timely claim decision. You need to send to us written proof of your claim within the first 90 days after the elimination period ends. If you are unable to give us proof of your claim within this time, then you must give us proof of your claim within the next 12 months. If you do not have the legal capacity to make responsible decisions concerning yourself, then you may give us proof of your claim after this period.

You must notify us immediately when you return to work in any capacity.

### **HOW DO YOU FILE A CLAIM?**

You can get a claim form from the employer, or you may ask us for a form. If you ask us for a claim form, but you do not receive the form from us within 15 days after asking for it, then you should send written proof of your claim to us without waiting for the form.

You and the employer must fill out your claim form. Once you and the employer have completed the claim form, give the claim form to the doctor providing you regular care for your sickness or injury causing disability. The doctor must fill out the physician section of the form. Send the completed form to us within the stated time frames.



## **SECTION 5: CLAIM INFORMATION (continued)**

### **WHAT INFORMATION DO YOU NEED TO INCLUDE IN YOUR PROOF OF CLAIM?**

Your proof of claim must include:

- that you are under the regular care of a doctor;
- the date your disability began;
- the cause of your disability as determined by objective medical tests and examinations acceptable to the medical community;
- the extent of your disability, including restrictions and limitations which prevent you from performing your regular occupation;
- the name and address of all hospital(s) or institution(s) where you received treatment, including all doctors who provided regular care;
- appropriate documentation of your earnings.

We may request that you send proof of continuing disability indicating that you are under the regular care of a doctor. We must receive this proof within 30 days of the date we ask for it. In some cases, we will require you to give us authorization to obtain additional medical and non-medical information as part of your proof of claim. We may temporarily suspend our payments to you if you do not cooperate, or do not submit the appropriate information.

### **WHEN WILL YOU BEGIN TO RECEIVE PAYMENTS?**

Once we approve your claim, you will begin to receive payments after you complete the elimination period. We will send you a payment for any period for which we are liable. If the policy or a plan is canceled, the cancellation will not affect a payable claim.

### **WHO DO WE MAKE PAYMENTS TO?**

We will make all payments to you.

### **WHAT HAPPENS IF WE OVERPAY YOUR CLAIM?**

We have the right to recover overpayments due to:

- fraud;
- an error we make in processing your claim;
- your receipt of other income amounts.

If we determine that we overpaid your claim, then we require you repay us in full. We will determine the method by which you will repay us. We reserve the right to apply our future payments to you toward overpayments. We have the right to recover overpayments from your eligible survivors or estate. We will not recover more money from you than the amount we paid to you.

## **SUMMARY OF THE ADDITIONS TO YOUR LTD PLAN SECTION 6**

What will you find in this section?

Other services and additional benefits are explained in this section and may be applicable to your plan.

## SECTION 6: ADDITIONS TO YOUR LTD PLAN

### WORKPLACE MODIFICATION BENEFIT

If you are disabled and are receiving a payment from us, an additional workplace modification benefit may be payable to the employer for your benefit. We will reimburse the employer for up to 100% of reasonable costs the employer incurs through modifications to the workplace to accommodate your return to work, and to assist you in remaining at work.

- The amount we pay will not exceed a maximum of \$1,000 for any one employee;

To qualify for this reimbursement, you must have:

- a disability preventing you from performing some or all of the material and substantial duties of your regular occupation;
- the physical and mental abilities needed to perform some or all of the material and substantial duties of your regular or a gainful occupation, but only with the assistance of the proposed workplace modification;

AND

- the reasonable expectation of returning to active employment and remaining in active employment with the assistance of the proposed workplace modification.

The employer must give us a written proposal on the proposed workplace modification. This proposal must include:

- input from the employer, you and your doctor;
- the purpose of the proposed workplace modification;
- the expected completion date of the workplace modification;
- the cost of the workplace modification.

Any proposal is subject to our approval and the approval of the Employer and you prior to any reimbursement being paid. We will reimburse the costs of the workplace modification when we:

- approve the proposal in writing
- receive proof from the employer that the workplace modification is complete
- receive proof of the costs incurred by the employer for the workplace modification.

At our option, we may pay this amount directly to you, as long as we are given proof that the amount we pay will be used to assist the employer in making reasonable workplace modifications for you.

## **SECTION 6: ADDITIONS TO YOUR LTD PLAN**

### **SOCIAL SECURITY ASSISTANCE**

#### **HOW CAN WE ASSIST YOU WITH OBTAINING SOCIAL SECURITY DISABILITY BENEFITS?**

If you are receiving a payment from us, we can provide advice to you regarding your claim and assist you with your application for Social Security disability benefits or an appeal.

If you receive Social Security benefits this may enable you to receive Medicare after 24 months of disability payments, protect your retirement benefits, and your family may be eligible for Social Security benefits.

We can assist you in obtaining Social Security disability benefits by:

- helping you find appropriate legal representation or other assistance;

AND

- obtaining medical and vocational evidence;

AND

- reimbursing pre-approved case management expenses.

## SECTION 6: ADDITIONS TO YOUR LTD PLAN

### LUMP SUM SURVIVOR BENEFIT

#### WHAT BENEFITS MAY BE PAYABLE TO YOUR SURVIVOR IF YOU DIE?

If we receive proof of your death:

- after you have been disabled for at least 180 consecutive days

AND

- while you were receiving a monthly payment from us

we will pay a one-time lump sum benefit to your eligible survivor. This benefit will be equal to 3 times your last gross monthly benefit payment. We will first apply this benefit to any overpayment which may exist on your claim.

**Gross monthly benefit means the benefit amount before any reductions for other income benefits and earnings.**

#### WHO ARE YOUR ELIGIBLE SURVIVORS?

Your spouse, if living, otherwise your children who are under age 26. If you do not have any eligible survivors, payment will be made to your estate. If there is no estate, then no payment will be made.

Payments becoming due to your children will be made to:

- the children

OR

- a person we name to receive payments on behalf of your children.

This payment will be valid and effective against all claims by others representing or claiming to represent your children.

## SECTION 6: ADDITIONS TO YOUR LTD PLAN

### ESCALATION BENEFIT

#### WHILE DISABLED, WILL MY MONTHLY PAYMENTS INCREASE?

If you

- meet the LTD elimination period,
- are disabled and not working, or are disabled and earning less than or equal to 20% of your pre-disability earnings,
- continue to be so disabled for 12 or more months,

AND

- are receiving a monthly payment from us as of your anniversary of benefit payments, then we will increase our monthly payment to you for changes in prices, as measured by CPI.

The escalation increase percentage in our monthly payments to you will be 3%, but will not be more than the annual percentage change in the index (CPI) for the prior calendar year.

**CPI means the Urban Wage Earners' and Clerical Workers (CPI-W), U.S. city average, all items and major groups.**

If you continue to be disabled and are not working or are working but earning less than or equal to 20% of your pre-disability earnings, and you are receiving monthly payments from us under this plan, then you will be eligible for additional increases in your payments on each following anniversary of benefit payments.

## SECTION 6: ADDITIONS TO YOUR LTD PLAN

### ESCALATION BENEFIT (continued)

To figure the amount of the monthly payment you receive from us once it has been increased:

- multiply your net monthly payment by the escalation increase percentage;
- then add this amount to your net monthly payment.

**Net monthly payment means our monthly payment to you under the LTD plan prior to receiving escalation increases. To figure increases in our monthly payments to you after the first escalation increase, we will include any escalation increase in the monthly payment from prior years.**

For example:

Your monthly payment is \$1,000.

The escalation increase percentage is 3%.

<u>Adjustment Number</u>	Your monthly payment x (100% + escalation <u>increase percentage</u> ) =	<u>New monthly payment</u>
1	\$1,000 x (100% + 3%) =	\$1,030
2	\$1,030 x (100% + 3%) =	\$1,061
3	\$1,061 x (100% + 3%) =	\$1,092

As a result of escalation increases, you may receive monthly payments from us that are more than the maximum monthly payment.

Escalation increases in our payments to you will cease on the earliest of the following dates:

- the date you are no longer disabled
- the date you are earning more than 20% of your predisability earnings;
- the date you die
- the end of the LTD maximum payment duration

## SECTION 6: ADDITIONS TO YOUR LTD PLAN

### DEPENDENT CARE BENEFIT

If you are Disabled and:

1. Are receiving an LTD benefit under the policy;
2. Are participating in a rehabilitation plan approved by us;
3. Have a dependent who requires dependent care; and
4. Dependent care for your dependent is provided by someone other than a relative;

then you may be eligible to receive a monthly Dependent Care Benefit.

The amount of the Dependent Care Benefit will be actual Dependent Care Expenses incurred each month, subject to a maximum of \$300.

Dependent Care Benefits are payable in addition to your LTD Benefit.

Dependent Care Benefits will stop at the earliest of:

1. The date your LTD benefit terminates;
2. The date you no longer have an eligible dependent;
3. The date you are no longer participating in a rehabilitation plan approved by us;
4. The date you are no longer incurring dependent care expenses for your dependent; or
5. The date on which you have received Dependent Care Benefit payments for 12 months.

**Dependent means a family member who is financially dependent on you and physically or mentally incapable of caring for him or herself. A child under 13 is presumed to be physically or mentally incapable of caring for him or herself.**


**Family member means your child, parent, grandparent, grandchild, sister, or brother related to you by blood, adoption, or marriage.**

**Relative means a spouse, sibling, parent, step-parent, grandparent, aunt, uncle, niece, nephew, son, daughter, or grandchild.**

**Dependent care means active, hands-on help and assistance that is required from another person to perform functions which are essential to your dependent's safety and well-being.**

**Dependent care expenses means the expenses you pay for your dependents for dependent care.**





## Employee Benefits

---

## Insurance Certificate

---

LONG TERM DISABILITY INCOME INSURANCE

CLASS 4



**Symetra Life Insurance Company**  
**777 108th Avenue NE, Suite 1200**  
**Bellevue, Washington 98004-5135**

**Symetra Life Insurance Company is known as Symetra in this certificate.**

**"You" and "your" refer to the insured employee in this certificate.**

**This certificate summarizes the major parts of the policy under which you are insured. Your insurance is subject to all the terms of the policy. This certificate replaces all others previously issued.**

**Signed for Symetra at its Home Office as of the policy effective date.**

**Michael Fry,**  
**Executive Vice President**

**Thomas M. Marra,**  
**President**

**READ THIS CERTIFICATE CAREFULLY**

## GROUP LONG TERM DISABILITY INSURANCE

### CERTIFICATE OF COVERAGE

Policyholder: Gaylord Community Schools

Policy Number: 01 016970 00

Policy Effective Date: January 1, 2016

Policy Insured By: Symetra Life Insurance Company, referred to as “the Company”, “we”, “us”, and “our”.

This is your certificate of coverage as long as you are eligible for coverage and you become insured. You will want to read it carefully and keep it in a safe place.

Your certificate of coverage is written in plain English. There are a few terms and provisions written as required by insurance law. If you have any questions about any of the terms and provisions, please consult our claims paying office. We will assist you in understanding your benefits.

If the terms and provisions of the certificate of coverage (issued to you) differ from the policy (issued to the Policyholder), the policy will govern. Your coverage may be canceled or changed in whole or in part under the terms and provisions of the policy.

The policy is delivered in and is governed by the laws of Michigan and to the extent applicable by the Employee Retirement Income Security Act of 1974 (ERISA) and any amendments.

For purposes of effective dates and ending dates under the group policy, all days begin at 12:00 midnight and end at 12:01 a.m. at the policyholder's address.

## TABLE OF CONTENTS

Your certificate is divided into the following sections:

SECTION 1 - HIGHLIGHTS OF YOUR PLAN

SECTION 2 - GENERAL INFORMATION

SECTION 3 - ELIGIBILITY FOR COVERAGE

SECTION 4 - BENEFIT SPECIFICS

- disability defined
- details on calculating benefit payments
- exclusions and limitations that may apply

SECTION 5 - CLAIM INFORMATION

SECTION 6 - ADDITIONS TO YOUR LTD PLAN

For your ease in finding information in your certificate, we:

- Start each section with a summary of the contents and the terms we define in the section.
- Shade all of the defined terms within a section.

## SECTION 1: HIGHLIGHTS OF YOUR LTD PLAN

This is a brief overview of your plan of benefits. We refer to these terms often throughout this certificate. Whenever we use these terms in the certificate, they have the following meaning, unless we advise you otherwise.

Eligible Class 4 = All full-time employees who are members of the Gaylord Building Principals' Association (GBPA).

You must be working at least 15 hours per week.

Benefit Percentage = 70%

Maximum Payment Amount = \$7,000\*

\* We may reduce the amount we pay to you by other income amounts and any income you earn or receive from any form of employment. Some disabilities may not be covered under this plan.

Minimum Payment Amount = \$100

We may apply all payments to you toward overpayments.

Elimination Period = The later of: 30 days after the date disability begins or the date accumulated sick leave ends.

Pre-disability earnings means your gross monthly rate of earnings from the employer in effect just prior to the date disability begins. It does not include commissions, bonuses, overtime pay or other extra compensation.

If your disability begins while you are on a covered layoff or leave of absence, we will use your pre-disability earnings from the employer in effect just before the date your absence begins.

Our payments to you will be based on the amount of your pre-disability earnings covered by this plan and for which premium has been paid.

**SECTION 1: HIGHLIGHTS OF YOUR LTD PLAN  
(continued)**

Maximum Payment Duration

Social Security Normal Retirement Age

<u>Age When Disability Begins</u>	<u>Maximum Payment Duration</u>
Less than age 62	To Social Security Normal Retirement Age (SSNRA)
62	60 months
63	48 months
64	42 months
65	36 months
66	30 months
67	24 months
68	18 months
69 and over	12 months

**Social Security Normal Retirement Age (SSNRA) means the age at which you are eligible for Social Security full retirement benefits.**

Waiting Period:

If you are in an eligible class on or before the plan effective date: None.

If you are entering an eligible class after the plan effective date: None.

If your employment ends and you are rehired by the same employer within 1 year, we will apply your previous employment in an eligible class toward completing the waiting period. All other provisions of this plan apply.

Cost of Coverage:

The employer pays the cost of your coverage.

Waiver of Premium: The cost of your coverage will be suspended for any period of time during which you are disabled under this plan and eligible to receive a monthly payment from us. If you return to active employment with the employer, and want your coverage to continue, the cost of your coverage must begin to be paid again.

Noninsurance benefits:

From time to time we may offer or provide to you noninsurance benefits and services. In addition, we may arrange for third party service providers to give access to you to discounted goods and services. While we have arranged for this access, the third party service providers are liable to you for the provision of such goods and/or services. We are not responsible for the provision of such goods and/or services nor are we liable for the failure of the provision of the same. Further, Symetra is not liable to you for the negligent provision of such goods and/or services by third party service providers.

## SUMMARY OF THE GENERAL INFORMATION SECTION 2

What will you find in this section?

- information we have access to
- how we use statements made in applying for coverage
- insurance fraud
- time limits for legal proceedings

What terms do we define in this section?

- you
- we
- us
- our
- employee
- employer
- insured
- plan

## SECTION 2: GENERAL INFORMATION

### WHAT IS THE CERTIFICATE OF COVERAGE?

This certificate of coverage is a written statement prepared by us and may include attachments. It tells you:

- the coverage to which you may be entitled
- to whom we make payments

AND

- the limitations, exclusions and requirements applying to a plan.

**You means an employee who is eligible for the coverage of this plan.**

**We, us and our means the Insurance Company named on the first page of your Certificate of Coverage.**

**Employee means a person who is a citizen or permanent resident of the United States in active employment with the employer unless we advise you otherwise. This plan excludes temporary and seasonal workers from coverage.**

**Employer means individual, company or corporation where you are in active employment, and includes any division, subsidiary or affiliated company named in the policy.**

**Insured means a person covered under this plan.**

**Plan means a line of coverage under the policy.**



## **SECTION 2: GENERAL INFORMATION (continued)**

### **TO WHAT INFORMATION DO WE HAVE ACCESS?**

The employer will give us information about you including:

- if you are eligible for coverage
- if your amount of coverage changes, including salary change information
- if your coverage terminates
- other information we may reasonably require.

The employer's records that we believe have a bearing on coverage under this plan are open for our inspection at any reasonable time.

Clerical error or omission will not:

- prevent you from receiving coverage
- affect the amount of your coverage

OR

- effect or continue your coverage if it should not be in effect or continue in effect.

### **HOW CAN WE USE STATEMENTS YOU OR THE EMPLOYER MADE IN APPLYING FOR COVERAGE?**

We consider any statements you or the employer made in a signed application for coverage a representation and not a warranty. If any of the statements you or the employer made are not complete and/or not true at the time they were made, we can:

- reduce or deny any claim

OR

- cancel your coverage back to the date your coverage became effective.

We will use only statements made in a signed application as a basis for doing this. You will receive a copy of the signed application.

## **SECTION 2: GENERAL INFORMATION (continued)**

### **HOW WILL WE HANDLE INSURANCE FRAUD?**

We promise to focus on all means necessary to support fraud detection, investigation, and prosecution. It is a crime if you or the employer knowingly, and with intent to injure, defraud or deceive us, file a claim containing any false, incomplete or misleading information. These actions, as well as submission of false information, will result in denial of your claim, and are subject to prosecution and punishment to the full extent under state and/or federal law. We will pursue all appropriate legal remedies in the event of insurance fraud.

### **WHAT IF FACTS ABOUT YOU ARE NOT ACCURATE?**

If relevant facts about you were not accurate, then we will use accurate information to decide if your coverage should be in effect and what your amount of coverage should be. If the cost of your coverage is affected, we will make a fair adjustment in the cost.

### **DOES THE EMPLOYER ACT AS YOUR AGENT?**

For all purposes of the policy, the employer acts on its own behalf or as your agent. The employer is not our agent.

### **WHAT ARE THE TIME LIMITS FOR LEGAL PROCEEDINGS?**

You can start legal action regarding your claim 60 days after the date you sent us proof of claim. You have up to three years after the date you sent us proof of claim to start legal action, unless otherwise provided by law.

### **DOES THIS PLAN REPLACE OR AFFECT ANY REQUIREMENT FOR WORKERS' COMPENSATION OR STATE DISABILITY INSURANCE?**

The plan does not replace or affect requirements for coverage by Workers' Compensation Insurance or state disability insurance.

## SUMMARY OF THE ELIGIBILITY FOR COVERAGE SECTION 3

What will you find in this section?

- eligibility for coverage
- waiting period
- when coverage becomes effective
- evidence of insurability requirements
- what happens to coverage during a layoff, leave of absence or a family or medical leave of absence
- when coverage under this plan ends

What terms do we define in this section?

- waiting period
- active employment
- work site
- evidence of insurability
- layoff
- leave of absence
- family or medical leave of absence

## SECTION 3: ELIGIBILITY FOR COVERAGE

### WHEN ARE YOU ELIGIBLE FOR COVERAGE?

If you are in an eligible class you may apply for coverage under this plan on the later of:

- the date the plan is effective;

OR

- the date you complete the waiting period.

### WHAT IS YOUR WAITING PERIOD?

Your waiting period appears in the PLAN HIGHLIGHTS.

**Waiting period is the number of days you must be in active employment in an eligible class before you may apply for coverage.**

If you have been continuously employed by the employer but were not in an eligible class, we will apply any prior period of work with the employer toward the waiting period.

**Active employment means you are:**

- **working for the employer at your work site for earnings the employer pays on a regular basis;**

**AND**

- **performing the material and substantial duties of your regular occupation.**

**Active employment includes normal non-work days such as vacation, weekends and holidays including summer vacation as defined by your employer.**

**Your work site must be:**

- **the employer's usual place of business;**
- **an alternative location if directed by the employer;**

**OR**

- **a location to which your occupation requires you to travel.**

**SECTION 3: ELIGIBILITY FOR COVERAGE  
(continued)**

**WHEN DOES YOUR COVERAGE BECOME EFFECTIVE?**

Your coverage will be effective on the day determined as follows:

If you apply for coverage within the first 31 days after the date you are first eligible to apply  
AND

-you are paying for some or all THEN your coverage is effective on  
of the cost of your coverage the date you apply.

OR

-you are not paying for any of THEN your coverage is effective on  
the cost of your coverage the date you are eligible.

### SECTION 3: ELIGIBILITY FOR COVERAGE (continued)

#### WHEN IS EVIDENCE OF INSURABILITY REQUIRED?

You will need to provide evidence of insurability to us with your application if you:

- apply for coverage more than 31 days after the date you are first eligible to apply;
- OR
- voluntarily terminate your coverage and want to reapply for coverage;
- OR
- apply for an amount of coverage for which we require proof of insurability.

You must apply for coverage in writing through the employer and use an application form that is satisfactory to us. Your coverage will be effective on the date we approve your application.

**Evidence of insurability means a statement of your medical history which we will use to assess if you will be approved for coverage.**

#### WHAT IF YOU ARE NOT IN ACTIVE EMPLOYMENT ON THE DATE YOUR COVERAGE WOULD BE EFFECTIVE?

If you are not in active employment as a result of your injury or a sickness then your coverage will be effective on the date you return to active employment. This applies to your initial coverage, as well as any increases or additions to coverage occurring after your initial coverage is effective.

#### WILL YOUR COVERAGE CONTINUE IF YOU ARE ON A LAYOFF OR LEAVE OF ABSENCE?

Your employer may continue your coverage if you are on a layoff or on an approved leave of absence. Your coverage may continue through the end of the month following the month in which your layoff or leave of absence begins. The cost of your coverage must be paid during the layoff or leave of absence period.

**Layoff or leave of absence means the employer has agreed in writing and in advance to a temporary absence from active employment for a specified period of time. Your normal vacation time or any period of disability is not considered a temporary layoff or leave of absence.**

### SECTION 3: ELIGIBILITY FOR COVERAGE (continued)

#### WHAT HAPPENS TO YOUR COVERAGE IF YOU ARE ON A FAMILY OR MEDICAL LEAVE OF ABSENCE?

If you are on a family or medical leave of absence, your coverage will be governed by the employer's Human Resource policy on family and medical leaves of absence.

We will continue your coverage if the following conditions are met:

- premiums for the cost of your continued coverage are paid;

AND

- your leave is approved in advance and in writing by the employer.

Your coverage will continue for up to the greater of:

- the leave period required by the Federal Family and Medical Leave Act of 1993, and any amendments;

OR

- the leave period required by applicable state law.

While you are on an approved family or medical leave of absence, we will use earnings from your regular occupation you were performing just prior to the date your leave of absence started to determine our payments to you.

If your coverage does not continue during a family or medical leave of absence, then when you return to active employment:

- you will not have to meet a new waiting period, including a waiting period for coverage of a pre-existing condition;

AND

- you will not have to give us evidence of insurability to reinstate the coverage you had in effect before your leave began.

**Family and medical leave of absence means a leave of absence for the birth, adoption or foster care of a child, or for the care of you, your child, spouse or parent who has a serious health condition as those terms are defined by the Federal Family and Medical Leave Act of 1993 and any amendments, or by applicable state law.**

### **SECTION 3: ELIGIBILITY FOR COVERAGE (continued)**

#### **WHEN DOES YOUR COVERAGE UNDER THIS PLAN END?**

Your coverage under this plan will end on the earliest of the following:

- the date the policy or plan terminates;
- the date you are no longer in an eligible class;
- the date your class is no longer eligible for coverage;
- the last day for which premium for your coverage has been paid;
- the date you cease active employment due to a labor dispute, including but not limited to strike, work slowdown, or lockout;
- the date you cease active employment with the employer, unless you are disabled or on an approved layoff or leave of absence.

We will provide coverage for a payable disability claim that occurs while you are covered under the policy or plan.



## SUMMARY OF THE LONG TERM DISABILITY BENEFIT SPECIFICS SECTION 4

What will you find in this section?

- what disability means
- when monthly payments start
- returning to work during the elimination period
- requirements of care from a doctor
- when will we not cover a disability
- what happens if the employer changes insurance plans
- our payment if you are disabled and not working
- our payment if you are disabled and working
- what are (and are not) other income amounts
- cost of living increases to any other income amounts
- payment limitations
- when monthly payments stop
- temporary recovery

What terms do we define in this section?

- disability
- material and substantial duties
- regular occupation
- reasonable employment option
- gainful occupation
- sickness
- injury
- elimination period
- regular care
- doctor
- pre-existing condition
- treatment
- prior group insurance plan
- maximum monthly payment
- gross monthly payment
- minimum monthly payment
- maximum capacity
- retirement plan
- disability benefits under a retirement plan
- retirement benefits under a retirement plan
- eligible retirement plan
- mental illness
- maximum payment duration

## SECTION 4: LONG TERM DISABILITY BENEFIT SPECIFICS

### WHAT DOES DISABILITY MEAN?

**Disabled/Disability** means our determination that your sickness or injury began while you are covered under the policy and:

- during the elimination period and for the first 24 months of disability benefits, prevents you from performing with reasonable continuity the material and substantial duties of your regular occupation and a reasonable employment option offered to you by the employer and, as a result, the income you are able to earn is less than or equal to 80% of your pre-disability earnings.
- After the first 24 months of disability benefits, prevents you from performing with reasonable continuity the material and substantial duties of any gainful occupation and, as a result, the income you are able to earn is less than or equal to 80% of your pre-disability earnings.

**Material and substantial duties** are the duties that:

- are normally required for the performance of the occupation;
- AND**
- cannot be reasonably omitted or changed.

limited reg occ  
w/ residual

## SECTION 4: LONG TERM DISABILITY BENEFIT SPECIFICS (continued)

**Regular occupation means the occupation, as it is performed nationally, that you are routinely performing when your disability begins. Your regular occupation does not mean the job you are performing for a specific employer or at a specific location.**

**Reasonable employment option means an employment position with the employer for which you are able to perform the material and substantial duties given your education, training and experience. If you have been working in a reasonable employment option for 6 months or more, the reasonable employment option will then be considered your regular occupation.**

**Gainful occupation means any occupation that your past training, education, or experience would allow you to perform or for which you can be trained.**

**Sickness means an illness or disease. It also includes an injury which occurs before you are insured. It does not include risk of sickness.**

**Injury means a bodily injury that occurs while you are insured and is the direct result of an accident and not related to any other cause. It does not include risk of injury.**

### Related Rules:

You will not be considered disabled from work in an occupation because of a reduction in your earnings resulting from a change in economic conditions or other factors that are not directly related to your sickness or injury. Examples of factors that we will not consider in determining whether you are disabled include, but are not limited to, recession, job obsolescence, job restructuring or elimination, pay cuts, and job sharing.

You will not be considered disabled from work in an occupation solely because of:

1. Your employer's work schedule that is inconsistent with the normal work schedule of your regular occupation;
2. Your relationship with your employer or other employees of the employer; or
3. The physical relationship of your employer's workplace that is inconsistent with the normal physical environment of your regular occupation.

You will not be considered disabled from work in an occupation solely because of the loss, suspension, restriction, surrender, or failure to maintain a required state or federal license to engage in the occupation.

You will not be considered disabled from work in an occupation solely because of your inability to work more than 40 hours per week in the occupation, even if you were regularly required to work more than 40 hours per week prior to becoming disabled.

Your disability must begin while you are covered under the policy.

use when disability contains  
a gainful occupation period

**SECTION 4: LONG TERM DISABILITY BENEFIT SPECIFICS  
(continued)**

**DOES YOUR DISABILITY NEED TO CONTINUE FOR A PERIOD OF TIME BEFORE OUR PAYMENTS TO YOU BEGIN?**

Your disability must continue through the elimination period before we begin making payments to you.

**Elimination period is a period of continuous days of disability. The elimination period begins on the first day of your disability.**

**WHAT HAPPENS IF YOU RETURN TO WORK DURING THE ELIMINATION PERIOD?**

We will consider your disability continuous if you have one or more periods of temporary recovery during the elimination period for a maximum of 30 days AND become disabled again due to the same sickness or injury.

Temporary recovery means any time when we do not consider you to be disabled. The days you are not disabled will not count toward the elimination period.

acc of ep = 30 days

**SECTION 4: LONG TERM DISABILITY BENEFIT SPECIFICS  
(continued)**

**DO YOU NEED TO BE UNDER THE CARE OF A DOCTOR?**

We require you to be under the regular care of a doctor for the sickness or injury causing your disability in order to be eligible to receive payments from us.

**Regular care means:**

- **you personally visit a doctor as often as is medically required to effectively manage and treat your disabling condition(s), according to generally accepted medical standards;**

**AND**

- **you are receiving appropriate treatment and care, according to generally accepted medical standards. Treatment and care for the sickness or injury causing your disability must be given by a doctor whose specialty or experience is appropriate.**

**Doctor means a person:**

- **regularly performing tasks that are within the limits of the person's medical license;**

**AND**

- **who is licensed to practice medicine and prescribe and administer drugs or to perform surgery;**
- **with a doctoral degree in Psychology (Ph.D. or Psy.D.) and whose primary practice is treating patients; OR**
- **who is a legally qualified medical practitioner according to the laws and regulations of the jurisdiction in which regular care is being given.**

We will not recognize you, your spouse, children, parents, or siblings as a doctor for a claim you submit.

## **SECTION 4: LONG TERM DISABILITY BENEFIT SPECIFICS (continued)**

### **MAY WE REQUIRE YOU TO BE EXAMINED OR INTERVIEWED BY INDIVIDUALS OTHER THAN THE DOCTOR PROVIDING REGULAR CARE?**

We may require you to be examined by doctor(s), other medical practitioner(s) or vocational expert(s) of our choice. We will pay for this examination. We can require an examination as often as it is reasonable to do so. In addition, we may require an interview with you by an authorized representative of ours.

### **WHEN WILL WE NOT COVER A DISABILITY?**

We will not cover a disability if it is due to:

- war, declared or not, or any act of war;
- intentionally self-inflicted injuries or illness, while sane or insane;
- your active participation in a riot;
- your attempt to commit or your commission of a felony under federal or state law, or your being engaged in an illegal occupation;
- your service in the armed forces, military reserves or National Guard of any country or International authority, or in a civilian unit serving with such forces;
- cosmetic or reconstructive surgery, except for complications arising from any such surgery or for surgery necessary to correct a deformity caused by accidental injury or sickness;
- an accident resulting from or caused by your operation of a motor vehicle while intoxicated according to the laws of the jurisdiction where the accident occurred; or
- an accident resulting from or caused by your being under the influence of drugs or any controlled substance, unless taken as prescribed by your doctor.

**No benefits are payable for any period of disability during which you are incarcerated in a penal or correctional facility for a period of 30 or more consecutive days or for which you are not under the regular care of a doctor.**

If your professional or occupational license or your certification is suspended, revoked or surrendered, loss of your license or certification, by itself, does not mean you are disabled.

## **SECTION 4: LONG TERM DISABILITY BENEFIT SPECIFICS (continued)**

### **WHEN WILL WE COVER A DISABILITY DUE TO A PRE-EXISTING CONDITION?**

We will cover your disability if it is caused by, contributed to by, or results from a pre-existing condition and your disability begins after you have been insured for 12 consecutive months after the effective date of your coverage. If you do not meet this time period requirement, your disability is excluded from coverage under this plan.

**Pre-existing condition is a sickness or injury for which you received treatment within the three months prior to your effective date of coverage.**

**Treatment includes:**

- consulting with a doctor;
- receiving care or services from a doctor or from other medical professionals a doctor recommends you see;
- taking prescribed medicines;
- being prescribed medicines;
- you should have been taking prescribed medicines but chose not to;
- receiving diagnostic measures.

**SECTION 4: LONG TERM DISABILITY BENEFIT SPECIFICS  
(continued)**

**WHAT IF THE EMPLOYER CHANGES INSURANCE PLANS AND YOU ARE NOT IN ACTIVE EMPLOYMENT DUE TO AN INJURY OR SICKNESS ON THE EFFECTIVE DATE OF THIS PLAN?**

**Continuity of Coverage**

We will cover you under this plan if you were insured by the prior group insurance plan, and the cost of your coverage under the prior group insurance plan was paid.

Our payments to you will be limited to the monthly amount the prior group insurance plan would have paid you had the plan stayed in effect. Our payments will be reduced by any amount the prior group insurance plan is responsible for paying.

**Prior group insurance plan means the group long term disability plan in effect with the employer just before the effective date of this plan.**



**SECTION 4: LONG TERM DISABILITY BENEFIT SPECIFICS  
(continued)**

**WHAT IF YOU WERE INSURED BY THE PRIOR GROUP INSURANCE PLAN AND BECAME DISABLED UNDER THIS PLAN DUE TO A PRE-EXISTING CONDITION?**

**Continuity of Coverage**

If you were insured by the prior group insurance plan just before you become eligible for coverage under this plan; you are in active employment; and you are insured under this plan, then you may be eligible for payments from us under this plan if your disability is due to a pre-existing condition.

In order to receive payments from us, you must meet the pre-existing condition exclusion of:

- this plan;

OR

- the prior group insurance plan had the plan stayed in effect.

We will consider the total amount of time you were continuously insured under both the prior group insurance plan and this plan to determine if you satisfy the pre-existing condition exclusion. If you cannot satisfy the pre-existing condition exclusion of either plan then we will not pay you a disability benefit.

We will determine our payments to you using the provisions of this plan, but your monthly payment will not be more than the maximum monthly payment of the prior group insurance plan. Your monthly payments will end on the earlier of the following dates:

- the end of the maximum payment duration under this plan;

OR

- the date benefits would have ended under the prior group insurance plan if the plan had stayed in effect.

**SECTION 4: LONG TERM DISABILITY BENEFIT SPECIFICS  
(continued)**

**HOW MUCH WILL OUR MONTHLY PAYMENT TO YOU BE IF YOU ARE DISABLED AND NOT WORKING OR DISABLED AND WORKING, EARNING LESS THAN 20% OF YOUR PRE-DISABILITY EARNINGS?**

Our payment will be figured by using the following Steps 1 through 4:

- Step 1: Multiply your monthly pre-disability earnings by the benefit percentage.
- Step 2: Multiply your monthly pre-disability earnings by 70%. Subtract any other income amounts except any income you earn or receive from any form of employment or income you could have earned from working to your maximum capacity.
- Step 3: Compare the results from Steps 1 and 2 with the maximum monthly payment for this plan.
- Step 4: The payment you may receive is the lesser of the amounts from Step 3.

**HOW MUCH WILL OUR MONTHLY PAYMENT TO YOU BE IF YOU ARE DISABLED AND WORKING, EARNING BETWEEN 20% AND 80% OF YOUR PRE-DISABILITY EARNINGS?**

Our payment to you for 12 months will be figured by using the following Steps 1 through 4:

- Step 1: Multiply your monthly pre-disability earnings by the benefit percentage.
- Step 2: From 100% of your monthly pre-disability earnings subtract any other income amounts including current income you earn or receive from any form of employment or income you could have earned from working to your maximum capacity.
- Step 3: Compare the results from Steps 1 and 2 with the maximum monthly payment for this plan.
- Step 4: The payment you may receive is the lesser of the amounts from Step 3.

Our payment to you after 12 months will be figured by using the following Steps 1 through 4:

- Step 1: Multiply your monthly pre-disability earnings by the benefit percentage.
- Step 2: Multiply your monthly pre-disability earnings by 70%. Subtract from this amount:
  - 100% of any other income amounts except any income you earn or receive from any form of employment, but including any income you could have earned from working to your maximum capacity; AND
  - 50% of any income you earn or receive from any form of employment. This is the payment that you may receive.
- Step 3: Compare the results from Steps 1 and 2 with the maximum monthly payment for this plan.
- Step 4: The payment you may receive is the lesser of the amounts from Step 3.

Your loss of earnings must be as a result of or due to the same sickness or injury for which you are disabled.

## **SECTION 4: LONG TERM DISABILITY BENEFIT SPECIFICS (continued)**

### **WHAT IF YOUR CURRENT INCOME FLUCTUATES?**

If your current income fluctuates, we may average amounts over a three (3) consecutive month period of time.

**IF YOU ARE DISABLED AND WORKING, EARNING MORE THAN 80% OF YOUR PRE-DISABILITY EARNINGS, NO PAYMENT WILL BE MADE.**

**Maximum monthly payment means the maximum monthly amount for which you are insured under this plan.**

**Minimum monthly payment means the minimum monthly amount for which you are insured under this plan, except where necessary to recover an overpayment.**

**Gross monthly payment means the maximum payment amount before we subtract other income amounts.**

Your pre-disability earnings, benefit percentage, and maximum monthly payment appear in the PLAN HIGHLIGHTS.

### **WHAT IF YOU ARE DISABLED FOR ONLY PART OF A MONTH?**

Your monthly payment from us is pro-rated. This means that if you are disabled for only part of a month, you will receive a payment equal to 1/30th of a full monthly payment for each day of the month you are disabled.

## SECTION 4: LONG TERM DISABILITY BENEFIT SPECIFICS (continued)

### WHAT ARE OTHER INCOME AMOUNTS?

These are amounts, other than payments you are receiving from us, that include:

1. any benefits and awards you receive or are eligible to receive under:
  - a. Workers' Compensation Law;
  - b. occupational disease law;
  - c. any other similar act or law.
  
2. any disability income benefits you receive or are eligible to receive under:
  - a. any compulsory benefit act or law;
  - b. any other group insurance plan with the employer or with an association;
  - c. any other group insurance plan with another employer which you become insured under after your disability under this plan begins;
  - d. any governmental retirement system as a result of your job with the employer.

Long term disability payments are primary under this policy, meaning our payments to you will be reduced by any short term disability payments under a policy with the employer.

3. any benefits under the United States Social Security Act, The Canada Pension Plan, The Quebec Pension Plan and includes any similar plan or act. Benefits include:
  - a. disability benefits you, your spouse, or your children receive or are eligible to receive as a result of your disability;
  - b. retirement benefits you receive, your spouse or your children receive as a result of your receipt of retirement benefits.

If your disability begins after your 70th birthday, and you were receiving Social Security retirement benefits before your disability began, then we will not reduce our payments to you by these retirement benefits.

4. any benefits you receive from the employer's sick leave or formal salary continuation plan.
  
5. any income you earn or receive from any form of employment, including any income you could have earned while disabled by working to your maximum capacity, but you do not do so. We may require you to send us proof of your income. We will adjust our payment to you based on this information. As a part of the proof of income, we can require you to send us appropriate tax and financial records we believe we need to substantiate your income.

**Maximum capacity means, based on the limiting factors of your identified sickness or injury, the greatest extent of work you are able to do in an occupation from which you must be considered disabled in order to receive disability benefits.**

Primary/Family

## SECTION 4: LONG TERM DISABILITY BENEFIT SPECIFICS (continued)

6. any benefits from the employer's retirement plan you:
  - a. receive as disability benefits;
  - b. voluntarily choose to receive as retirement benefits;
  - c. receive as retirement benefits once you reach the greater of age 62 or normal retirement age (as defined in the employer's retirement plan).

Regardless of how the retirement funds from the plan are distributed, for the purposes of figuring our payment to you, we consider employee and employer contributions to be distributed at the same time throughout your lifetime.

This plan does not reduce payments you receive from us for your contributions to the employer's retirement plan, or for amounts you rollover or transfer to an eligible retirement plan.

**Retirement plan is a defined contribution plan or defined benefit plan. These are plans that provide retirement benefits to employees and are not funded entirely by employee contributions.**

**Disability benefits under a retirement plan are benefits that are paid due to disability and which do not reduce the retirement benefit that would have been paid if the disability had not occurred.**

**Retirement benefits under a retirement plan are benefits that are paid based on the employer's contribution to the retirement plan. Disability benefits that reduce the retirement benefit under the plan will also be considered a retirement benefit.**

**Eligible retirement plan is defined in §402 of the Internal Revenue Code of 1986 and includes future amendments to §402 affecting the definition.**

**SECTION 4: LONG TERM DISABILITY BENEFIT SPECIFICS  
(continued)**

7. any benefits for loss of time or lost wages you receive from the mandatory portion of a no-fault motor vehicle insurance plan, or automobile liability insurance policy.
8. any amounts you receive under any unemployment compensation law.
9. any amounts you receive from a third party (after subtracting attorney's fees) by judgment, settlement or otherwise.

If you receive any of the other income amounts in a lump sum payment, we will pro-rate the lump sum on a monthly basis over the time period for which the sum was given. If no time period is stated, the sum will be pro-rated on a monthly basis to the end of your maximum payment duration.

Other income amounts must be payable as a result of the same disability for which you are receiving a payment from us, except for retirement benefits and any income you earn or receive from any form of employment.

**WHAT IF SUBTRACTING OTHER INCOME AMOUNTS RESULTS IN A ZERO PAYMENT TO YOU?**

We will pay you a minimum monthly payment under this plan, subject to any overpayments.

**SECTION 4: LONG TERM DISABILITY BENEFIT SPECIFICS  
(continued)**

**DO WE HAVE THE RIGHT TO ESTIMATE OTHER INCOME AMOUNTS?**

We have the right to estimate the amount of benefits you may be eligible to receive under Other Income Amounts, items 1, 2 and 3a. We can reduce our monthly payment to you by this estimated amount if you:

- have not been awarded such benefits but have not been denied such benefits;

OR

- have been denied such benefits and the denial is being appealed;

OR

- are reapplying for such benefits.

We will not reduce our payments to you by these estimated amounts if you:

- apply (or reapply) for benefits and appeal your denial through all of the administrative levels we believe are necessary;

AND

- sign our payment option form stating you promise to pay back to us any overpayment of benefits caused by an award.

If we reduce our payment to you by an estimated amount:

- then we will adjust our payments to you when you give us proof of the amount awarded;

OR

- we will give you a lump sum refund of the estimated amount if you were denied benefits and have completed all appeals (or reapplications) we believe are necessary.

## **SECTION 4: LONG TERM DISABILITY BENEFIT SPECIFICS (continued)**

### **WHAT ARE NOT OTHER INCOME AMOUNTS?**

We will not subtract from our payments to you any amounts you receive from the following:

- 401(k) plans
- profit sharing plans
- thrift plans
- tax sheltered annuities
- stock ownership plans
- credit disability insurance
- non-qualified plans of deferred compensation
- pension plans for partners
- military pension and military disability income plans
- a retirement plan from another employer
- individual retirement accounts (IRA)
- informal salary continuation plan
- benefits from individual disability plans

### **WHAT HAPPENS IF YOU RECEIVE A COST OF LIVING INCREASE TO ANY OTHER INCOME AMOUNTS?**

Other than for increases in any income you earn or receive from any form of employment, once we have subtracted an other income amount from your gross disability payment, we will not further reduce our payment to you due to a cost of living increase in any other income amount.



**SECTION 4: LONG TERM DISABILITY BENEFIT SPECIFICS  
(continued)**

**WHEN WILL YOU RECEIVE A LIMITED NUMBER OF PAYMENTS FROM US FOR A DISABILITY?**

If your disability is caused or contributed to by mental illness we will pay you a monthly payment for a maximum of 24 months in your lifetime. We will not pay you a monthly payment beyond the maximum payment duration.

**Mental illness means disability caused or contributed to by psychiatric or psychological conditions, regardless of cause, and includes:**

- **schizophrenia;**
- **depression;**
- **manic depressive or bipolar illness;**
- **anxiety;**
- **personality disorders;**
- **adjustment disorders;**
- **other conditions usually treated by a mental health provider or other qualified provider using psychotherapy, psychotropic drugs or other similar methods of treatment.**

This limitation does not apply to dementia, if due to:

- stroke;
- trauma;
- viral infection;
- Alzheimer's disease;
- other such conditions not listed above which are not usually treated by a mental health provider using psychotherapy; psychotropic drugs or other similar methods of treatment.

## SECTION 4: LONG TERM DISABILITY BENEFIT SPECIFICS (continued)

### WHEN WILL OUR PAYMENTS TO YOU STOP?

We will stop payments on the earliest of the following dates:

- the date you are no longer disabled according to this plan;
- the date you reach the end of the maximum payment duration;

**Maximum payment duration means the period of time during which we will send you a monthly payment. Your maximum payment duration is based on your age when you become disabled and appears in the PLAN HIGHLIGHTS.**

- during the first 24 months of disability benefits, the date your current earnings exceed 80% of your pre-disability earnings; after the first 24 months of disability benefits, the date your current earnings exceed 80% of your pre-disability earnings. If your current earnings fluctuate, we may average your current earnings over a three (3) consecutive month period of time instead of stopping your payment on the date your current earnings reach the earnings limit;
- the date you die;
- the date you fail to provide proof of continuing disability;
- the date you refuse to participate in an approved rehabilitation program;
- the date you cease to be under the regular care of a doctor, or refuse to undergo, at our expense, an examination or testing by a doctor or vocational, rehabilitation, or health assessment testing when we require such examination or testing;
- the date you refuse to receive medical treatment, including taking prescribed medicines, that your doctor has recommended and that is generally acknowledged by doctors to cure or improve the sickness or injury for which you are claiming benefits under the policy so as to reduce its disabling effect;
- the date you refuse to make a good faith effort to adhere to necessary wellness programs that your doctor has recommended and that are generally acknowledged by doctors to cure or improve the sickness or injury for which you are claiming benefits under the policy so as to reduce its disabling effect. We will work with your treating doctor to determine the necessary wellness programs, if any, in accordance with generally accepted medical standards.

We will give you 30 days prior written notice of our intent to apply this provision to terminate benefits. During those 30 days you will have an opportunity to begin or resume reasonable efforts to adhere to the medically necessary Wellness Programs. We will not terminate benefits if there is no reasonable basis for believing that you will be able to return to productive employment in your regular occupation or another gainful occupation on a full-time or part-time basis if you adhere to the recommended wellness programs.

**Wellness programs include, but are not limited to, appropriate programs for dietary and nutritional improvement, weight management, smoking cessation, abstention from the excessive or illegal use of alcohol or narcotics, regular participation in exercise activities, stress management, pain management, behavioral therapy, coaching, and the regular taking of prescribed medications.**

limited reg occ  
disability w/o ADL

## SECTION 4: LONG TERM DISABILITY BENEFIT SPECIFICS (continued)

### WHEN WILL OUR PAYMENTS TO YOU STOP? - continued

- the date you refuse to try or attempt to work with the assistance of:
  1. modifications made to your work environment, functional job elements or work schedule; or
  2. adaptive equipment or devices,that a qualified doctor has indicated will accommodate the limiting factors of the sickness or injury for which you are claiming benefits under the policy and will enable you to perform the material and substantial duties of an occupation from which you must be considered disabled in order to receive disability benefits;
- if you are considered to reside outside the United States. You will be considered to reside outside the United States if you have been outside the United States for a total period of 6 months or more during any 12 consecutive months of disability benefits.

limited reg occ  
disability w/o ADL

**SECTION 4: LONG TERM DISABILITY BENEFIT SPECIFICS  
(continued)**

**WHAT HAPPENS IF YOU HAVE A TEMPORARY RECOVERY BUT YOU BECOME DISABLED AGAIN DUE TO THE SAME INJURY OR SICKNESS AS A PRIOR DISABILITY?**

If you return to work and are no longer disabled, and the same sickness or injury causes your disability to occur again within six months of the date the prior disability ended, we will resume our monthly payments to you if you were continuously insured under the plan for the period of your temporary recovery. You will not need to complete a new elimination period for this disability.

Your current period of disability will be subject to the same terms of the plan that applied to your prior period of disability.

If you become entitled to payments under any other group long term disability plan (including a plan with the employer that became effective after your disability began), you will not be eligible for payments under this plan.

A disability due to other causes will be treated as a new disability and will be subject to all of the provisions of this plan.

## SUMMARY OF THE CLAIM INFORMATION SECTION 5

What will you find in this section?

- notifying us of a claim
- giving us proof of claim
- filing a claim
- information needed in the proof of claim
- when payments to you begin
- who we make payments to

## **SECTION 5: CLAIM INFORMATION**

### **WHEN DO YOU NOTIFY US OF A CLAIM?**

You need to notify us in writing of your claim within 30 days prior to the end of the elimination period. If you are not able to notify us within this time, then you need to notify us as soon as reasonably possible. Notice includes a notice you give, or which is given on your behalf, to us, or to an authorized agent of ours.

### **WHEN DO YOU NEED TO GIVE US PROOF OF YOUR CLAIM?**

Early proof of claim will allow us to make a timely claim decision. You need to send to us written proof of your claim within the first 90 days after the elimination period ends. If you are unable to give us proof of your claim within this time, then you must give us proof of your claim within the next 12 months. If you do not have the legal capacity to make responsible decisions concerning yourself, then you may give us proof of your claim after this period.

You must notify us immediately when you return to work in any capacity.

### **HOW DO YOU FILE A CLAIM?**

You can get a claim form from the employer, or you may ask us for a form. If you ask us for a claim form, but you do not receive the form from us within 15 days after asking for it, then you should send written proof of your claim to us without waiting for the form.

You and the employer must fill out your claim form. Once you and the employer have completed the claim form, give the claim form to the doctor providing you regular care for your sickness or injury causing disability. The doctor must fill out the physician section of the form. Send the completed form to us within the stated time frames.

## **SECTION 5: CLAIM INFORMATION (continued)**

### **WHAT INFORMATION DO YOU NEED TO INCLUDE IN YOUR PROOF OF CLAIM?**

Your proof of claim must include:

- that you are under the regular care of a doctor;
- the date your disability began;
- the cause of your disability as determined by objective medical tests and examinations acceptable to the medical community;
- the extent of your disability, including restrictions and limitations which prevent you from performing your regular occupation;
- the name and address of all hospital(s) or institution(s) where you received treatment, including all doctors who provided regular care;
- appropriate documentation of your earnings.

We may request that you send proof of continuing disability indicating that you are under the regular care of a doctor. We must receive this proof within 30 days of the date we ask for it. In some cases, we will require you to give us authorization to obtain additional medical and non-medical information as part of your proof of claim. We may temporarily suspend our payments to you if you do not cooperate, or do not submit the appropriate information.

### **WHEN WILL YOU BEGIN TO RECEIVE PAYMENTS?**

Once we approve your claim, you will begin to receive payments after you complete the elimination period. We will send you a payment for any period for which we are liable. If the policy or a plan is canceled, the cancellation will not affect a payable claim.

### **WHO DO WE MAKE PAYMENTS TO?**

We will make all payments to you.

### **WHAT HAPPENS IF WE OVERPAY YOUR CLAIM?**

We have the right to recover overpayments due to:

- fraud;
- an error we make in processing your claim;
- your receipt of other income amounts.

If we determine that we overpaid your claim, then we require you repay us in full. We will determine the method by which you will repay us. We reserve the right to apply our future payments to you toward overpayments. We have the right to recover overpayments from your eligible survivors or estate. We will not recover more money from you than the amount we paid to you.

## **SUMMARY OF THE ADDITIONS TO YOUR LTD PLAN SECTION 6**

What will you find in this section?

Other services and additional benefits are explained in this section and may be applicable to your plan.



## SECTION 6: ADDITIONS TO YOUR LTD PLAN

### WORKPLACE MODIFICATION BENEFIT

If you are disabled and are receiving a payment from us, an additional workplace modification benefit may be payable to the employer for your benefit. We will reimburse the employer for up to 100% of reasonable costs the employer incurs through modifications to the workplace to accommodate your return to work, and to assist you in remaining at work.

- The amount we pay will not exceed a maximum of \$1,000 for any one employee;

To qualify for this reimbursement, you must have:

- a disability preventing you from performing some or all of the material and substantial duties of your regular occupation;
- the physical and mental abilities needed to perform some or all of the material and substantial duties of your regular or a gainful occupation, but only with the assistance of the proposed workplace modification;

AND

- the reasonable expectation of returning to active employment and remaining in active employment with the assistance of the proposed workplace modification.

The employer must give us a written proposal on the proposed workplace modification. This proposal must include:

- input from the employer, you and your doctor;
- the purpose of the proposed workplace modification;
- the expected completion date of the workplace modification;
- the cost of the workplace modification.

Any proposal is subject to our approval and the approval of the Employer and you prior to any reimbursement being paid. We will reimburse the costs of the workplace modification when we:

- approve the proposal in writing
- receive proof from the employer that the workplace modification is complete
- receive proof of the costs incurred by the employer for the workplace modification.

At our option, we may pay this amount directly to you, as long as we are given proof that the amount we pay will be used to assist the employer in making reasonable workplace modifications for you.

## **SECTION 6: ADDITIONS TO YOUR LTD PLAN**

### **SOCIAL SECURITY ASSISTANCE**

#### **HOW CAN WE ASSIST YOU WITH OBTAINING SOCIAL SECURITY DISABILITY BENEFITS?**

If you are receiving a payment from us, we can provide advice to you regarding your claim and assist you with your application for Social Security disability benefits or an appeal.

If you receive Social Security benefits this may enable you to receive Medicare after 24 months of disability payments, protect your retirement benefits, and your family may be eligible for Social Security benefits.

We can assist you in obtaining Social Security disability benefits by:

- helping you find appropriate legal representation or other assistance;

AND

- obtaining medical and vocational evidence;

AND

- reimbursing pre-approved case management expenses.

## SECTION 6: ADDITIONS TO YOUR LTD PLAN

### LUMP SUM SURVIVOR BENEFIT

#### WHAT BENEFITS MAY BE PAYABLE TO YOUR SURVIVOR IF YOU DIE?

If we receive proof of your death:

- after you have been disabled for at least 180 consecutive days

AND

- while you were receiving a monthly payment from us

we will pay a one-time lump sum benefit to your eligible survivor. This benefit will be equal to 3 times your last gross monthly benefit payment. We will first apply this benefit to any overpayment which may exist on your claim.

**Gross monthly benefit means the benefit amount before any reductions for other income benefits and earnings.**

#### WHO ARE YOUR ELIGIBLE SURVIVORS?

Your spouse, if living, otherwise your children who are under age 26. If you do not have any eligible survivors, payment will be made to your estate. If there is no estate, then no payment will be made.

Payments becoming due to your children will be made to:

- the children

OR

- a person we name to receive payments on behalf of your children.

This payment will be valid and effective against all claims by others representing or claiming to represent your children.

## SECTION 6: ADDITIONS TO YOUR LTD PLAN

### DEPENDENT CARE BENEFIT

If you are Disabled and:

1. Are receiving an LTD benefit under the policy;
2. Are participating in a rehabilitation plan approved by us;
3. Have a dependent who requires dependent care; and
4. Dependent care for your dependent is provided by someone other than a relative;

then you may be eligible to receive a monthly Dependent Care Benefit.

The amount of the Dependent Care Benefit will be actual Dependent Care Expenses incurred each month, subject to a maximum of \$300.

Dependent Care Benefits are payable in addition to your LTD Benefit.

Dependent Care Benefits will stop at the earliest of:

1. The date your LTD benefit terminates;
2. The date you no longer have an eligible dependent;
3. The date you are no longer participating in a rehabilitation plan approved by us;
4. The date you are no longer incurring dependent care expenses for your dependent; or
5. The date on which you have received Dependent Care Benefit payments for 12 months.

**Dependent means a family member who is financially dependent on you and physically or mentally incapable of caring for him or herself. A child under 13 is presumed to be physically or mentally incapable of caring for him or herself.**

**Family member means your child, parent, grandparent, grandchild, sister, or brother related to you by blood, adoption, or marriage.**

**Relative means a spouse, sibling, parent, step-parent, grandparent, aunt, uncle, niece, nephew, son, daughter, or grandchild.**

**Dependent care means active, hands-on help and assistance that is required from another person to perform functions which are essential to your dependent's safety and well-being.**

**Dependent care expenses means the expenses you pay for your dependents for dependent care.**