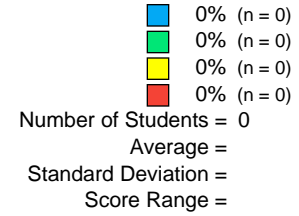

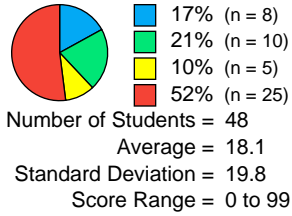


Beginning of Year



Middle of Year

End of Year

Reading Composite Score



First Sound Fluency



Letter Naming Fluency

Number of Students = 48
 Average = 10.9
 Standard Deviation = 12
 Score Range = 0 to 61

Number of Students = 0
 Average =
 Standard Deviation =
 Score Range =

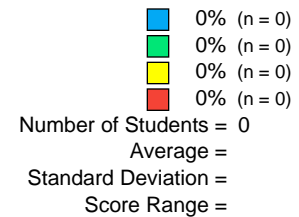

Number of Students = 0
 Average =
 Standard Deviation =
 Score Range =

NWF Whole Words Read

Number of Students = 0
 Average =
 Standard Deviation =
 Score Range =

Number of Students = 0
 Average =
 Standard Deviation =
 Score Range =

NWF Correct Letter Sounds



Status	Score Level	Likely Need For Support
Blue	Above Benchmark	Likely to Need Core Support
Green	At Benchmark	Likely to Need Core Support
Yellow	Below Benchmark	Likely to Need Strategic Support
Red	Well Below Benchmark	Likely to Need Intensive Support