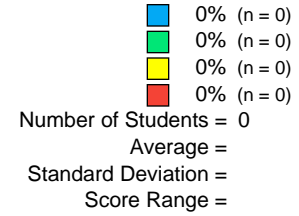

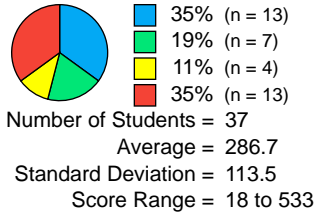


Beginning of Year



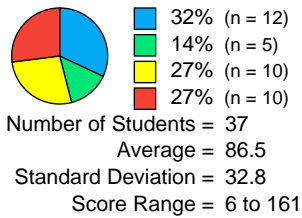
Middle of Year

End of Year




Reading Composite Score



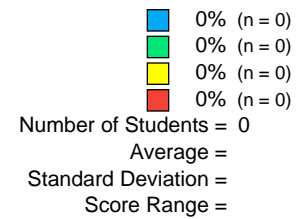

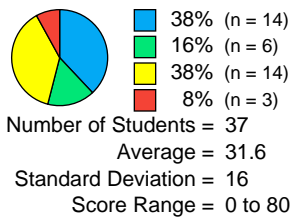
ORF Words Correct





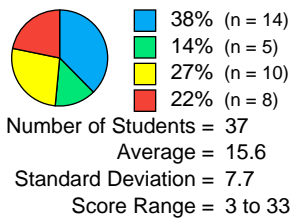
ORF Accuracy



Retell



Maze Adjusted Score



| Status | Score Level | Likely Need For Support |
|--------|----------------------|----------------------------------|
| Blue | Above Benchmark | Likely to Need Core Support |
| Green | At Benchmark | Likely to Need Core Support |
| Yellow | Below Benchmark | Likely to Need Strategic Support |
| Red | Well Below Benchmark | Likely to Need Intensive Support |