

Montcalm Area ISD

2024-2025

Amended Budgets

February 28, 2025

STATE OF MICHIGAN
 2024-2025 State Aid Financial Status Report
 Payment Dated: 02/20/2025

District: 59000	ISD: 59	LEA Membership	11,549.32
Montcalm Area ISD		ISD Membership	145.59
		Supplemental 2024	156.19
Homestead Tax Value	2,206,621,636.00	Fall	144.41
Non-Homestead Tax Value	932,496,575.00		
Com Pers Prop Tax Value	26,973,275.00		
Ind Pers Prop Tax Value	150,265,200.00		
		Mills	
		Special Ed.	3.4145
		Voc. Ed.	1.3090
		Operating	0.1699
		Special Ed. Costs	12,639,030.00
		Special Ed. Transp. Costs	1,985,242.00

CURRENT YEAR ALLOWANCES	Amount	Pct To Date	Previous Amts	Current Amt
51e SPECIAL ED FOUNDATION PAYMENTS (SEC 142.50 Total FTEs	1,369,140.00	45.45%	496,806.20	125,467.93
51a(2) SPECIAL EDUCATION	5,014,444.70	45.45%	1,750,275.30	528,789.82
51a(10) SPECIAL ED FOUNDATION (NON-SEC 52) 3.10 Total FTEs	29,784.80	45.45%	10,829.75	2,707.44
32p(6) ACCESS TO LITERACY MATERIALS	55,538.00	45.45%	20,193.62	5,048.40
53a(5) COURT AND STATE AGENCY PLACED PUPIL	350,298.00	45.45%	87,634.87	71,575.57
61b CTE EARLY/MIDDLE COLLEGE PROGRAMS	15,095.86	45.45%	5,488.85	1,372.22
61d CTE PER PUPIL INCENTIVE	57.99	45.46%	21.09	5.27
32p EARLY CHILDHOOD BLOCK GRANTS	250,170.00	45.45%	90,961.81	22,740.46
35a(4) EARLY LITERACY TEACHER COACHES	500,000.00	45.45%	181,800.00	45,450.00
54d EARLY ON	266,644.00	45.45%	96,951.76	24,237.94
32d(1) GREAT START READINESS	5,948,040.00	45.45%	2,323,042.95	380,341.23
32d29 GSRP CLASSROOM START UP GRANTS	175,000.00	45.45%	63,630.00	15,907.50
32d(19) GSRP TRANSPORTATION	440,967.00	45.45%	0.00	200,419.50
152a HEADLEE OBLIGATION FOR DATA COLLECTI 81 INTERMEDIATE DISTRICTS	4,276.93	45.45%	1,552.09	391.77
31n(12) ISD MENTAL HEALTH ADMINISTRATIVE FUN	936,293.01	45.45%	340,436.14	85,109.03
31n(6) MENTAL HEALTH AND SUPPORT SERVICES	89,285.71	45.45%	32,464.28	8,116.08
31n(6) MENTAL HEALTH AND SUPPORT SERVICES	1,003,100.00	45.45%	364,727.16	91,181.79
31aa MENTAL HEALTH GRANT - PER PUPIL	2,742.60	45.45%	997.21	249.30
31n6 MENTAL HEALTH/SUPPORT SERVICES ISD P	260,393.83	45.45%	94,785.28	23,563.72
147a(3) MPSERS COST OFFSET - ISDS AND DISTRICT	138,286.74	45.45%	50,281.06	12,570.26
147a(4) MPSERS COST OFFSET - REDUCED UAAL R	732,287.63	45.45%	266,259.78	66,564.95
147g MPSERS EMP HEALTHCARE REIMB	230,423.60	45.45%	0.00	104,727.53
147a(2) MPSERS NORMAL COST OFFSET	261,977.85	100.00%	130,972.34	131,005.51
147c(2) MPSERS ONE TIME DEPOSIT	306,140.31	45.45%	111,312.62	27,828.15
147e MPSERS REFORMS - DEFINED CONTRIBUTI	36,097.75	100.00%	16,036.86	20,060.89
147c(1) MPSERS UAAL RATE STABILIZATION	1,346,832.29	45.45%	489,708.22	122,427.06
56 SPEC. ED. MILLAGE EQUALIZATION	149,136.48	45.45%	54,226.02	13,556.51
56(7) SPEC. ED. PER-PUPIL EQUALIZATION	556,578.29	45.45%	202,149.08	50,815.75
61a(2) VOC. ED. ADMINISTRATION	12,419.00	45.45%	4,515.55	1,128.89
62 VOC. ED. MILLAGE EQUALIZATION	261,420.79	45.45%	94,781.92	24,033.83
61a(1) VOCATIONAL EDUCATION	135,338.26	45.45%	49,208.99	12,302.25
	\$20,878,211.42		\$7,432,050.80	\$2,219,696.55

STATE OF MICHIGAN
 2024-2025 State Aid Financial Status Report
 Payment Dated: 02/20/2025

PRIOR YEAR ADJUSTMENTS		Amount	Pct To Date	Previous Amt	Current Amt
31aa	2023 MENTAL HEALTH GRANT - PER PUPIL	(64,893.04)	100.00%	(64,893.04)	0.00
51a(2)	2024 SPECIAL EDUCATION	200,706.24	100.00%	0.00	200,706.24
53a(5)	2024 COURT AND STATE AGENCY PLACED PUP	109,278.00	100.00%	0.00	109,278.00
99h	2024 FIRST ROBOTICS	300.00	100.00%	300.00	0.00
		<u>\$245,391.20</u>		<u>(\$64,593.04)</u>	<u>\$309,984.24</u>
SUBTOTALS		\$21,123,602.62		\$7,367,457.76	\$2,529,680.79

SUMMARY OF REGULAR PAYMENTS

10/21/2024	\$1,313,408.42	11/20/2024	\$2,066,127.59	12/20/2024	\$1,868,818.01
01/21/2025	\$2,119,103.74	02/20/2025	\$2,529,680.79		

General Fund

Montcalm Area Intermediate School District

General Fund

	Audited 2019-2020	Audited 2020-2021	Audited 2021-2022	Audited 2022-2023	Audited 2023-2024	Original 2024-2025	Amended 2024-2025
Revenues							
Local Sources	780,805	1,164,602	1,099,936	654,592	855,049	819,447	893,920
State Sources	4,692,016	4,649,860	5,880,999	6,913,096	9,519,940	9,407,683	11,719,564
Federal Sources	82,772	122,420	882,330	537,138	640,956	729,680	895,340
Interdistrict & Other Sources	879,194	1,056,841	911,823	1,280,658	1,315,143	1,429,225	1,518,165
Total Revenue	6,434,787	6,993,723	8,775,088	9,385,484	12,331,087	12,386,035	15,026,989
Expenditures							
Instruction - Basic Programs	838,748	942,322	1,018,072	964,051	852,301	970,922	1,024,645
Added Needs	468	14,246	2,772	0	0	5,000	5,000
Support Services:							
Pupil	168,589	420,666	832,887	1,103,335	1,143,716	1,878,361	2,387,036
Instructional Staff	778,919	1,112,733	1,468,461	1,239,130	1,058,645	1,608,194	1,426,486
General Administration	364,070	409,927	451,355	417,700	491,781	500,817	442,054
Business	935,416	913,604	911,397	1,056,543	1,007,774	1,020,367	1,049,249
Operations and Maintenance	569,664	394,792	416,891	460,914	497,292	564,510	489,253
Pupil Transportation	1,344	117	3,203	112	21	986	7,345
Central	699,228	691,849	824,981	939,856	1,089,305	1,159,754	1,365,948
Other	2,563	0	0	89,183	0	0	65,003
Total Support Services	3,519,793	3,943,688	4,909,175	5,306,773	5,288,533	6,732,989	7,232,372
Community Services	124,786	195,936	343,335	365,318	411,033	456,122	670,607
Capital Outlay	0	152,743	28,851	161,198	113,448	120,000	320,342
Debt Service	30,966	27,260	26,084	24,908	23,732	24,000	24,250
Interdistrict Payments	2,221,494	2,097,771	3,073,986	3,419,092	5,850,559	4,847,002	6,672,441
Total Expenditures	6,736,255	7,373,966	9,402,275	10,241,340	12,539,606	13,156,035	15,949,657
Excess Expenditures Over (Under) Revenue	(301,468)	(380,243)	(627,187)	(855,856)	(208,519)	(770,000)	(922,668)
Other Financing Sources - Transfers- Prepays	384,961	445,244	710,646	884,614	808,714	1,000,000	822,668
Net Change in Fund Balance	83,493	65,001	83,459	28,758	600,195	230,000	(100,000)
Fund Balance, Beginning of Year	1,423,606	1,507,099	1,572,100	1,655,559	1,684,317	1,934,317	2,284,512
Fund Balance, End of Year	1,507,099	1,572,100	1,655,559	1,684,317	2,284,512	2,164,317	2,184,512
	22.37%	21.32%	17.61%	16.45%	18.22%	16.45%	13.70%

Resolution for Budget Amendment by the Board of Education
 Montcalm Area Intermediate School District
General Education Fund

Resolved, that this resolution shall amend the general education appropriations of Montcalm Area Intermediate School District for the fiscal year **2024-2025**, an act to amend appropriations, to provide for expenditure of the appropriations and to provide for the disposition of all income received by the Montcalm Area Intermediate School District.

Be it further resolved that the total revenues and unappropriated fund balance estimated to be available in the general education fund of the school district for fiscal year **2024-2025** are amended as follows:

		Original	Amended	Change
Revenues:	Local	819,447	893,920	74,473
	State	9,407,683	11,719,564	2,311,881
	Federal	729,680	895,340	165,660
	Interdistrict & Other Finance Sources	1,429,225	1,518,165	88,940
	Total Revenue	12,386,035	15,026,989	2,640,954
Fund Balance:	Fund Balance, July 1, 2024			
	Transfers	1,000,000	822,668	(177,332)
	Unassigned Fund Balance	1,934,317	2,284,512	350,195
	Total Available to Appropriate	15,320,352	18,134,169	2,813,817


Be it further resolved that \$15,949,657 the total available to appropriate in the general education fund is hereby appropriated by amendment in the amounts and for the purposes set forth below:

Expenditures				
	Instruction - Basic	975,922	1,029,645	53,723
	Support - Pupil	1,878,361	2,387,036	508,675
	Support - Instruction Staff	1,608,194	1,426,486	(181,708)
	Support - General Administration	500,817	442,054	(58,763)
	Support - Business	1,020,367	1,049,249	28,882
	Support - Operation & Maintenance	564,510	489,253	(75,257)
	Support - Pupil Transportation	986	7,345	6,359
	Support - Central	1,159,754	1,365,948	206,194
	Other	0	65,003	65,003
	Community Services	456,122	670,607	214,485
	Capital Outlay	120,000	320,342	200,342
	Debt Service	24,000	24,250	250
	Interdistrict Payments	4,847,002	6,672,441	1,825,439
	Total Appropriated	13,156,035	15,949,657	2,793,622

Be it further resolved, that no board of education member or employee of the school district shall expend any funds or obligate the expenditure of any funds except pursuant to appropriations made by the board of education and in keeping with the budgetary policy statement hitherto adopted by the board. Changes in the amount appropriated by the board shall require approval of the board.

Ayes: Members –
 Nays: Members –


 Secretary, Board of Education


 Date

Special Education Fund

Montcalm Area Intermediate School District

Special Education

	Audited 2019-2020	Audited 2020-2021	Audited 2021-2022	Audited 2022-2023	Audited 2023-2024	Original 2024-2025	Amended 2024-2025
Revenues							
Local Sources	10,629,724	11,037,978	11,102,940	12,745,313	13,242,753	13,674,272	14,048,677
State Sources	6,361,910	7,060,686	7,282,627	9,948,067	9,903,240	10,093,065	10,194,685
Federal Sources	3,728,704	3,738,082	3,810,370	4,279,510	4,221,432	4,143,090	4,812,535
Interdistrict Sources & Other	88,929	206,133	162,576	157,896	132,974	42,000	182,054
Total Revenue	20,809,267	22,042,879	22,358,513	27,130,786	27,500,400	27,952,427	29,237,950
Expenditures							
Instruction - Basic Programs	5,852,272	6,058,837	6,253,909	6,857,556	6,555,914	6,888,382	6,527,783
Support Services:							
Pupil	6,435,070	6,551,059	6,620,077	7,949,839	8,311,431	9,071,191	8,962,063
Instructional Staff	1,645,608	1,649,577	1,458,497	1,399,308	1,211,107	1,497,389	1,414,503
General Administration	21,959	31,052	27,068	35,137	103,273	131,100	124,100
Business	5,193	5,458	12,732	3,773	156	500	14,000
Operations and Maintenance	506,497	539,716	629,534	788,367	687,730	737,723	770,225
Pupil Transportation	1,993,668	1,631,724	1,770,817	1,967,485	1,898,963	2,118,745	2,146,637
Central	173,748	164,061	318,456	398,046	558,115	567,002	734,133
Total Support Services	10,781,743	10,572,647	10,837,181	12,541,955	12,770,775	14,123,650	14,165,661
Community Services	36,831	49,857	12,370	73,553	28,738	200	29,629
Capital Outlay	297,866	430,206	331,326	358,222	210,697	1,520,000	1,637,985
Debt Service	107,406	95,889	91,753	87,616	83,480	77,000	78,000
Interdistrict Payments	2,309,983	2,481,517	2,227,494	2,947,806	3,015,694	2,816,479	3,266,735
Total Expenditures	19,386,101	19,688,953	19,754,033	22,866,708	22,665,298	25,425,711	25,705,793
Excess Expenditures Over (Under) Revenue	1,423,166	2,353,926	2,604,480	4,264,078	4,835,102	2,526,716	3,532,157
Other Financing Sources (Uses)							
Transfers Out & Other	<u>(1,158,851)</u>	<u>(976,244)</u>	<u>(1,367,046)</u>	<u>(1,774,614)</u>	<u>(4,778,813)</u>	<u>(1,526,716)</u>	<u>(3,372,157)</u>
Net Change in Fund Balance	264,315	1,377,682	1,237,434	2,489,464	56,288	1,000,000	160,000
Fund Balance, Beginning of Year	5,001,999	5,266,314	6,643,996	7,881,430	10,370,894	9,483,545	10,427,183
Fund Balance, End of Year	5,266,314	6,643,996	7,881,430	10,370,894	10,427,183	10,483,545	10,587,183
	25.63%	32.15%	37.32%	42.09%	37.99%	38.90%	36.41%

*20 Vacant Positions *16 Vacant Positions ***24 Vacant Positions**

Resolution for Budget Amendment by the Board of Education
Montcalm Area Intermediate School District
Special Education Fund

Resolved, that this resolution shall amend the special education appropriations of Montcalm Area Intermediate School District for the fiscal year **2024-2025**, an act to amend appropriations, to provide for expenditure of the appropriations and to provide for the disposition of all income received by the Montcalm Area Intermediate School District.

Be it further resolved that the total revenues and unappropriated fund balance estimated to be available in the special education fund of the school district for fiscal year **2024-2025** are amended as follows:


		Original	Amended	Change
Revenues:	Local	13,674,272	14,048,677	374,405
	State	10,093,065	10,194,685	101,620
	Federal	4,143,090	4,812,535	669,445
	Inter District & Other Finance Sources	42,000	182,053	140,053
	Total Revenue	27,952,427	29,237,950	1,285,523
Fund Balance:	Fund Balance, July 1, 2024			
	Transfers	(1,526,716)	(3,372,157)	(1,845,441)
	Unassigned Fund Balance	9,483,545	10,427,183	943,638
	Total Available to Appropriate	35,909,256	36,292,976	383,720


Be it further resolved that \$25,705,793 of the total available to appropriate in the special education fund is hereby appropriated in the amounts and for the purposes set forth below:

Expenditures		6,888,382	6,527,783	(360,599)
	Instruction - Basic			
	Support - Pupil	9,071,191	8,962,063	(109,128)
	Support - Instruction Staff	1,497,389	1,414,503	(82,886)
	Support - General Administration	131,100	124,100	(7,000)
	Support - Business	500	14,000	13,500
	Support - Operation & Maintenance	737,723	770,225	32,502
	Support - Pupil Transportation	2,118,745	2,146,637	27,892
	Support - Central	567,002	734,133	167,131
	Community Services	200	29,629	29,429
	Capital Outlay	1,520,000	1,637,985	117,985
	Debt Service	77,000	78,000	1,000
	Interdistrict Payments	2,816,479	3,266,735	450,256
	Total Appropriated	25,425,711	25,705,793	280,082

Be it further resolved that no board of education member or employee of the school district shall expend any funds or obligate the expenditure of any funds except pursuant to appropriations made by the board of education and in keeping with the budgetary policy statement hitherto adopted by the board. Changes in the amount appropriated by the board shall require approval of the board.

Ayes: Members –
Nays: Members -


Secretary, Board of Education


Date

Career Technical Education Fund

Montcalm Area Intermediate School District

Career Technical Education Fund

	Audited 2019-2020	Audited 2020-2021	Audited 2021-2022	Audited 2022-2023	Audited 2023-2024	Original 2024-2025	Amended 2024-2025
Revenues							
Local Sources	1,831,059	1,891,118	2,111,177	2,132,908	2,370,024	2,477,957	2,509,396
State Sources	369,004	531,472	566,777	750,131	813,556	860,334	782,231
Federal Sources	193,267	176,690	202,528	198,697	219,881	227,906	218,488
Interdistrict Sources & Other	48,000	128,919	146,515	73,500	123,026	86,500	113,316
Total Revenue	2,441,330	2,728,199	3,026,997	3,155,236	3,526,487	3,652,697	3,623,431
Expenditures							
Instruction	1,172,129	1,330,058	1,511,494	1,781,667	2,005,044	2,096,262	2,034,627
Support Services:							
Pupil	114,704	125,735	130,993	193,546	203,284	226,881	219,584
Instructional Staff	162,231	167,985	190,534	225,241	258,122	281,573	257,618
General Administration	4,778	5,739	5,942	7,453	19,408	23,000	13,000
School Administration	111,476	130,196	134,374	186,827	178,082	172,497	194,674
Business	786	1,074	507	496	6	50	2,550
Operations and Maintenance	393,516	384,537	418,303	458,665	458,435	485,146	479,607
Central- Transportation-Other	133,834	168,318	129,448	149,854	163,956	186,642	188,066
Total Support Services	921,325	983,584	1,010,101	1,222,082	1,281,294	1,375,789	1,355,099
Debt Service	76,129	71,926	68,824	65,721	62,618	61,000	61,150
Capital Outlay	0	0	83,437	94,036	40,859	69,146	131,944
Interdistrict Payments	0	0	0	13,356	7,524	500	9,000
Total Expenditures	2,169,583	2,385,568	2,673,856	3,176,862	3,397,339	3,602,697	3,591,820
Excess Expenditures Over							
(Under) Revenue	271,747	342,631	353,141	(21,626)	129,148	50,000	31,611
Transfers Out & Other	(189,000)	(219,000)	(180,000)	(150,000)	(349,985)	(311,240)	(181,611)
Net Change in Fund Balance	82,747	123,631	173,141	(171,626)	(220,837)	(261,240)	(150,000)
Fund Balance, Beginning of Year	1,229,295	1,312,042	1,435,673	1,608,814	1,437,188	1,087,188	1,216,351
Fund Balance, End of Year	1,312,042	1,435,673	1,608,814	1,437,188	1,216,351	825,948	1,066,351
	55.63%	55.12%	56.37%	43.20%	32.46%	21.10%	28.26%

Resolution for Budget Amendment by the Board of Education
 Montcalm Area Intermediate School District
Career Technical Education Fund

Resolved, that this resolution shall amend the vocational education appropriations of Montcalm Area Intermediate School District for the fiscal year **2024-2025**, an act to amend appropriations, to provide for expenditure of the appropriations and to provide for the disposition of all income received by the Montcalm Area Intermediate School District.

Be it further resolved that the total revenues and unappropriated fund balance estimated to be available in the vocational education fund of the school district for fiscal year **2024-2025** are amended as follows:

		Original	Amended	Change
Revenues:	Local	2,477,957	2,509,396	31,439
	State	860,334	782,231	(78,103)
	Federal	227,906	218,488	(9,418)
	Interdistrict Sources & Other	86,500	113,316	26,816
	Total Revenue	3,652,697	3,623,431	(29,266)
Fund Balance:	Fund Balance, July 1, 2024			
	Transfers	(311,240)	(181,611)	129,629
	Unassigned Fund Balance	1,087,188	1,216,351	129,163
	Total Available to Appropriate	4,428,645	4,658,171	229,526

Be it further resolved that \$3,591,820 of the total available to appropriate in the vocational education fund is hereby appropriated in the amounts and for the purposes set forth below:

Expenditures				
	Instruction - Basic	2,096,262	2,034,627	(61,635)
	Support - Pupil	226,881	219,584	(7,297)
	Support - Instruction Staff	281,573	257,618	23,955
	Support - General Administration	23,000	13,000	(10,000)
	Support - School Administration	172,497	194,674	22,177
	Support - Business	50	2550	2,500
	Support - Operation & Maintenance	485,146	479,607	(5,539)
	Support - Central-Transportation-Other	186,642	188,066	1,424
	Debt Service	61,000	61,150	150
	Capital Outlay	69,146	131,944	62,798
	Interdistrict Payments	500	9,000	8,500
	Total Appropriated	3,602,697	3,591,820	(10,877)

Be it further resolved, that no board of education member or employee of the school district shall expend any funds or obligate the expenditure of any funds except pursuant to appropriations made by the board of education and in keeping with the budgetary policy statement hitherto adopted by the board. Changes in the amount appropriated by the board shall require approval of the board.

Ayes: Members -
 Nays: Members -

Andrea Jabon

 Secretary, Board of Education

2/28/25

 Date