

Michigan Department of Treasury
Office of Revenue and Tax Analysis
PO Box 30722
Lansing MI 48909

RE: Compliance Form 4886 for Charter Township of Lyon, MI Transparency & Accountability

The Charter Township of Lyon is pleased to submit form 4886 with the required documents per Public Act 252, in compliance with the State of Michigan's Transparency and Accountability Initiative.

The Charter Township of Lyon has chosen to use a web-service for this requirement, and has partnered with Munetrix to showcase our data.

Included with this letter are the required documents for Charter Township of Lyon's:

- Citizen's Guide to Finances including our Pension and OPEB status
- Performance Dashboard
- Debt Service Report
- Projected Budget Report

We have made the data available to the public via a link on our website; as well we will make available limited quantities of paper copies in our municipality lobby. You will find the confirmation of our website link and various supporting transparency documentation included with this letter.

We look forward to receiving these important funds from the State of Michigan and trust you will contact us if there are any questions or concerns.

Sincerely,



Lannie Young
Supervisor

Michigan Department of Treasury
(Recreated) 4886 (Rev 08-14)


**City, Village, and Township Revenue Sharing/County Incentive Program
Certification of Accountability and Transparency**

Issued under authority of 2014 Public Act 252. Filing is mandatory to qualify for payments.

Each city/village/township/county applying for City, Village, and Township Revenue Sharing/County Incentive Program payments must:

1. Certify to the Michigan Department of Treasury (Treasury) that the local unit listed below has produced and made readily available to the public, a Citizen's Guide, a Performance Dashboard, a Debt Service Report, and a Projected Budget Report as required by 2014 Public Act 252. The Citizen's Guide, Performance Dashboard, Debt Service Report, and Projected Budget Report shall be made available for public viewing in the clerk's office or posted on a publicly accessible Internet site.
2. Submit to Treasury a Citizen's Guide, Performance Dashboard, Debt Service Report, and Projected Budget Report.

This certification, along with a Citizen's Guide, a Performance Dashboard, a Debt Service Report, and a Projected Budget Report, **must be received by December 1, 2014** (or the first day of payment month) in order to qualify for that month's payment. Post mark date will not be considered. For questions, call (517) 373-2697.

PART 1: LOCAL UNIT INFORMATION			
Local Unit Name Charter Township of Lyon		Local Unit County Name Oakland County	
Local Unit Code 631110		Contact E-Mail Address Pcarcone@lyontwp.org	
Contact Name Patricia Carcone	Contact Title Treasurer	Contact Phone Number 248-437-2240	Extension
Website Address, if reports are available online http://munetrix.com/sections/data/municipal.php?MuniID=971&Type=Township			
PART 2: CERTIFICATION			
<i>In accordance with 2014 Public Act 252, the undersigned hereby certifies to Treasury that the above mentioned local unit has produced a Citizen's Guide, Performance Dashboard, Debt Service Report, and a Projected Budget Report and has made them available for public viewing in the city, village, township, or county clerk's office or has posted them on a publicly accessible Internet site. The Citizen's Guide, Performance Dashboard, Debt Service Report, and Projected Budget Report are attached to this signed certification.</i>			
Chief Administrative Officer Signature (as defined in MCL 141.422b) 		Printed Name of Chief Administrative Officer (as defined in MCL 141.422b) Lannie Young	
Title Supervisor		Date March 25, 2015	

Completed and signed form (including required attachments) should be e-mailed to: **TreasRevenueSharing@michigan.gov**
If you are unable to submit via e-mail, fax to (517) 335-3298 or mail the completed form and required attachments to:

Michigan Department of Treasury
Office of Revenue and Tax Analysis
PO Box 30722
Lansing MI 48909

TREASURY USE ONLY		
CVTRS/CIP Eligible <p style="text-align: center;">Y N</p>	Certification Received	CVTRS/CIP Notes
Final Certification	Citizens Guide Received	
	Performance Dashboard Received	
	Debt Service Report Received	
	Projected Budget Report Received	

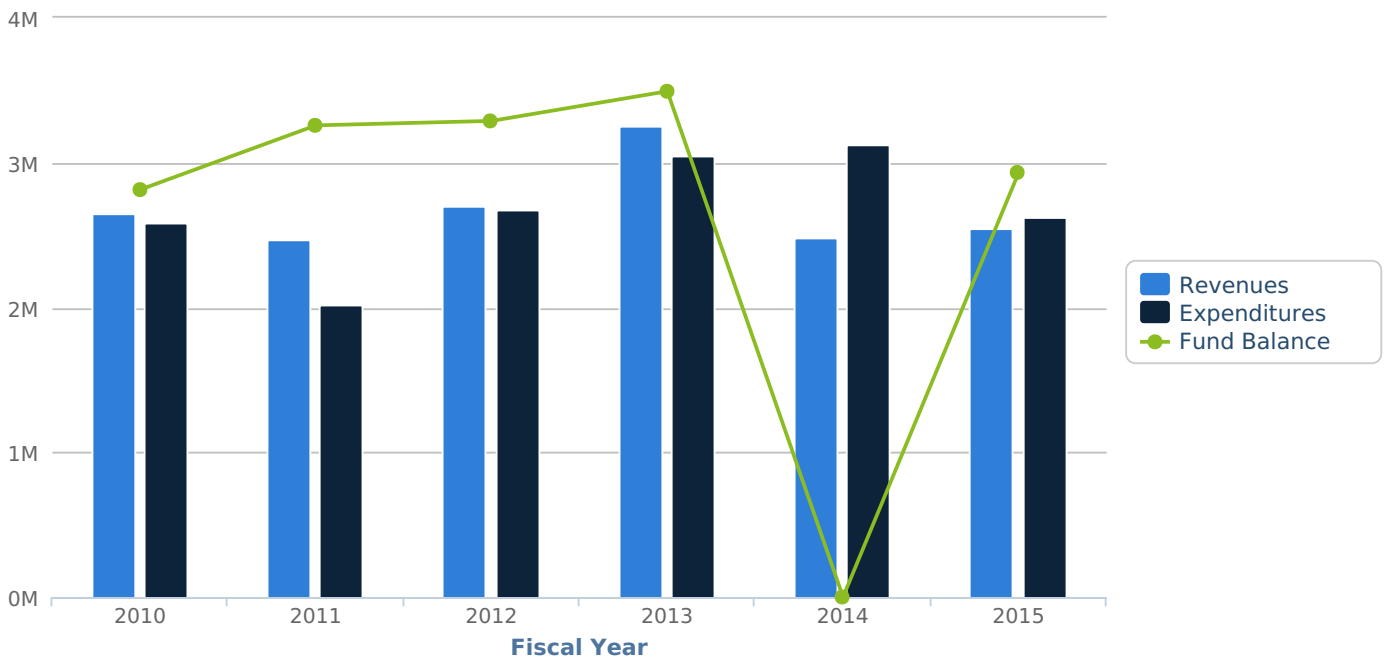
General Info

Name	Type	Fiscal Year End	Population (2010)	Phone	Website
Lyon Township	Township	December	14,545	(248) 437-2240	http://www.lyontwp.org/

Multi-Year General Fund Only

Year	Data Status	Fiscal Score	Population	Operating Millage	General Fund Revenues	General Fund Expenditures	Available Fund Balance	Taxable Value
2015	Forecast	0	16,630	0.0000	\$2,548,076	\$2,624,734	\$2,931,920	\$850,000,000
2014	Budget	0	16,630	0.0000	\$2,488,389	\$3,128,844	\$0	\$836,306,569
2013	Audited	0	16,462	0.0000	\$3,257,796	\$3,053,223	\$3,492,185	\$769,093,887
2012	Historic	1	15,547	0.0000	\$2,705,494	\$2,674,654	\$3,287,612	\$733,803,554
2011	Historic	2	14,641	0.9990	\$2,467,054	\$2,023,418	\$3,256,772	\$715,614,478
2010	Historic	2	14,545	0.9990	\$2,651,226	\$2,585,448	\$2,813,136	\$736,222,330

How We Have Managed Our Resources



Fiscal Year Assumptions Notes

2015 Notes:

REVENUE

Property Tax Values:

- Lyon Township should see property tax values increase in the tax year of 2015. This will be due to two reasons:
 - Property values are increasing due to supply and demand in Lyon Township.
 - Lyon Township is experiencing extremely high growth.

Permits & Fees:

- Permits will be increasing again for the year 2015 due to numerous single-family developments being approved by the Township Board.

State Revenue Sharing:

- According to the State of Michigan, Lyon Township should see a 6.1% increase in Revenue Sharing for 2015

All Other Sources:

- The General Fund will increase due to the recent Millage proposal that was passed in December 2014 for the fire department.
- All other revenue sources assumed flat for FY 2014

EXPENSES

Salaries:

- Lyon Township Board has approved a salary study to take place for all positions at the township. A 5% raise is anticipated for 2015 with possible increases with the results of the survey over a number of years.

Benefits:

- Health insurance continues to increase but the township actively looks for ways to save costs and compares companies for the best value.

All Other:

- Lyon Township is hoping to install a billboard on the I-96 freeway which will provide revenue in the future.
- All other expenses assumed to be flat as compared to 2014 or will be managed accordingly.

Financial Statement

Including General Fund and All Other Governmental Funds but excludes Enterprise and Component Unit funds

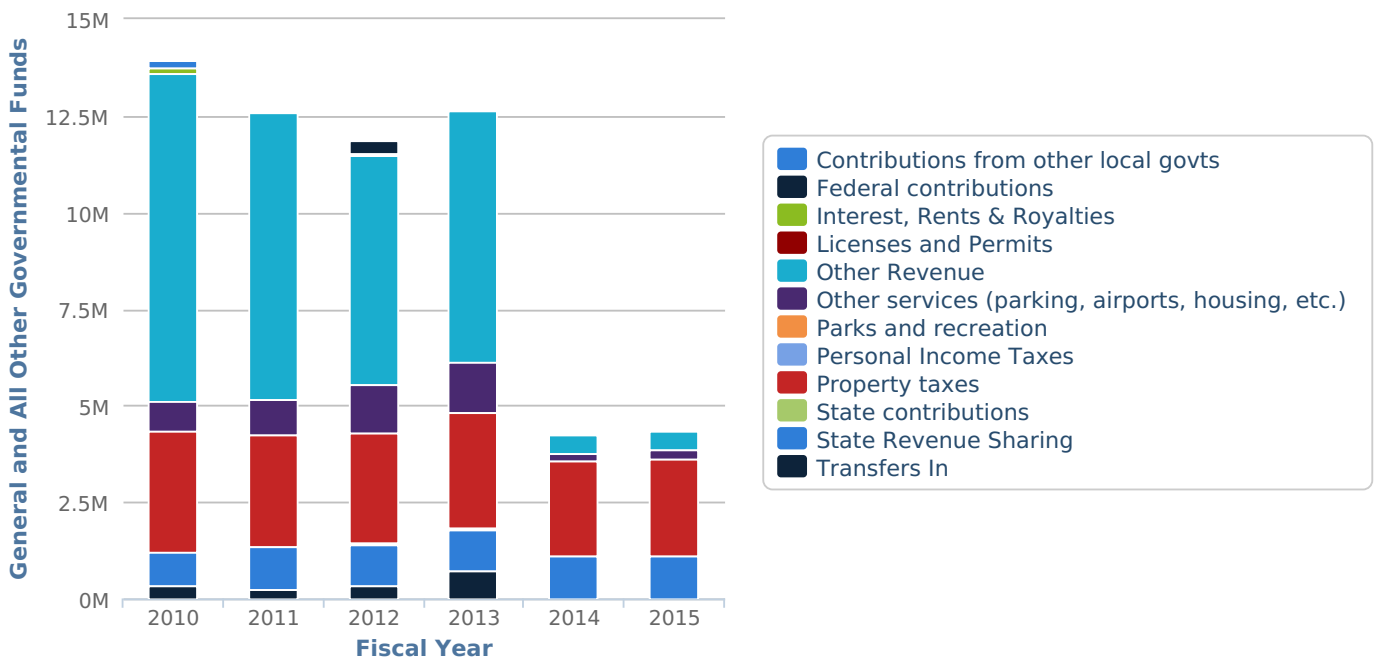
Balance Sheet

Category Name	2015	2014	2013	2012	2011	2010
Equity & Reserves			\$0	\$0		
Fund Equity	\$2,931,920	\$0	\$11,886,512	\$12,840,159	\$14,641,910	\$17,424,648
Total Assets			\$38,714,789	\$45,260,287	\$47,598,002	\$56,727,007
Total Liabilities	\$0	\$0	\$26,828,277	\$32,420,128	\$32,956,092	\$39,302,359

Revenues

Category Name	2015	2014	2013	2012	2011	2010
Contributions from other local govts	\$870	\$850	\$0	\$0		\$196,167
Federal contributions	\$0	\$0	\$52,124	\$335,785	\$40,009	\$17,026
Interest, Rents & Royalties	\$57,060	\$55,723	\$22,623	\$29,082	\$49,505	\$129,692
Licenses and Permits	\$25,599	\$25,000	\$18,073	\$16,015	\$10,595	\$15,393
Other Revenue	\$449,360	\$438,834	\$6,557,697	\$5,934,170	\$7,428,743	\$8,497,518
Other services (parking, airports, housing, etc.)	\$242,931	\$237,241	\$1,287,244	\$1,280,483	\$906,842	\$729,757
Parks and recreation	\$0	\$0	\$0	\$0		
Personal Income Taxes			\$0	\$0		
Property taxes	\$2,518,629	\$2,459,631	\$2,970,183	\$2,844,776	\$2,886,718	\$3,159,974
State contributions	\$0	\$0	\$44,972	\$36,674	\$5,259	\$5,946
State Revenue Sharing	\$1,114,489	\$1,088,383	\$1,082,345	\$1,053,441	\$1,135,183	\$850,497
Transfers In	\$0	\$0	\$717,496	\$334,113	\$231,105	\$342,933
Total	\$4,408,938	\$4,305,662	\$12,752,757	\$11,864,539	\$12,693,959	\$13,944,903

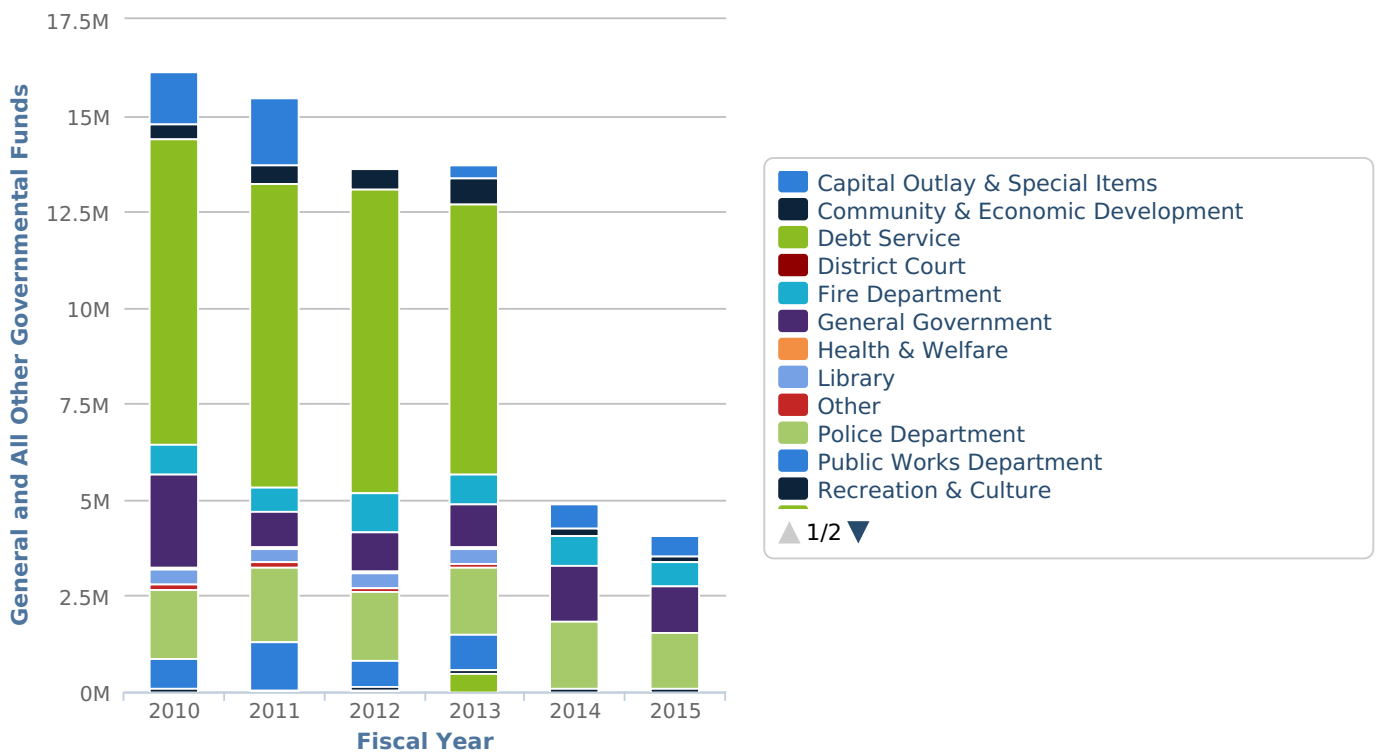
Where The Money Comes From



Expenses

Category Name	2015	2014	2013	2012	2011	2010
Capital Outlay & Special Items	\$534,369	\$637,000	\$345,428	\$22,879	\$1,775,050	\$1,373,128
Community & Economic Development	\$149,410	\$178,106	\$666,917	\$546,680	\$457,677	\$352,149
Debt Service			\$7,042,358	\$7,888,445	\$7,932,443	\$7,986,046
District Court			\$0	\$0		
Fire Department	\$641,452	\$764,650	\$752,395	\$1,063,211	\$597,694	\$747,107
General Government	\$1,215,979	\$1,449,522	\$1,117,123	\$1,017,846	\$932,510	\$2,438,090
Health & Welfare			\$57,407	\$44,269	\$52,171	\$51,211
Library			\$368,817	\$355,767	\$357,203	\$376,297
Other			\$116,852	\$128,683	\$116,681	\$140,682
Police Department	\$1,469,039	\$1,751,186	\$1,740,598	\$1,765,403	\$1,924,030	\$1,809,019
Public Works Department			\$937,400	\$701,432	\$1,276,843	\$761,994
Recreation & Culture	\$83,524	\$99,566	\$80,460	\$65,675	\$54,395	\$106,623
Transfers Out	\$0	\$0	\$480,649	\$66,000		
Utilities			\$0	\$0		
Total	\$4,093,773	\$4,880,030	\$13,706,404	\$13,666,290	\$15,476,697	\$16,142,346

How The Money Is Spent



Supplementary Information (Pension / OPEB)

Category Name	2015	2014	2013	2012	2011	2010
Pensions Actuarial Liability	N/A	N/A	N/A	N/A	N/A	N/A
Pension Fund Assets	N/A	N/A	N/A	N/A	N/A	N/A
OPEB Actuarial Liability	N/A	N/A	\$628,441	\$502,648	\$376,331	\$238,264
OPEB Fund Assets	N/A	N/A	N/A	N/A	N/A	N/A

Pension Fund Status

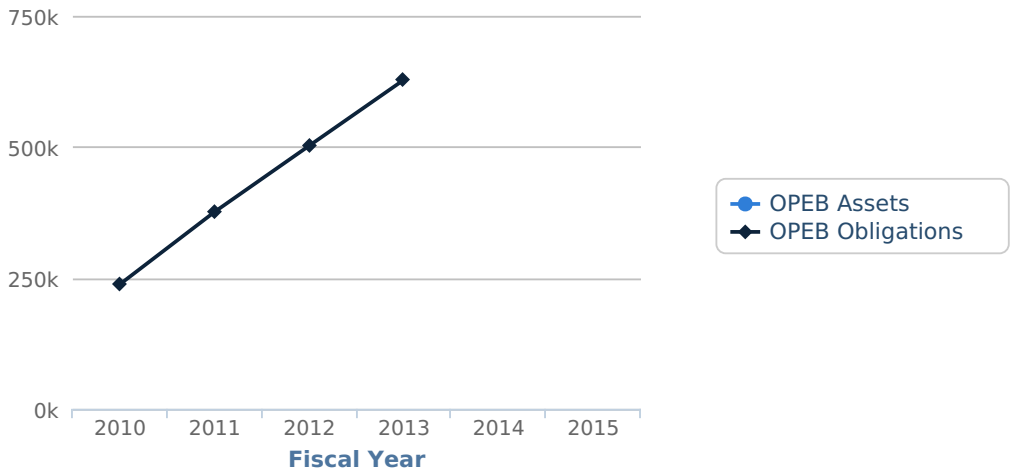
● Pension Assets
◆ Pension Obligations

2010 2011 2012 2013 2014 2015
Fiscal Year

All Years Notes:

Lyon Township has no defined benefit plan.

Other Post-Employment Benefit Fund Status









All Years Notes:



Lyon Township has no OPEB fund assets.

Fund Equity Detail

Category Name	2015	2014	2013	2012	2011	2010
Assigned	\$0	\$0	\$638,441	\$509,913	\$497,024	
Committed	\$0	\$0	\$65,405	\$0	\$34,831	
Nonspendable	\$0	\$0	\$0	\$0		
Reserved / Restricted						\$13,732,210
Restricted	\$0	\$0	\$8,328,922	\$9,552,547	\$11,350,307	
Unassigned	\$2,931,920	\$0	\$2,853,744	\$2,777,699	\$2,759,748	
Undesignated / Unreserved / Unrestricted						\$3,692,438

Copyright © 2015 Munetrix, LLC. All rights reserved.

Fiscal Stability	2012	2013	Progress
Fiscal Distress Indicator Score	1	0	
Annual General Fund expenditures per capita	\$172	\$185	
Fund balance as % of annual General Fund expenditures	122.9%	114.4%	
Other Post Employment Benefits % Funded	0.0%	0.0%	
Pension % Funded	-	-	
Debt burden per capita	\$2,384	\$1,916	

Economic Development	2012	2013	Progress
Residential Building Permits	-	-	
Commercial Buildings Newly Occupied or Construction	-	-	

Pension Notes:

Lyon Township has no defined benefit plan.

OPEB Notes:

Lyon Township has no OPEB fund assets.

Charter Township of Lyon
Local Code: 63-1110
Debt Service Summary Report

Bonds & contracts payable

Fiscal Years

Name	2014	2015	2016	2017
1998 Special Assessment Bonds: 1998A	210,962	203,087	195,125	187,075
1999 Special Assessment Bonds: 1999B	693,835	665,585	636,585	607,085
2000 Special Assessment Bonds: 2000	111,950	107,200	102,400	
2004 Sewer Special Assessment Bonds: 2004C	725,625	700,313		
2004 Special Assessment Bonds: 2004B	137,875	131,500		
2005 General Obligation Bonds: 2005A	86,108	88,188		
2005 General Obligation Bonds: 2005B	12,871	12,290		
2005 Special Assessment Bonds: 2005A	214,799	207,500		
2005 Special Assessment Bonds: 2005B	153,084	147,719		
2005 Special Assessment Bonds: 2005C	496,555	478,930		
2005 Special Assessment Bonds: 2005D	613,362	597,362	581,362	565,362
2006 Special Assessment Bonds: 2006A	1,781,262	1,736,263	1,691,262	1,646,263
2009 General Obligation Bonds: 2009	326,287	342,400	351,694	364,788
DDA Capital Improvement Bonds: 2009A	555,894	561,958	566,808	570,370
DDA Capital Improvement Bonds: 2010A	447,584	446,010	443,384	436,864
Land Contract:	53,000	52,000	51,000	
Subtotal for Bonds & contracts payable	\$6,621,053	\$6,478,305	\$4,619,620	\$4,377,807
Total Principal & Interest	\$6,621,053	\$6,478,305	\$4,619,620	\$4,377,807

**Charter Township of Lyon
Complete Debt Report for
1998 Special Assessment Bonds: 1998A**

Issuance Information

Debt Type: Bonds & contracts payable
Activity Type: Government
Repayment Source: TIF/SAD
Issuance Date: 1998-07-01
Issuance Amount: \$3,400,000
Interest Rate: 4.5
Maturing Through: 2018
Principal Maturity Range: \$175,000 - \$175,000
Series: 1998A

Payment Schedule

<u>Date Due</u>	<u>Interest Rate</u>	<u>Principal</u>	<u>Interest</u>	<u>Payment</u>	<u>Balance</u>
2014-05-01	4.5%	175,000.00	35,962.00	210,962.00	\$700,000.00
2015-05-01	4.5%	175,000.00	28,087.00	203,087.00	\$525,000.00
2016-05-01	4.6%	175,000.00	20,125.00	195,125.00	\$350,000.00
2017-05-01	4.6%	175,000.00	12,075.00	187,075.00	\$175,000.00
2018-05-01	4.6%	175,000.00	4,025.00	179,025.00	
Totals		\$875,000.00	\$100,274.00	\$975,274.00	

**Charter Township of Lyon
Complete Debt Report for
1999 Special Assessment Bonds: 1999B**

Issuance Information

Debt Type: Bonds & contracts payable
Activity Type: Government
Repayment Source: TIF/SAD
Issuance Date: 1999-12-01
Issuance Amount: \$9,565,000
Interest Rate: 5.6-5.9
Maturing Through: 2020
Principal Maturity Range: \$500,000 - \$525,000
Series: 1999B

Payment Schedule

<u>Date Due</u>	<u>Interest Rate</u>	<u>Principal</u>	<u>Interest</u>	<u>Payment</u>	<u>Balance</u>
2014-04-01	5.60%	500,000.00	193,835.00	693,835.00	\$3,065,000.00
2015-04-01	5.7%	500,000.00	165,585.00	665,585.00	\$2,565,000.00
2016-04-01	5.90%	500,000.00	136,585.00	636,585.00	\$2,065,000.00
2017-04-01	5.90%	500,000.00	107,085.00	607,085.00	\$1,565,000.00
2018-04-01	5.90%	515,000.00	77,143.00	592,143.00	\$1,050,000.00
2019-04-01	5.90%	525,000.00	46,463.00	571,463.00	\$525,000.00
2020-04-01	5.90%	525,000.00	15,487.00	540,487.00	
Totals		\$3,565,000.00	\$742,183.00	\$4,307,183.00	

**Charter Township of Lyon
Complete Debt Report for
2000 Special Assessment Bonds: 2000**

Issuance Information

Debt Type: Bonds & contracts payable
Activity Type: Government
Repayment Source: TIF/SAD
Issuance Date: 2001-03-01
Issuance Amount: \$1,440,000
Interest Rate: 4.7-4.8
Maturing Through: 2016
Principal Maturity Range: \$100,000 - \$100,000
Series: 2000

Payment Schedule

<u>Date Due</u>	<u>Interest Rate</u>	<u>Principal</u>	<u>Interest</u>	<u>Payment</u>	<u>Balance</u>
2014-04-01	4.7%	100,000.00	11,950.00	111,950.00	\$200,000.00
2015-04-01	4.8%	100,000.00	7,200.00	107,200.00	\$100,000.00
2016-04-01	4.8%	100,000.00	2,400.00	102,400.00	
Totals		\$300,000.00	\$21,550.00	\$321,550.00	

**Charter Township of Lyon
Complete Debt Report for
2004 Sewer Special Assessment Bonds: 2004C**

Issuance Information

Debt Type: Bonds & contracts payable
Activity Type: Government
Repayment Source: TIF/SAD
Issuance Date: 2004-12-01
Issuance Amount: \$6,005,000
Interest Rate: 3.75
Maturing Through: 2015
Principal Maturity Range: \$675,000 - \$675,000
Series: 2004C

Payment Schedule

<u>Date Due</u>	<u>Interest Rate</u>	<u>Principal</u>	<u>Interest</u>	<u>Payment</u>	<u>Balance</u>
2014-09-01	3.75%	675,000.00	50,625.00	725,625.00	\$675,000.00
2015-09-01	3.75%	675,000.00	25,313.00	700,313.00	
Totals		\$1,350,000.00	\$75,938.00	\$1,425,938.00	

**Charter Township of Lyon
Complete Debt Report for
2004 Special Assessment Bonds: 2004B**

Issuance Information

Debt Type: Bonds & contracts payable
Activity Type: Government
Repayment Source: TIF/SAD
Issuance Date: 2004-12-01
Issuance Amount: \$965,000
Interest Rate: 5.1-5.2
Maturing Through: 2015
Principal Maturity Range: \$125,000 - \$125,000
Series: 2004B

Payment Schedule

<u>Date Due</u>	<u>Interest Rate</u>	<u>Principal</u>	<u>Interest</u>	<u>Payment</u>	<u>Balance</u>
2014-09-01	5.10%	125,000.00	12,875.00	137,875.00	\$125,000.00
2015-09-01	5.20%	125,000.00	6,500.00	131,500.00	
Totals		\$250,000.00	\$19,375.00	\$269,375.00	

**Charter Township of Lyon
Complete Debt Report for
2005 General Obligation Bonds: 2005A**

Issuance Information

Debt Type: Bonds & contracts payable
Activity Type: Government
Repayment Source: General Obligation
Issuance Date: 2005-02-01
Issuance Amount: \$2,415,000
Interest Rate: 3.65-3.75
Maturing Through: 2015
Principal Maturity Range: \$80,000 - \$85,000
Series: 2005A

Payment Schedule

<u>Date Due</u>	<u>Interest Rate</u>	<u>Principal</u>	<u>Interest</u>	<u>Payment</u>	<u>Balance</u>
2014-09-01	3.65%	80,000.00	6,108.00	86,108.00	\$85,000.00
2015-09-01	3.75%	85,000.00	3,188.00	88,188.00	
Totals		\$165,000.00	\$9,296.00	\$174,296.00	

**Charter Township of Lyon
Complete Debt Report for
2005 General Obligation Bonds: 2005B**

Issuance Information

Debt Type: Bonds & contracts payable
Activity Type: Government
Repayment Source: General Obligation
Issuance Date: 2005-10-01
Issuance Amount: \$103,000
Interest Rate: 4.84
Maturing Through: 2015
Principal Maturity Range: \$12,000 - \$12,000
Series: 2005B

Payment Schedule

<u>Date Due</u>	<u>Interest Rate</u>	<u>Principal</u>	<u>Interest</u>	<u>Payment</u>	<u>Balance</u>
2014-05-01	4.84%	12,000.00	871.00	12,871.00	\$12,000.00
2015-05-01	4.84%	12,000.00	290.00	12,290.00	
Totals		\$24,000.00	\$1,161.00	\$25,161.00	

**Charter Township of Lyon
Complete Debt Report for
2005 Special Assessment Bonds: 2005A**

Issuance Information

Debt Type: Bonds & contracts payable
Activity Type: Government
Repayment Source: TIF/SAD
Issuance Date: 2005-02-01
Issuance Amount: \$2,415,000
Interest Rate: 3.65-3.75
Maturing Through: 2015
Principal Maturity Range: \$200,000 - \$200,000
Series: 2005A

Payment Schedule

<u>Date Due</u>	<u>Interest Rate</u>	<u>Principal</u>	<u>Interest</u>	<u>Payment</u>	<u>Balance</u>
2014-09-01	3.65%	200,000.00	14,799.00	214,799.00	\$200,000.00
2015-09-01	3.75%	200,000.00	7,500.00	207,500.00	
Totals		\$400,000.00	\$22,299.00	\$422,299.00	

**Charter Township of Lyon
Complete Debt Report for
2005 Special Assessment Bonds: 2005B**

Issuance Information

Debt Type: Bonds & contracts payable
Activity Type: Government
Repayment Source: TIF/SAD
Issuance Date: 2005-08-01
Issuance Amount: \$1,455,000
Interest Rate: 3.65-3.75
Maturing Through: 2015
Principal Maturity Range: \$145,000 - \$145,000
Series: 2005B

Payment Schedule

<u>Date Due</u>	<u>Interest Rate</u>	<u>Principal</u>	<u>Interest</u>	<u>Payment</u>	<u>Balance</u>
2014-05-01	3.65%	145,000.00	8,084.00	153,084.00	\$145,000.00
2015-05-01	3.75%	145,000.00	2,719.00	147,719.00	
Totals		\$290,000.00	\$10,803.00	\$300,803.00	

**Charter Township of Lyon
Complete Debt Report for
2005 Special Assessment Bonds: 2005C**

Issuance Information

Debt Type: Bonds & contracts payable
Activity Type: Government
Repayment Source: TIF/SAD
Issuance Date: 2005-10-01
Issuance Amount: \$4,530,000
Interest Rate: 3.7-3.8
Maturing Through: 2015
Principal Maturity Range: \$470,000 - \$470,000
Series: 2005C

Payment Schedule

<u>Date Due</u>	<u>Interest Rate</u>	<u>Principal</u>	<u>Interest</u>	<u>Payment</u>	<u>Balance</u>
2014-05-01	3.7%	470,000.00	26,555.00	496,555.00	\$470,000.00
2015-05-01	3.80%	470,000.00	8,930.00	478,930.00	
Totals		\$940,000.00	\$35,485.00	\$975,485.00	

Charter Township of Lyon Complete Debt Report for 2005 Special Assessment Bonds: 2005D

Issuance Information

Debt Type: Bonds & contracts payable
Activity Type: Government
Repayment Source: TIF/SAD
Issuance Date: 2005-12-01
Issuance Amount: \$7,980,000
Interest Rate: 4.0-4.75
Maturing Through: 2025
Principal Maturity Range: \$400,000 - \$425,000
Series: 2005D

Payment Schedule

<u>Date Due</u>	<u>Interest Rate</u>	<u>Principal</u>	<u>Interest</u>	<u>Payment</u>	<u>Balance</u>
2014-11-01	4.0%	400,000.00	213,362.00	613,362.00	\$4,500,000.00
2015-11-01	4.0%	400,000.00	197,362.00	597,362.00	\$4,100,000.00
2016-11-01	4.0%	400,000.00	181,362.00	581,362.00	\$3,700,000.00
2017-11-01	4.20%	400,000.00	165,362.00	565,362.00	\$3,300,000.00
2018-11-01	4.25%	400,000.00	148,562.00	548,562.00	\$2,900,000.00
2019-11-01	4.50%	400,000.00	131,562.00	531,562.00	\$2,500,000.00
2020-11-01	4.50%	400,000.00	113,562.00	513,562.00	\$2,100,000.00
2021-11-01	4.50%	400,000.00	95,562.00	495,562.00	\$1,700,000.00
2022-11-01	4.50%	425,000.00	77,562.00	502,562.00	\$1,275,000.00
2023-11-01	4.50%	425,000.00	58,438.00	483,438.00	\$850,000.00
2024-11-01	4.50%	425,000.00	39,312.00	464,312.00	\$425,000.00
2025-11-01	4.75%	425,000.00	20,188.00	445,188.00	
Totals		\$4,900,000.00	\$1,442,196.00	\$6,342,196.00	

**Charter Township of Lyon
Complete Debt Report for
2006 Special Assessment Bonds: 2006A**

Issuance Information

Debt Type: Bonds & contracts payable
Activity Type: Government
Repayment Source: TIF/SAD
Issuance Date: 2006-10-01
Issuance Amount: \$20,630,000
Interest Rate: 4.0-4.25
Maturing Through: 2027
Principal Maturity Range: \$1,125,000 - \$1,175,000
Series: 2006A

Payment Schedule

<u>Date Due</u>	<u>Interest Rate</u>	<u>Principal</u>	<u>Interest</u>	<u>Payment</u>	<u>Balance</u>
2014-11-01	4.0%	1,125,000.00	656,262.00	1,781,262.00	\$14,875,000.00
2015-11-01	4.0%	1,125,000.00	611,263.00	1,736,263.00	\$13,750,000.00
2016-11-01	4.0%	1,125,000.00	566,262.00	1,691,262.00	\$12,625,000.00
2017-11-01	4.0%	1,125,000.00	521,263.00	1,646,263.00	\$11,500,000.00
2018-11-01	4.0%	1,125,000.00	476,262.00	1,601,262.00	\$10,375,000.00
2019-11-01	4.0%	1,125,000.00	431,263.00	1,556,263.00	\$9,250,000.00
2020-11-01	4.10%	1,125,000.00	386,262.00	1,511,262.00	\$8,125,000.00
2021-11-01	4.10%	1,150,000.00	340,138.00	1,490,138.00	\$6,975,000.00
2022-11-01	4.13%	1,150,000.00	292,987.00	1,442,987.00	\$5,825,000.00
2023-11-01	4.13%	1,150,000.00	245,551.00	1,395,551.00	\$4,675,000.00
2024-11-01	4.20%	1,150,000.00	198,113.00	1,348,113.00	\$3,525,000.00
2025-11-01	4.25%	1,175,000.00	149,812.00	1,324,812.00	\$2,350,000.00
2026-11-01	4.25%	1,175,000.00	99,875.00	1,274,875.00	\$1,175,000.00
2027-11-01	4.25%	1,175,000.00	49,937.00	1,224,937.00	
Totals		\$16,000,000.00	\$5,025,250.00	\$21,025,250.00	

Charter Township of Lyon Complete Debt Report for 2009 General Obligation Bonds: 2009

Issuance Information

Debt Type: Bonds & contracts payable
Activity Type: Government
Repayment Source: General Obligation
Issuance Date: 2009-11-03
Issuance Amount: \$2,600,000
Interest Rate: 3.0-4.0
Maturing Through: 2019
Principal Maturity Range: \$260,000 - \$370,000
Series: 2009

Payment Schedule

<u>Date Due</u>	<u>Interest Rate</u>	<u>Principal</u>	<u>Interest</u>	<u>Payment</u>	<u>Balance</u>
2014-05-01	3.0%	260,000.00	66,287.00	326,287.00	\$1,635,000.00
2015-05-01	3.5%	285,000.00	57,400.00	342,400.00	\$1,350,000.00
2016-05-01	3.75%	305,000.00	46,694.00	351,694.00	\$1,045,000.00
2017-05-01	3.75%	330,000.00	34,788.00	364,788.00	\$715,000.00
2018-05-01	4.0%	345,000.00	21,700.00	366,700.00	\$370,000.00
2019-05-01	4.0%	370,000.00	7,400.00	377,400.00	
Totals		\$1,895,000.00	\$234,269.00	\$2,129,269.00	

Charter Township of Lyon Complete Debt Report for DDA Capital Improvement Bonds: 2009A

Issuance Information

Debt Type: Bonds & contracts payable
Activity Type: Component Unit
Repayment Source: DDA/LDFA
Issuance Date: 2009-05-13
Issuance Amount: \$7,500,000
Interest Rate: 3.25-4.80
Maturing Through: 2029
Principal Maturity Range: \$275,000 - \$575,000
Series: 2009A

Payment Schedule

<u>Date Due</u>	<u>Interest Rate</u>	<u>Principal</u>	<u>Interest</u>	<u>Payment</u>	<u>Balance</u>
2014-10-01	3.25%	275,000.00	280,894.00	555,894.00	\$6,250,000.00
2015-10-01	3.5%	290,000.00	271,958.00	561,958.00	\$5,960,000.00
2016-10-01	3.75%	305,000.00	261,808.00	566,808.00	\$5,655,000.00
2017-10-01	4.0%	320,000.00	250,370.00	570,370.00	\$5,335,000.00
2018-10-01	4.0%	335,000.00	237,570.00	572,570.00	\$5,000,000.00
2019-10-01	4.10%	350,000.00	224,170.00	574,170.00	\$4,650,000.00
2020-10-01	4.20%	370,000.00	209,820.00	579,820.00	\$4,280,000.00
2021-10-01	4.20%	390,000.00	194,280.00	584,280.00	\$3,890,000.00
2022-10-01	4.30%	405,000.00	177,900.00	582,900.00	\$3,485,000.00
2023-10-01	4.40%	430,000.00	160,484.00	590,484.00	\$3,055,000.00
2024-10-01	4.50%	450,000.00	141,564.00	591,564.00	\$2,605,000.00
2025-10-01	4.50%	470,000.00	121,314.00	591,314.00	\$2,135,000.00
2026-10-01	4.60%	495,000.00	100,164.00	595,164.00	\$1,640,000.00
2027-10-01	4.65%	520,000.00	77,394.00	597,394.00	\$1,120,000.00
2028-10-01	4.70%	545,000.00	53,214.00	598,214.00	\$575,000.00
2029-10-01	4.80%	575,000.00	27,600.00	602,600.00	
Totals		\$6,525,000.00	\$2,790,504.00	\$9,315,504.00	

**Charter Township of Lyon
Complete Debt Report for
DDA Capital Improvement Bonds: 2010A**

Issuance Information

Debt Type: Bonds & contracts payable
Activity Type: Component Unit
Repayment Source: DDA/LDFA
Issuance Date: 2010-04-28
Issuance Amount: \$5,000,000
Interest Rate: 3.46-6.92
Maturing Through: 2030
Principal Maturity Range: \$190,000 - \$320,000
Series: 2010A

Payment Schedule

<u>Date Due</u>	<u>Interest Rate</u>	<u>Principal</u>	<u>Interest</u>	<u>Payment</u>	<u>Balance</u>
2014-10-01	3.46%	190,000.00	257,584.00	447,584.00	\$4,000,000.00
2015-10-01	3.91%	195,000.00	251,010.00	446,010.00	\$3,805,000.00
2016-10-01	5.76%	200,000.00	243,384.00	443,384.00	\$3,605,000.00
2017-10-01	5.76%	205,000.00	231,864.00	436,864.00	\$3,400,000.00
2018-10-01	5.76%	210,000.00	220,056.00	430,056.00	\$3,190,000.00
2019-10-01	5.76%	220,000.00	207,960.00	427,960.00	\$2,970,000.00
2020-10-01	5.76%	225,000.00	195,288.00	420,288.00	\$2,745,000.00
2021-10-01	6.31%	235,000.00	182,328.00	417,328.00	\$2,510,000.00
2022-10-01	6.31%	240,000.00	167,500.00	407,500.00	\$2,270,000.00
2023-10-01	6.31%	250,000.00	152,356.00	402,356.00	\$2,020,000.00
2024-10-01	6.31%	260,000.00	136,582.00	396,582.00	\$1,760,000.00
2025-10-01	6.31%	265,000.00	120,176.00	385,176.00	\$1,495,000.00
2026-10-01	6.92%	275,000.00	103,454.00	378,454.00	\$1,220,000.00
2027-10-01	6.92%	290,000.00	84,424.00	374,424.00	\$930,000.00
2028-10-01	6.92%	300,000.00	64,356.00	364,356.00	\$630,000.00
2029-10-01	6.92%	310,000.00	43,596.00	353,596.00	\$320,000.00
2030-10-01	6.92%	320,000.00	22,144.00	342,144.00	
Totals		\$4,190,000.00	\$2,684,062.00	\$6,874,062.00	

Charter Township of Lyon Complete Debt Report for Land Contract:

Issuance Information

Debt Type: Bonds & contracts payable
Activity Type: Component Unit
Repayment Source: DDA/LDFA
Issuance Date: 2012-10-25
Issuance Amount: \$200,000
Maturing Through: 2016
Principal Maturity Range: \$50,000 - \$50,000

Payment Schedule

<u>Date Due</u>	<u>Principal</u>	<u>Interest</u>	<u>Payment</u>	<u>Balance</u>
2014-10-25	50,000.00	3,000.00	53,000.00	\$100,000.00
2015-10-25	50,000.00	2,000.00	52,000.00	\$50,000.00
2016-10-25	50,000.00	1,000.00	51,000.00	
Totals	\$150,000.00	\$6,000.00	\$156,000.00	

