

Michigan Department of Treasury
Office of Revenue and Tax Analysis
PO Box 30722
Lansing MI 48909

RE: Compliance Form 4886 for Village of Alanson, MI Transparency & Accountability

The Village of Alanson is pleased to submit form 4886 with the required documents per Public Act 84, in compliance with the State of Michigan's Transparency and Accountability Initiative.

The Village of Alanson has chosen to use a web-service for this requirement, and has partnered with Munetrix to showcase our data.

Included with this letter are the required documents for Village of Alanson's:

- Citizen's Guide to Finances including our Pension and OPEB status
- Performance Dashboard
- Debt Service Report
- Projected Budget Report

We have made the data available to the public via a link on our website; as well we will make available limited quantities of paper copies in our municipality lobby and notify residents in our periodic mailings. You will find the confirmation of our website link and various supporting transparency documentation included with this letter.

We look forward to receiving these important funds from the State of Michigan and trust you will contact us if there are any questions or concerns.

Sincerely,

Richard Weidenhamer
President

Michigan Department of Treasury
(Recreated) 4886 (Rev. 07-15)

City, Village, and Township Revenue Sharing/County Incentive Program Certification of Accountability and Transparency

Issued under authority of 2015 Public Act 84. Filing is mandatory to qualify for payments.

Each city/village/township/county applying for City, Village, and Township Revenue Sharing or County Incentive Program payments must:

1. Certify to the Michigan Department of Treasury (Treasury) that the local unit listed below has produced and made available to the public, a Citizen's Guide, a Performance Dashboard, a Debt Service Report, and a Projected Budget Report as required by 2015 Public Act 84. The Citizen's Guide, Performance Dashboard, Debt Service Report, and Projected Budget Report shall be made available for public viewing in the clerk's office or posted on a publicly accessible Internet site. The local unit must include in any mailing of general information to its citizens, the physical location or Internet website address where all the documents are available for viewing.
2. Submit to Treasury a Citizen's Guide, a Performance Dashboard, a Debt Service Report, and a Projected Budget Report.

This certification, along with a Citizen's Guide, a Performance Dashboard, a Debt Service Report, and a Projected Budget Report, **must be received by December 1, 2015**, (or the first day of a payment month) in order to qualify for that month's payment. Postmark dates will not be considered. For questions, call 517-373-2697.

PART 1: LOCAL UNIT INFORMATION			
Local Unit Name Village of Alanson		Local Unit County Name Emmet County	
Local Unit Code 243010		Contact E-Mail Address tcleven4547@yahoo.com	
Contact Name Richard Weidenhamer	Contact Title President	Contact Telephone Number 231-548-5323	Extension
Website Address, if reports are available online http://munetrix.com/sections/data/municipal.php?MuniID=1422&Type=Village			Current Fiscal Year End Date 2016-02-28
PART 2: CERTIFICATION			
<i>In accordance with 2015 Public Act 84, the undersigned hereby certifies to Treasury that the above mentioned local unit 1) has produced a Citizen's Guide, a Performance Dashboard, a Debt Service Report, and a Projected Budget Report; 2) has made the documents available for public viewing in the city, village, township, or county clerk's office or has posted them on a publicly accessible Internet site; and 3) will include in any mailing of general information to our citizens, the physical location or Internet website address where the documents are located. The Citizen's Guide, Performance Dashboard, Debt Service Report, and Projected Budget Report are attached to this signed certification.</i>			
Chief Administrative Officer Signature (as defined in MCL 141.422b)		Printed Name of Chief Administrative Officer (as defined in MCL 141.422b) Richard Weidenhamer	
Title President		Date November 25, 2015	

Completed and signed form (including required attachments) should be e-mailed to: TreasRevenueSharing@michigan.gov
If you are unable to submit via e-mail, fax to 517-335-3298 or mail the completed form and required attachments to:

Michigan Department of Treasury
Office of Revenue and Tax Analysis
PO Box 30722
Lansing MI 48909

TREASURY USE ONLY		
CVTRS/CIP Eligible	Y N	Certification Received
Final Certification		Citizen's Guide Received
		Performance Dashboard Received
		Debt Service Report Received
		Projected Budget Report Received
		CVTRS/CIP Notes

General Info

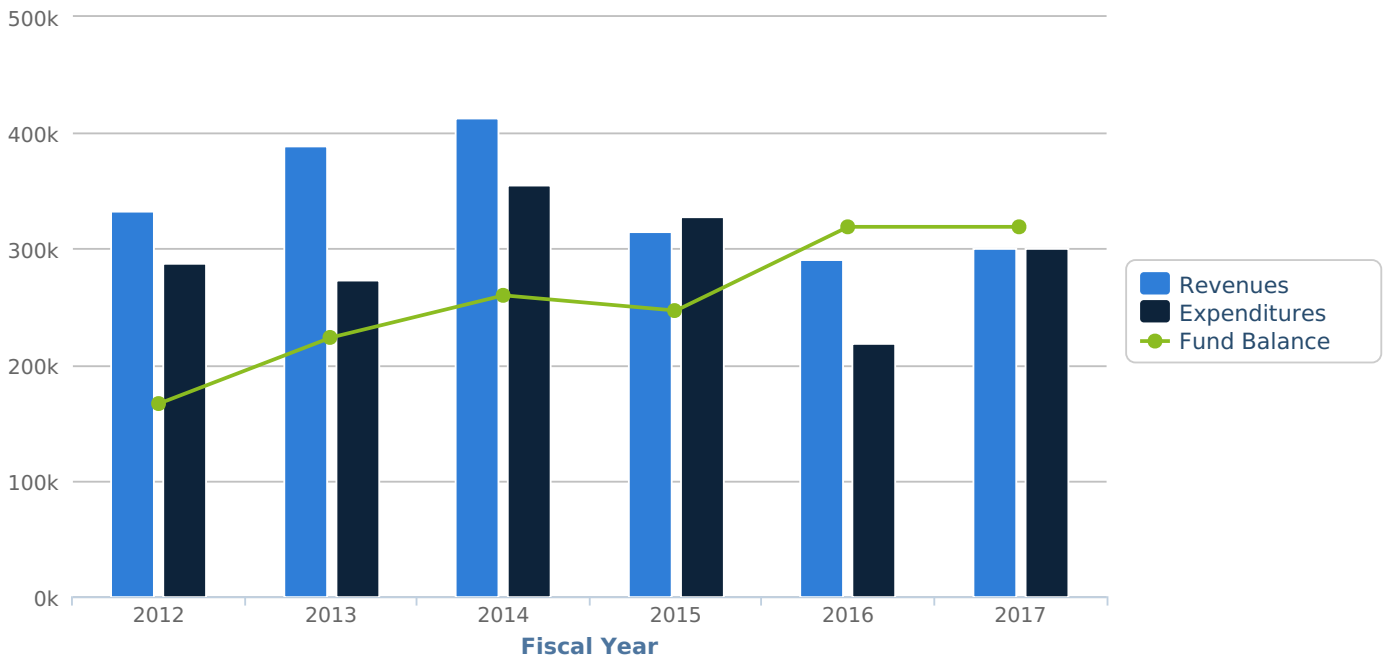
Name	Type	Fiscal Year End	Population (2010)	Phone	Website
Alanson Village	Village	February	738	(231) 548-5431	www.villageofalanson.com

Multi-Year General Fund Only

Year	Data Status	Fiscal Score	Population	Operating Millage	General Fund Revenues	General Fund Expenditures	*Available Fund Balance	Taxable Value
2017	Forecast	0	738	7.3150	\$300,000	\$299,999	\$318,873	\$17,500,000
2016	Budget	0	738	7.3150	\$291,037	\$218,748	\$318,873	\$17,469,170
2015	Audited	0	738	7.3150	\$314,432	\$327,584	\$246,584	\$17,469,170
2014	Historic	1	738	7.3150	\$413,442	\$356,039	\$259,736	\$17,157,271
2013	Historic	1	741	7.3150	\$389,553	\$274,065	\$223,404	\$17,005,161
2012	Historic	1	741	7.3150	\$332,057	\$287,601	\$166,318	\$17,290,509

*Available Fund Balance includes Committed, Assigned, and Unassigned Funds. It excludes Nonspendable and Restricted Funds.

How We Have Managed Our Resources



Fiscal Year Assumptions Notes

2017 Notes:

REVENUES: It is assumed that the millage rate will remain the same but a slight continued increase in the taxable value.

EXPENSE: No significant increase in expenditures.

2016 Notes:

Revenues

- Tax revenue assumed to be flat for 2016
- Lower licenses & permits revenue
- All other revenue expected to remain constant

Expenditures

- Capital outlay for a new plow truck
- Pay raise for DPW Director
- Other salaries to remain flat
- Health care costs flat

Financial Statement

Including General Fund only

Balance Sheet

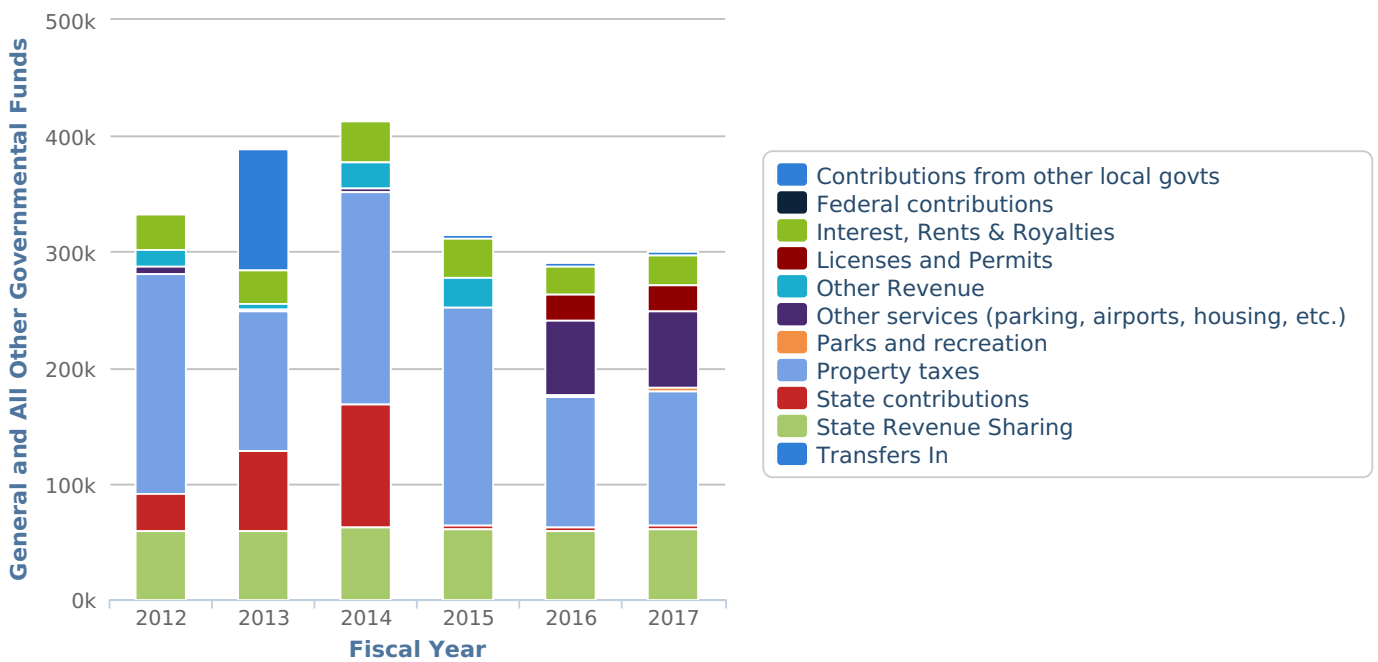
Category Name	2017	2016	2015	2014	2013	2012
Fund Equity	\$318,873	\$318,873	\$246,584	\$259,736	\$223,404	\$166,916
Total Assets	N/A	N/A	\$513,780	\$284,072	\$230,768	\$174,824
Total Liabilities	\$0	\$0	\$67,154	\$24,336	\$7,364	\$7,908

*Fund Equity includes all five fund types: Committed, Assigned, Unassigned, Nonspendable and Restricted Funds.

Revenues

Category Name	2017	2016	2015	2014	2013	2012
Contributions from other local govts	\$3,092	\$3,000	\$1,867		\$105,770	
Federal contributions	\$0	\$0				
Interest, Rents & Royalties	\$24,636	\$23,900	\$34,969	\$36,057	\$28,232	\$30,180
Licenses and Permits	\$23,708	\$23,000				
Other Revenue	\$0	\$0	\$24,631	\$21,298	\$4,637	\$14,056
Other services (parking, airports, housing, etc.)	\$65,971	\$64,000	\$673	\$3,216	\$1,126	\$6,580
Parks and recreation	\$2,062	\$2,000				
Property taxes	\$115,797	\$112,337	\$187,767	\$183,758	\$120,495	\$188,880
State contributions	\$2,886	\$2,800	\$2,668	\$105,784	\$70,572	\$32,914
State Revenue Sharing	\$61,848	\$60,000	\$61,857	\$63,329	\$58,721	\$59,447
Transfers In	\$0	\$0				
Total	\$300,000	\$291,037	\$314,432	\$413,442	\$389,553	\$332,057

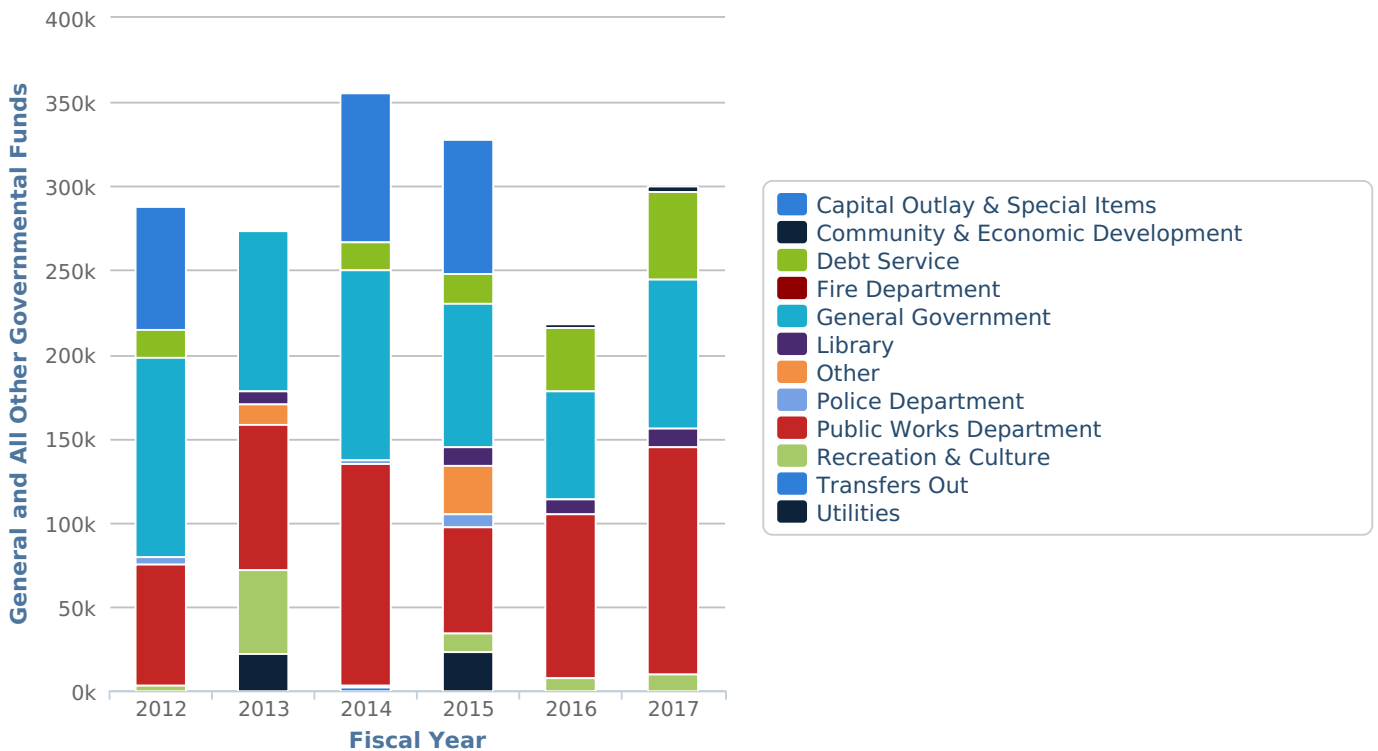
Where The Money Comes From



Expenses

Category Name	2017	2016	2015	2014	2013	2012
Capital Outlay & Special Items	\$0	\$0	\$79,791	\$88,938		\$72,330
Community & Economic Development	\$3,470	\$2,530			\$150	
Debt Service	\$51,312	\$37,415	\$16,911	\$16,912		\$16,912
Fire Department	\$0	\$0				
General Government	\$89,020	\$64,910	\$85,627	\$112,252	\$95,638	\$118,986
Library	\$11,580	\$8,444	\$11,537		\$8,148	
Other			\$28,922		\$12,189	
Police Department	\$0	\$0	\$7,108	\$2,277		\$4,224
Public Works Department	\$134,331	\$97,949	\$62,849	\$132,432	\$86,144	\$71,295
Recreation & Culture	\$10,286	\$7,500	\$11,389	\$1,428	\$49,706	\$3,854
Transfers Out	\$0	\$0		\$1,800		
Utilities			\$23,450		\$22,091	
Total	\$299,999	\$218,748	\$327,584	\$356,039	\$274,065	\$287,601

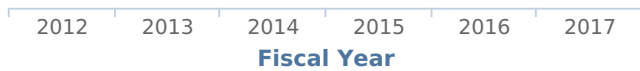

How The Money Is Spent



Supplementary Information (Pension / OPEB)

Category Name	2017	2016	2015	2014	2013	2012
Pensions Actuarial Liability	N/A	N/A	N/A	N/A	N/A	N/A
Pension Fund Assets	N/A	N/A	N/A	N/A	N/A	N/A
OPEB Actuarial Liability	N/A	N/A	N/A	N/A	N/A	N/A
OPEB Fund Assets	N/A	N/A	N/A	N/A	N/A	N/A

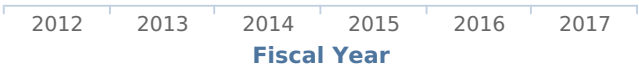
Pension Fund Status



Pension Notes:

The Village of Alanson has no pension plan.

Other Post-Employment Benefit Fund Status


















OPEB Notes:
The Village of Alanson has no OPEB.

Fund Equity Detail



Category Name	2017	2016	2015	2014	2013	2012
Assigned	\$0	\$0				
Committed	\$0	\$0				
Nonspendable	\$0	\$0				
Restricted	\$0	\$0				\$598
Unassigned	\$318,873	\$318,873	\$246,584	\$259,736	\$223,404	\$166,318

Copyright © 2015 Munetrix, LLC. All rights reserved.

Fiscal Stability	2014	2015	Progress
Annual General Fund expenditures per capita	\$482	\$444	
Fund balance as % of General Fund Revenues 	62.8%	78.4%	
Other Post Employment Benefits % Funded	-	-	
Pension % Funded 	-	-	
Debt burden per capita	\$102	\$204	

Public Safety	2013	2014	Progress
Crimes against persons per thousand residents 	13.5	8.1	
Crimes against property per thousand residents 	41.8	31.2	
Crimes against society per thousand residents 	20.2	32.5	
Other crimes per thousand residents 	21.6	32.5	

School District Enrollment	2014	2015	Progress
Alanson Public Schools	260	-	

Culture & Lifestyle	2014	2015	Progress
Acres of park per thousand residents	-	-	
Percent of General Fund budget committed to arts culture and recreation	0.4%	3.5%	

Pension Notes:

The Village of Alanson has no pension plan.

OPEB Notes:

The Village of Alanson has no OPEB.

[Print](#)

Village of Alanson
Local Code: 24-3010
Debt Service Summary Report

Bank Loans

Fiscal Years

Name	2015	2016	2017	2018
2014 Freight liner Truck: M2-128SD Dump Truck	20,416	20,416	20,416	20,416
Roof Debt for Community Building:	16,412	16,912	16,912	16,912
Subtotal for Bank Loans	\$36,828	\$37,328	\$37,328	\$37,328
Total Principal & Interest	\$36,828	\$37,328	\$37,328	\$37,328

**Village of Alanson
Complete Debt Report for
2014 Freight liner Truck: M2-128SD Dump Truck**

Issuance Information

Debt Type: Bank Loans
Activity Type: Government
Repayment Source: General Obligation
Issuance Date: 2014-03-11
Issuance Amount: \$94,377
Interest Rate: 3.25%
Maturing Through: 2018
Principal Maturity Range: \$17,932 - \$19,764
Series: M2-128SD Dump Truck
Purpose: DPW vehicle
Comments: 2014 Freightliner, M2-108SD Dump Truck, VIN# 1FVAG5CY2EHFT7015, with equipment installed by Truck and Trailer Specialist of Boyne Falls, MI

Payment Schedule

<u>Date Due</u>	<u>Interest Rate</u>	<u>Principal</u>	<u>Interest</u>	<u>Payment</u>	<u>Balance</u>
2014-08-15	3.250%	19,026.99	1,388.78	20,415.77	\$75,350.01
2015-08-15	3.250%	17,932.88	2,482.89	20,415.77	\$57,417.13
2016-08-15	3.250%	18,518.61	1,897.16	20,415.77	\$38,898.52
2017-08-15	3.250%	19,134.01	1,281.76	20,415.77	\$19,764.51
2018-08-15	3.250%	19,764.51	651.26	20,415.77	
Totals		\$94,377.00	\$7,701.85	\$102,078.85	

**Village of Alanson
Complete Debt Report for
Roof Debt for Community Building:**

Issuance Information

Debt Type: Bank Loans
Activity Type: Government
Repayment Source: Tax-Backed
Issuance Date: 2009-02-01
Issuance Amount: \$150,000
Interest Rate: 3.95
Maturing Through: 2019
Principal Maturity Range: \$12,895 - \$16,268
Purpose: City Hall needed a new roof

Payment Schedule

<u>Date Due</u>	<u>Interest Rate</u>	<u>Principal</u>	<u>Interest</u>	<u>Payment</u>	<u>Balance</u>
2014-11-01	3.5%	13,904.00	2,508.00	16,412.00	\$75,393.00
2015-11-01	3.5%	13,934.00	2,978.00	16,912.00	\$61,459.00
2016-11-01	3.5%	14,484.00	2,428.00	16,912.00	\$46,975.00
2017-11-01	3.5%	15,056.00	1,856.00	16,912.00	\$31,919.00
2018-11-01	3.5%	15,651.00	1,261.00	16,912.00	\$16,268.00
2019-11-01	3.5%	16,268.00	642.00	16,910.00	
Totals		\$89,297.00	\$11,673.00	\$100,970.00	

