

Michigan Department of Treasury
Office of Revenue and Tax Analysis
PO Box 30722
Lansing MI 48909

RE: Compliance Form 4886 for City of Hamtramck, MI Transparency & Accountability

The City of Hamtramck is pleased to submit form 4886 with the required documents per Public Act 268, in compliance with the State of Michigan's Transparency and Accountability Initiative.

The City of Hamtramck has chosen to use a web-service for this requirement, and has partnered with Munetrix to showcase our data.


Included with this letter are the required documents for City of Hamtramck's:

- Citizen's Guide to Finances including our Pension and OPEB status
- Performance Dashboard
- Debt Service Report
- Projected Budget Report

We have made the data available to the public via a link on our website; as well we will make available limited quantities of paper copies in our municipality lobby and notify residents in our periodic mailings. You will find the confirmation of our website link and various supporting transparency documentation included with this letter.

We look forward to receiving these important funds from the State of Michigan and trust you will contact us if there are any questions or concerns.

Sincerely,



Katrina Powell
City Manager

Michigan Department of Treasury
(Recreated) 4886 (Rev. 09-16)


City, Village, and Township Revenue Sharing and County Incentive Program Certification

Issued under authority of 2016 Public Act 268. Filing is mandatory to qualify for payments.

Each city/village/township/county applying for City, Village, and Township Revenue Sharing or County Incentive Program payments must:

1. Certify to the Michigan Department of Treasury (Treasury) that the local unit listed below has produced and made available to the public a Citizen's Guide, a Performance Dashboard, a Debt Service Report, and a Projected Budget Report as required by 2016 Public Act 268. The local unit must include in any mailing of general information to its citizens, the Internet website address or the physical location where all the documents are available for public viewing in the clerk's office.
2. Submit to Treasury a Citizen's Guide, a Performance Dashboard, a Debt Service Report, and a Projected Budget Report.

This certification, along with a Citizen's Guide, a Performance Dashboard, a Debt Service Report, and a Projected Budget Report, **must be received by December 1, 2016**, (or the first day of a payment month) in order to qualify for that month's payment. Postmark dates will not be considered. For questions, call 517-373-2697.

PART 1: LOCAL UNIT INFORMATION			
Local Unit Name City of Hamtramck		Local Unit County Name Wayne County	
Local Unit Code 822140		Contact E-Mail Address bcairns@hamtramckcity.com	
Contact Name Bhama Cairns	Contact Title City Controller	Contact Telephone Number 313-800-5233 x322	Extension
Website Address, if reports are available online http://munetrix.com/sections/data/municipal.php?MuniID=210&Type=City		Current Fiscal Year End Date 2017-06-30	
PART 2: CITIZEN'S GUIDE			
Check any of the following that apply:			
<input type="checkbox"/> The local unit has elected to use Treasury's online Citizen's Guide to comply with the legislative requirements. Therefore, a copy of the Citizen's Guide will not be submitted to Treasury.			
<input type="checkbox"/> The local unit does not have any unfunded pensions or other post employment benefits (OPEB).			
PART 3: CERTIFICATION			
<i>In accordance with 2016 Public Act 268, the undersigned hereby certifies to Treasury that the above mentioned local unit 1) has produced a Citizen's Guide, a Performance Dashboard, a Debt Service Report, and a Projected Budget Report and 2) will include in any mailing of general information to our citizens, the Internet website address or the physical location where all the documents are available for public viewing in the clerk's office. The Citizen's Guide, Performance Dashboard, Debt Service Report, and Projected Budget Report are attached to this signed certification, unless otherwise noted in Part 2.</i>			
Chief Administrative Officer Signature (as defined in MCL 141.422b) 		Printed Name of Chief Administrative Officer (as defined in MCL 141.422b) Katrina Powell	
Title City Manager		Date November 28, 2016	

Completed and signed form (including required attachments) should be e-mailed to: **TreasRevenueSharing@michigan.gov**
If you are unable to submit via e-mail, fax to 517-335-3298 or mail the completed form and required attachments to:

Michigan Department of Treasury
Office of Revenue and Tax Analysis
PO Box 30722
Lansing MI 48909

TREASURY USE ONLY		
CVTRS/CIP Eligible Y N	Certification Received	Citizen's Guide Received
Performance Dashboard Received	Debt Service Report Received	Projected Budget Report Received
Final Certification	CVTRS/CIP Notes	

General Info

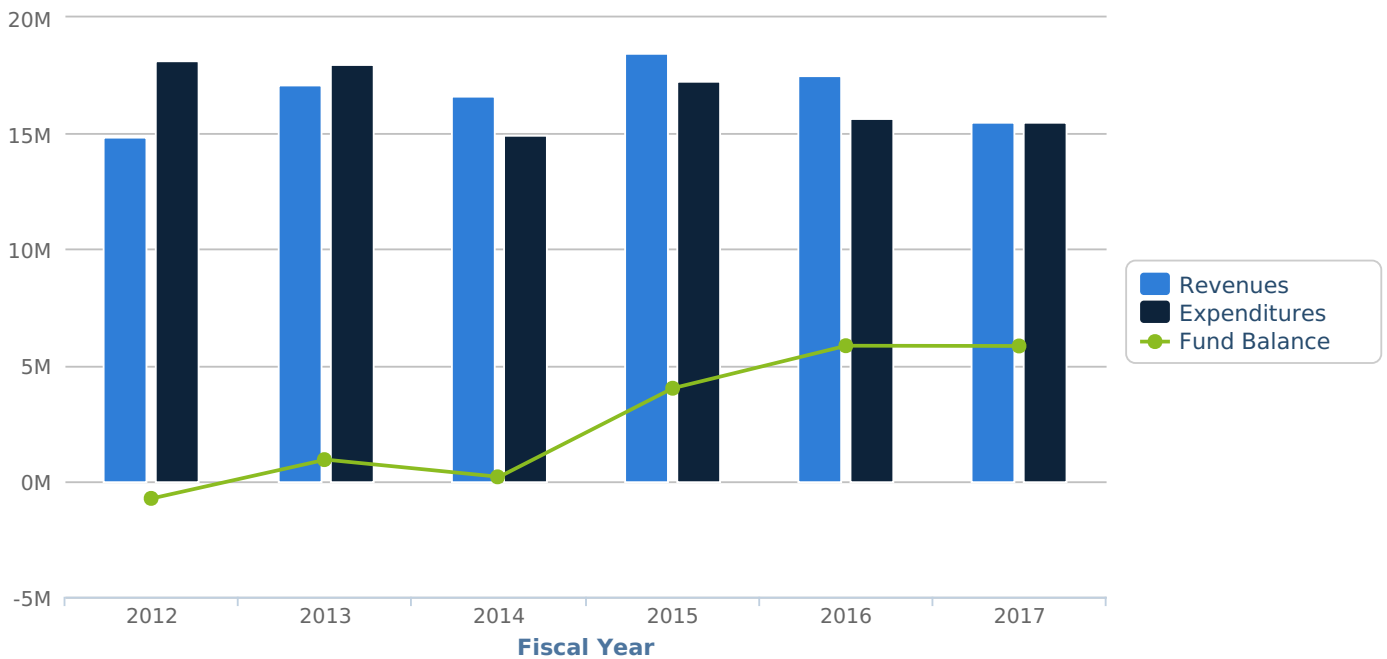
Name	Type	Fiscal Year End	Population (2010)	Phone	Website
Hamtramck	City	June	22,373	(313) 876-7700	http://www.hamtramck.us/

Multi-Year General Fund Only

Year	Data Status	Fiscal Score	Population	General Fund Revenues	General Fund Expenditures	*Available Fund Balance	Taxable Value
2017	Budget	2	22,002	\$15,460,154	\$15,471,252	\$5,823,643	\$192,992,992
2016	Projected	2	22,002	\$17,480,802	\$15,645,358	\$5,834,741	\$191,082,170
2015	Historic	3	22,002	\$18,494,869	\$17,288,394	\$3,999,297	\$189,190,268
2014	Historic	6	22,120	\$16,610,860	\$14,926,850	\$176,130	\$186,706,598
2013	Historic	6	22,091	\$17,072,121	\$18,003,398	\$918,732	\$185,638,645
2012	Historic	6	22,267	\$14,827,149	\$18,130,533	-\$753,733	\$195,096,857

*Available Fund Balance includes Committed, Assigned, and Unassigned Funds. It excludes Nonspendable and Restricted Funds.

How We Have Managed Our Resources



Fiscal Year Assumptions Notes

2018 Notes:

Assumptions for 2018

Revenues

- Taxable Value relatively flat, we are showing the most modest of increases
- Population is flat
- Slight increase in building permits and associated fees

Expenditures

- General Government salary increase of 1%
- Health care costs increase of 6%
- Dental costs increase by 4%
- Life insurance costs increase by 1%
- Pension costs will increase by \$900,000

Financial Statement

Including General Fund only

Balance Sheet

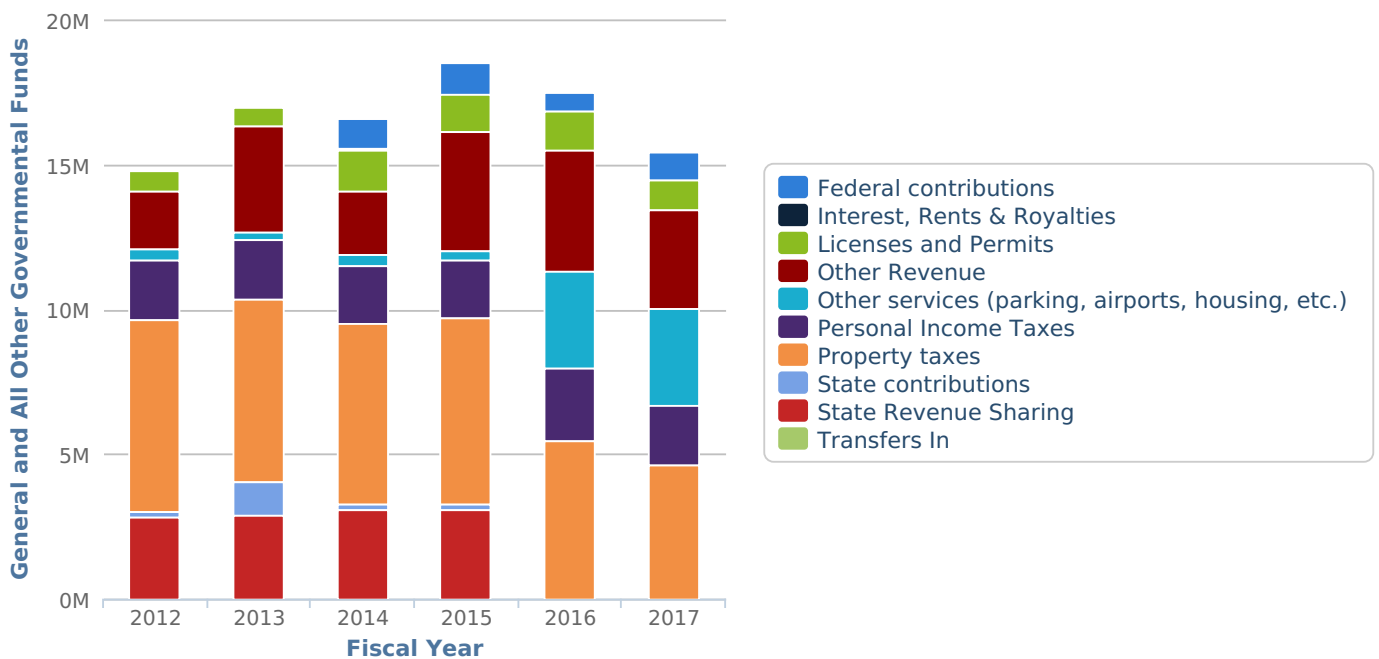
Category Name	2017	2016	2015	2014	2013	2012
Fund Equity	\$5,823,643	\$5,834,741	\$4,011,797	\$176,130	\$1,121,311	\$-582,365
Total Assets	N/A	N/A	\$5,790,702	\$4,604,234	\$2,854,126	\$1,969,239
Total Liabilities	N/A	N/A	\$1,778,905	\$1,798,912	\$1,732,815	\$2,551,604

*Fund Equity includes all five fund types: Committed, Assigned, Unassigned, Nonspendable and Restricted Funds.

Revenues

Category Name	2017	2016	2015	2014	2013	2012
Federal contributions	\$980,000	\$624,344	\$1,053,540	\$1,043,906		
Interest, Rents & Royalties	\$20,000	\$20,000	\$40,419	\$69,933	\$69,481	\$58,625
Licenses and Permits	\$1,005,000	\$1,325,420	\$1,229,953	\$1,396,400	\$647,622	\$684,038
Other Revenue	\$3,431,600	\$4,164,437	\$4,165,044	\$2,189,985	\$3,709,142	\$2,023,680
Other services (parking, airports, housing, etc.)	\$3,360,054	\$3,394,726	\$315,403	\$419,299	\$257,101	\$366,840
Personal Income Taxes	\$2,048,500	\$2,455,576	\$1,988,096	\$1,994,976	\$2,015,176	\$2,033,978
Property taxes	\$4,615,000	\$5,496,299	\$6,396,690	\$6,199,713	\$6,295,704	\$6,651,326
State contributions			\$190,087	\$223,815	\$1,155,889	\$183,483
State Revenue Sharing			\$3,115,637	\$3,072,833	\$2,920,456	\$2,825,179
Transfers In					\$1,550	
Total	\$15,460,154	\$17,480,802	\$18,494,869	\$16,610,860	\$17,072,121	\$14,827,149

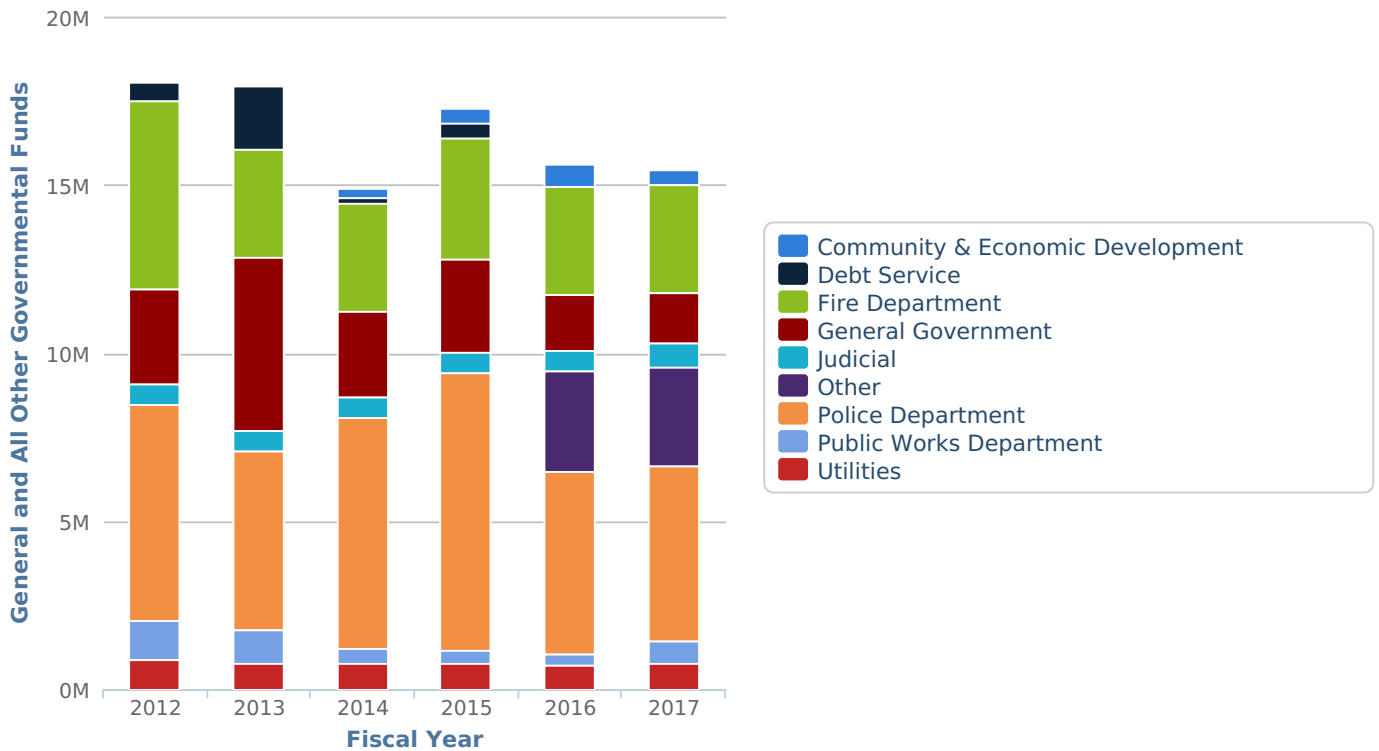
Where The Money Comes From



Expenses

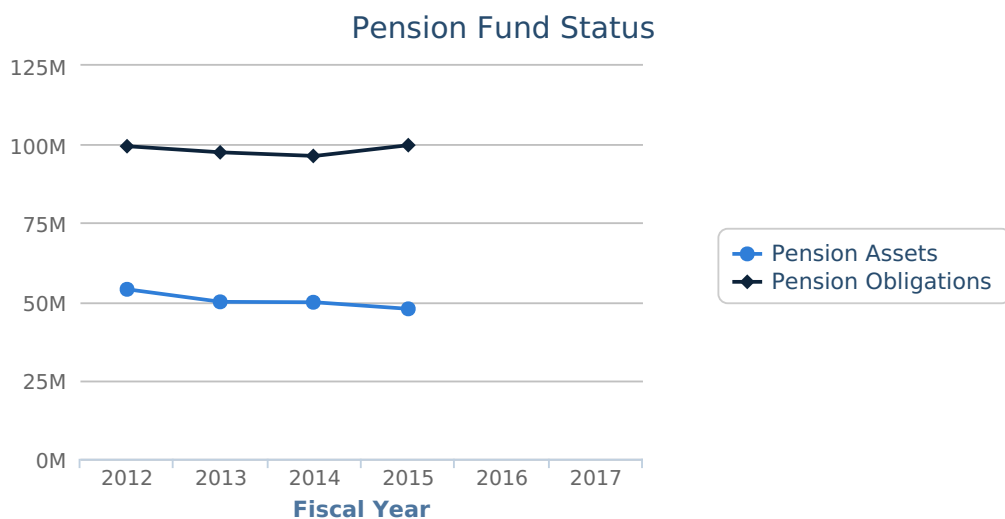
Category Name	2017	2016	2015	2014	2013	2012
Community & Economic Development	\$445,717	\$661,260	\$457,271	\$282,897	\$76,407	\$74,873
Debt Service			\$413,789	\$180,770	\$1,886,293	\$560,324
Fire Department	\$3,222,300	\$3,216,515	\$3,604,177	\$3,219,787	\$3,197,519	\$5,583,164
General Government	\$1,516,550	\$1,663,867	\$2,778,549	\$2,521,557	\$5,166,853	\$2,838,237
Judicial	\$723,285	\$622,366	\$618,729	\$614,047	\$604,011	\$615,707
Other	\$2,900,400	\$3,019,949				
Police Department	\$5,243,100	\$5,436,443	\$8,265,307	\$6,907,957	\$5,298,349	\$6,431,800
Public Works Department	\$664,900	\$284,031	\$378,406	\$424,487	\$973,907	\$1,137,325
Utilities	\$755,000	\$740,927	\$772,166	\$775,348	\$800,059	\$889,103
Total	\$15,471,252	\$15,645,358	\$17,288,394	\$14,926,850	\$18,003,398	\$18,130,533

How The Money Is Spent

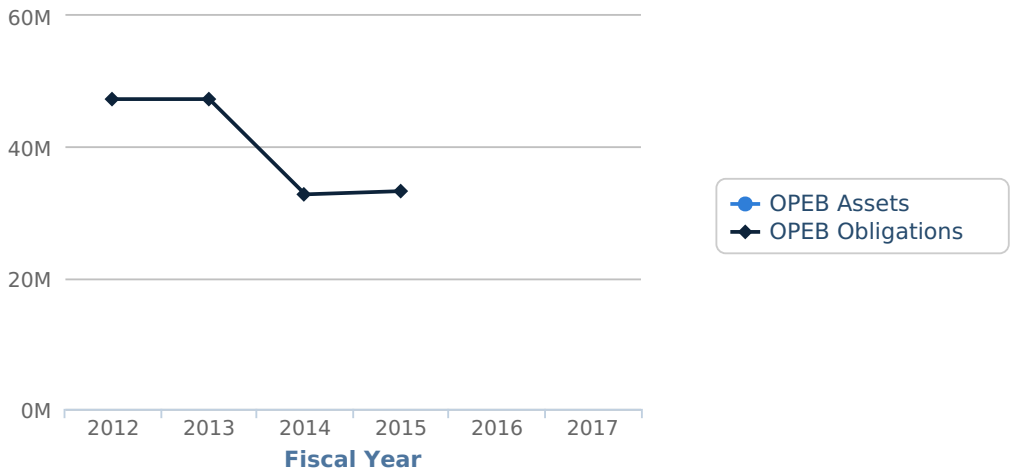


Supplementary Information (Pension / OPEB)

Category Name	2017	2016	2015	2014	2013	2012
Pensions Actuarial Liability	N/A	N/A	\$99,750,535	\$96,321,142	\$97,465,269	\$99,412,617
Pension Fund Assets	N/A	N/A	\$47,692,573	\$49,783,054	\$49,919,213	\$53,904,645
OPEB Actuarial Liability	N/A	N/A	\$33,241,386	\$32,746,691	\$47,287,476	\$47,287,476
OPEB Fund Assets	N/A	N/A	N/A	N/A	N/A	N/A



Other Post-Employment Benefit Fund Status



Fund Equity Detail

Category Name	2017	2016	2015	2014	2013	2012
Nonspendable			\$12,500	\$176,130	\$202,579	\$171,368
Unassigned	\$5,823,643	\$5,834,741	\$3,999,297		\$918,732	\$-753,733

Copyright © 2016 Munetrix, LLC. All rights reserved.

Fiscal Stability	2014	2015	Progress
Fiscal Distress Indicator Score	6	3	↑
Annual General Fund expenditures per capita	\$675	\$786	↓
Fund balance as % of General Fund Revenues i	1.1%	21.6%	↑
Other Post Employment Benefits % Funded	0.0%	0.0%	↔
Pension % Funded i	51.7%	47.8%	↓
Debt burden per capita i	\$183	\$132	↑

Economy & Financial Health	2014	2015	Progress
Population	22,120	22,002	↔
Taxable Value (100k)	\$186,707	\$189,190	↑

Public Safety	2014	2015	Progress
Crimes against persons per thousand residents i	19.4	16.3	↑
Crimes against property per thousand residents i	53.8	53.9	↑
Crimes against society per thousand residents i	19.1	18.4	↑
Other crimes per thousand residents i	13.6	12.8	↑

School District Enrollment	2014	2015	Progress
School District of the City of Hamtramck	2,878	2,834	↓

[Print](#)

City of Hamtramck
Local Code: 82-2140
Debt Service Summary Report

Bonds & contracts payable

Fiscal Years

Name	2016	2017	2018	2019
Clean Water Program: 2015	1,837	320,486	350,804	349,304
Series 2012B, Local Govt. Revenue Bonds:	186,700	186,825	182,700	183,500
Subtotal for Bonds & contracts payable	\$188,537	\$507,311	\$533,504	\$532,804

Other contractual debt

Fiscal Years

Name	2016	2017	2018	2019
Emergency Loan Note - GO Limited Tax 2013-14 Series 1 :	232,439	232,439	232,439	232,440
Subtotal for Other contractual debt	\$232,439	\$232,439	\$232,439	\$232,440
Total Principal & Interest	\$420,976	\$739,750	\$765,943	\$765,244

City of Hamtramck Complete Debt Report for Clean Water Program: 2015

Issuance Information

Debt Type: Bonds & contracts payable
Activity Type: Business-type/Enterprise
Repayment Source: Revenue - Water
Issuance Date: 2015-09-17
Issuance Amount: \$6,425,000
Interest Rate: 2.5
Maturing Through: 2036
Principal Maturity Range: \$250,000 - \$400,000
Internal Tracking ID: 5615-01
Series: 2015
Purpose: Water Quality

Comments: This is a disbursement bond and as of 12/1/2016 there were only four disbursements totaling \$3,882,142

Payment Schedule

<u>Date Due</u>	<u>Interest Rate</u>	<u>Principal</u>	<u>Interest</u>	<u>Payment</u>	<u>Balance</u>
2015-10-29				0.00	\$6,425,000.00
2016-04-01	2.5%		1,837.28	1,837.28	\$6,425,000.00
2016-04-07				0.00	\$6,425,000.00
2016-07-08				0.00	\$6,425,000.00
2016-08-04				0.00	\$6,425,000.00
2016-10-01	2.5%		16,574.49	16,574.49	\$6,425,000.00
2017-04-01	2.5%	250,000.00	53,911.83	303,911.83	\$6,175,000.00
2017-10-01	2.5%		45,401.78	45,401.78	\$6,175,000.00
2018-04-01	2.5%	260,000.00	45,401.78	305,401.78	\$5,915,000.00
2018-10-01	2.5%		42,151.78	42,151.78	\$5,915,000.00
2019-04-01	2.5%	265,000.00	42,151.78	307,151.78	\$5,650,000.00
2019-10-01	2.5%		38,839.28	38,839.28	\$5,650,000.00
2020-04-01	2.5%	270,000.00	38,839.28	308,839.28	\$5,380,000.00
2020-10-01	2.5%		35,464.28	35,464.28	\$5,380,000.00
2021-04-01	2.5%	280,000.00	35,464.28	315,464.28	\$5,100,000.00
2021-10-01	2.5%		31,964.28	31,964.28	\$5,100,000.00
2022-04-01	2.5%	285,000.00	31,964.28	316,964.28	\$4,815,000.00

2022-10-01	2.5%		28,401.78	28,401.78	\$4,815,000.00
2023-04-01	2.5%	290,000.00	28,401.78	318,401.78	\$4,525,000.00
2023-10-01	2.5%		24,776.78	24,776.78	\$4,525,000.00
2024-04-01	2.5%	300,000.00	24,776.78	324,776.78	\$4,225,000.00
2024-10-01	2.5%		21,026.78	21,026.78	\$4,225,000.00
2025-04-01	2.5%	305,000.00	21,026.78	326,026.78	\$3,920,000.00
2025-10-01	2.5%		17,214.28	17,214.28	\$3,920,000.00
2026-04-01	2.5%	315,000.00	17,214.78	332,214.78	\$3,605,000.00
2026-10-01	2.5%		13,276.78	13,276.78	\$3,605,000.00
2027-04-01	2.5%	320,000.00	13,276.78	333,276.78	\$3,285,000.00
2027-10-01	2.5%		9,276.78	9,276.78	\$3,285,000.00
2028-04-01	2.5%	330,000.00	9,276.78	339,276.78	\$2,955,000.00
2028-10-01	2.5%		5,151.78	5,151.78	\$2,955,000.00
2029-04-01	2.5%	340,000.00	5,151.78	345,151.78	\$2,615,000.00
2029-10-01	2.5%		901.78	901.78	\$2,615,000.00
2030-04-01	2.5%	345,000.00	901.78	345,901.78	\$2,270,000.00
2030-10-01	2.5%		-3,410.72	-3,410.72	\$2,270,000.00
2031-04-01	2.5%	355,000.00	-3,410.72	351,589.28	\$1,915,000.00
2031-10-01	2.5%		-7,848.22	-7,848.22	\$1,915,000.00
2032-04-01	2.5%	365,000.00	-7,848.22	357,151.78	\$1,550,000.00
2032-10-01	2.5%		-12,410.72	-12,410.72	\$1,550,000.00
2033-04-01	2.5%	375,000.00	-12,410.72	362,589.28	\$1,175,000.00
2033-10-01	2.5%		-17,098.22	-17,098.22	\$1,175,000.00
2034-04-01	2.5%	385,000.00	-17,098.22	367,901.78	\$790,000.00
2034-10-01	2.5%		-21,910.72	-21,910.72	\$790,000.00
2035-04-01	2.5%	390,000.00	-21,910.72	368,089.28	\$400,000.00
2035-10-01	2.5%		-26,785.72	-26,785.72	\$400,000.00
2036-04-01	2.5%	400,000.00	-26,785.72	373,214.28	
Totals		\$6,425,000.00	\$521,091.74	\$6,946,091.74	

**City of Hamtramck
Complete Debt Report for
Series 2012B, Local Govt. Revenue Bonds:**

Issuance Information

Debt Type: Bonds & contracts payable
Activity Type: Government
Repayment Source: General Obligation
Issuance Date: 2012-08-08
Issuance Amount: \$1,340,000
Maturing Through: 2021
Principal Maturity Range: \$20,000 - \$185,000

Payment Schedule

<u>Date Due</u>	<u>Principal</u>	<u>Interest</u>	<u>Payment</u>	<u>Balance</u>
2016-06-30	160,000.00	26,700.00	186,700.00	\$865,000.00
2017-06-30	165,000.00	21,825.00	186,825.00	\$700,000.00
2018-06-30	165,000.00	17,700.00	182,700.00	\$535,000.00
2019-06-30	170,000.00	13,500.00	183,500.00	\$365,000.00
2020-06-30	180,000.00	8,250.00	188,250.00	\$185,000.00
2021-06-30	185,000.00	2,775.00	187,775.00	
<hr/>				
Totals	\$1,025,000.00	\$90,750.00	\$1,115,750.00	

City of Hamtramck
Complete Debt Report for
Emergency Loan Note - GO Limited Tax 2013-14 Series 1 :

Issuance Information

Debt Type: Other contractual debt
Activity Type: Government
Repayment Source: General Obligation
Issuance Date: 2014-09-23
Issuance Amount: \$2,070,027
Maturing Through: 2024
Principal Maturity Range: \$189,363 - \$227,206

Payment Schedule

<u>Date Due</u>	<u>Principal</u>	<u>Interest</u>	<u>Payment</u>	<u>Balance</u>
2016-06-30	189,363.00	43,076.00	232,439.00	\$1,680,965.00
2017-06-30	193,830.00	38,609.00	232,439.00	\$1,487,135.00
2018-06-30	198,235.00	34,204.00	232,439.00	\$1,288,900.00
2019-06-30	202,795.00	29,645.00	232,440.00	\$1,086,105.00
2020-06-30	207,425.00	25,015.00	232,440.00	\$878,680.00
2021-06-30	212,257.00	20,182.00	232,439.00	\$666,423.00
2022-06-30	217,112.00	15,328.00	232,440.00	\$449,311.00
2023-06-30	222,105.00	10,334.00	232,439.00	\$227,206.00
2024-06-30	227,206.00	5,233.00	232,439.00	
Totals	\$1,870,328.00	\$221,626.00	\$2,091,954.00	

