

Michigan Department of Treasury
Revenue Sharing and Grants Division
PO Box 30722
Lansing MI 48909

RE: Compliance Form 4886 for Grosse Ile Township, MI Transparency & Accountability

The Grosse Ile Township is pleased to submit form 4886 with the required documents per Public Act 107, in compliance with the State of Michigan's Transparency and Accountability Initiative.

The Grosse Ile Township has chosen to use a web-service for this requirement, and has partnered with Munetrix to showcase our data.

Included with this letter are the required documents for Grosse Ile Township's:

- Citizen's Guide to Finances including our Pension and OPEB status
- Performance Dashboard
- Debt Service Report
- Projected Budget Report

We have made the data available to the public via a link on our website; as well we will make available limited quantities of paper copies in our municipality lobby and notify residents in our periodic mailings. You will find the confirmation of our website link and various supporting transparency documentation included with this letter.

We look forward to receiving these important funds from the State of Michigan and trust you will contact us if there are any questions or concerns.

Sincerely,

Ann M. Darzniek
FINANCE DIRECTOR

Michigan Department of Treasury
(Recreated) 4886 (Rev. 08-17)

City, Village, and Township Revenue Sharing and County Incentive Program Certification

Issued under authority of 2017 Public Act 107. Filing is mandatory to qualify for payments.

Each city/village/township/county applying for City, Village, and Township Revenue Sharing or County Incentive Program payments must:

1. Certify to the Michigan Department of Treasury (Treasury) that the local unit listed below has produced and made available to the public a Citizen’s Guide, a Performance Dashboard, a Debt Service Report, and a Projected Budget Report as required by 2017 Public Act 107. The local unit must include in any mailing of general information to its citizens, the Internet website address or the physical location where all the documents are available for public viewing in the clerk’s office.
2. Submit to Treasury a Citizen’s Guide, a Performance Dashboard, a Debt Service Report, and a Projected Budget Report.

This certification, along with a Citizen’s Guide, a Performance Dashboard, a Debt Service Report, and a Projected Budget Report, **must be received by December 1, 2017**, (or the first day of a payment month) in order to qualify for that month’s payment. Postmark dates will not be considered. For questions, call 517-373-2697.

PART 1: LOCAL UNIT INFORMATION			
Local Unit Name Grosse Ile Township		Local Unit County Name Wayne County	
Local Unit Code 821030		Contact E-Mail Address annd@grosseile.com	
Contact Name Ann M. Darzniek	Contact Title FINANCE DIRECTOR	Contact Telephone Number 734-676-4422	Extension
Website Address, if reports are available online http://munetrix.com/sections/data/municipal.php?MuniID=529&Type=Township			Current Fiscal Year End Date 2017-03-31
PART 2: CITIZEN'S GUIDE			
Check any of the following that apply:			
<input type="checkbox"/> The local unit has elected to use Treasury’s online Citizen’s Guide to comply with the legislative requirements. Therefore, a copy of the Citizen’s Guide will not be submitted to Treasury.			
<input type="checkbox"/> The local unit does not have any unfunded pensions or other post employment benefits (OPEB).			
PART 3: CERTIFICATION			
<i>In accordance with 2017 Public Act 107, the undersigned hereby certifies to Treasury that the above mentioned local unit 1) has produced a Citizen’s Guide, a Performance Dashboard, a Debt Service Report, and a Projected Budget Report and 2) will include in any mailing of general information to our citizens, the Internet website address or the physical location where all the documents are available for public viewing in the clerk’s office. The Citizen’s Guide, Performance Dashboard, Debt Service Report, and Projected Budget Report are attached to this signed certification, unless otherwise noted in Part 2.</i>			
Chief Administrative Officer Signature (as defined in MCL 141.422b)		Printed Name of Chief Administrative Officer (as defined in MCL 141.422b) Ann M. Darzniek	
Title FINANCE DIRECTOR		Date January 25, 2018	

Completed and signed form (including required attachments) should be e-mailed to: **TreasRevenueSharing@michigan.gov**
If you are unable to submit via e-mail, fax to 517-335-3298 or mail the completed form and required attachments to:

Michigan Department of Treasury
Revenue Sharing and Grants Division
PO Box 30722
Lansing MI 48909

TREASURY USE ONLY		
CVTRS/CIP Eligible Y N	Certification Received	Citizen's Guide Received
Performance Dashboard Received	Debt Service Report Received	Projected Budget Report Received
Final Certification	CVTRS/CIP Notes	

General Info

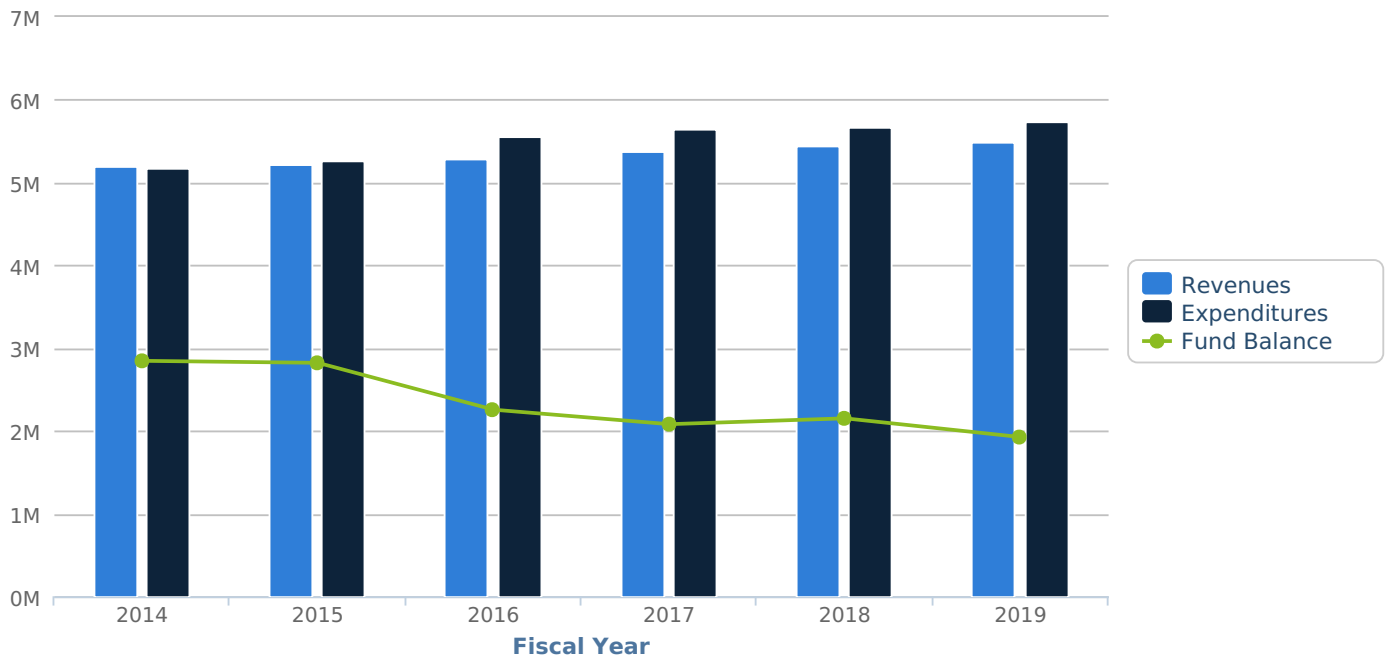
Name	Type	Fiscal Year End	Population (2010)	Phone	Website
Grosse Ile Township	Township	March	10,346	(734) 676-4422	http://www.grosseile.com/

Multi-Year General Fund Only

Year	Data Status	Fiscal Score	Population	General Fund Revenues	General Fund Expenditures	*Available Fund Balance	Taxable Value
2019	Projected	5	10,284	\$5,502,938	\$5,729,497	\$1,923,504	\$600,000,000
2018	Budget	5	10,284	\$5,444,938	\$5,675,895	\$2,150,063	\$590,000,000
2017	Historic	3	10,284	\$5,388,107	\$5,640,765	\$2,079,387	\$589,196,415
2016	Historic	2	10,284	\$5,291,997	\$5,556,293	\$2,254,407	\$580,539,121
2015	Historic	1	10,160	\$5,229,438	\$5,264,300	\$2,820,742	\$574,444,262
2014	Historic	2	10,181	\$5,193,175	\$5,166,926	\$2,844,811	\$563,780,603

*Available Fund Balance includes Committed, Assigned, and Unassigned Funds. It excludes Nonspendable and Restricted Funds.

How We Have Managed Our Resources



Fiscal Year Assumptions Notes

2019 Notes:

REVENUE ASSUMPTIONS

- Property tax revenue (1%)
- State shared revenue (3%)

EXPENDITURE ASSUMPTIONS

- Health Insurance Costs +3% (based on history of Michigan health care cap)
- Pension Costs +7% Accelerated Amortization Period
- Police Wages - Per contract 1.75%

2018 Notes:

REVENUE ASSUMPTIONS

- Property tax revenue (1%)
- State shared revenue (3%)

EXPENDITURE ASSUMPTIONS

- Health Insurance Costs +3% (based on history of Michigan health care cap)
- Pension Costs +7% Accelerated Amortization Period
- Police Wages - Per contract 1.75%

Financial Statement

Including General Fund only

Balance Sheet

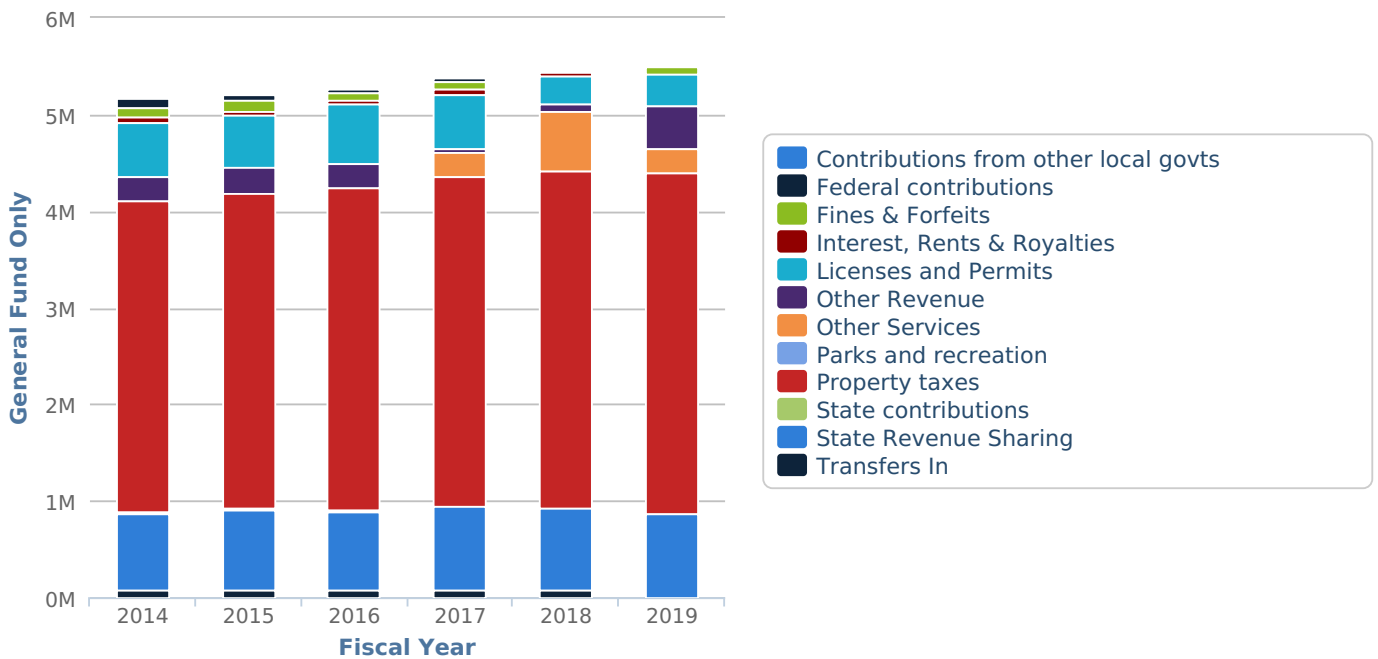
Category Name	2019	2018	2017	2016	2015	2014
Fund Equity	\$1,923,504	\$2,150,063	\$2,381,020	\$2,633,678	\$2,897,974	\$2,932,836
Total Assets	N/A	N/A	N/A	\$2,765,735	\$3,072,099	\$3,136,756
Total Liabilities	\$0	N/A	N/A	\$132,057	\$174,125	\$203,920

*Fund Equity includes all five fund types: Committed, Assigned, Unassigned, Nonspendable and Restricted Funds.

Revenues

Category Name	2019	2018	2017	2016	2015	2014
Contributions from other local govts	\$0			\$19,800	\$19,800	\$19,800
Federal contributions	\$0	\$500	\$35,274	\$35,392	\$59,256	\$93,783
Fines & Forfeits	\$85,000	\$2,300	\$92,228	\$82,241	\$107,358	\$103,652
Interest, Rents & Royalties	\$0	\$40,000	\$45,532	\$51,612	\$53,965	\$54,666
Licenses and Permits	\$320,000	\$287,950	\$563,812	\$611,320	\$540,832	\$555,570
Other Revenue	\$445,000	\$83,250	\$37,134	\$255,903	\$261,535	\$261,318
Other Services	\$252,914	\$620,046	\$252,668			
Parks and recreation	\$0					
Property taxes	\$3,528,324	\$3,493,390	\$3,423,917	\$3,338,391	\$3,268,684	\$3,221,239
State contributions	\$0			\$5,215	\$5,365	\$5,363
State Revenue Sharing	\$871,700	\$846,311	\$862,132	\$818,752	\$837,579	\$803,770
Transfers In	\$0	\$71,191	\$75,410	\$73,371	\$75,064	\$74,014
Total	\$5,502,938	\$5,444,938	\$5,388,107	\$5,291,997	\$5,229,438	\$5,193,175

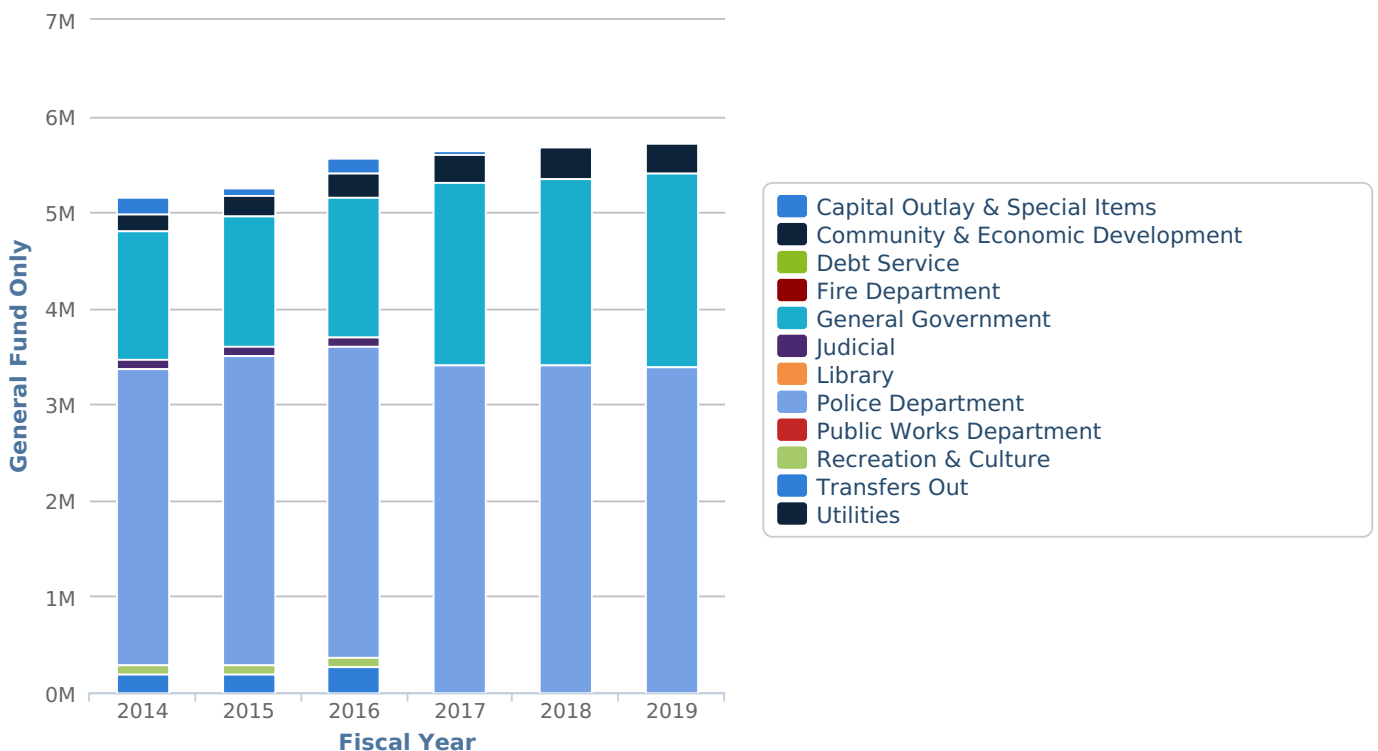
Where The Money Comes From



Expenses

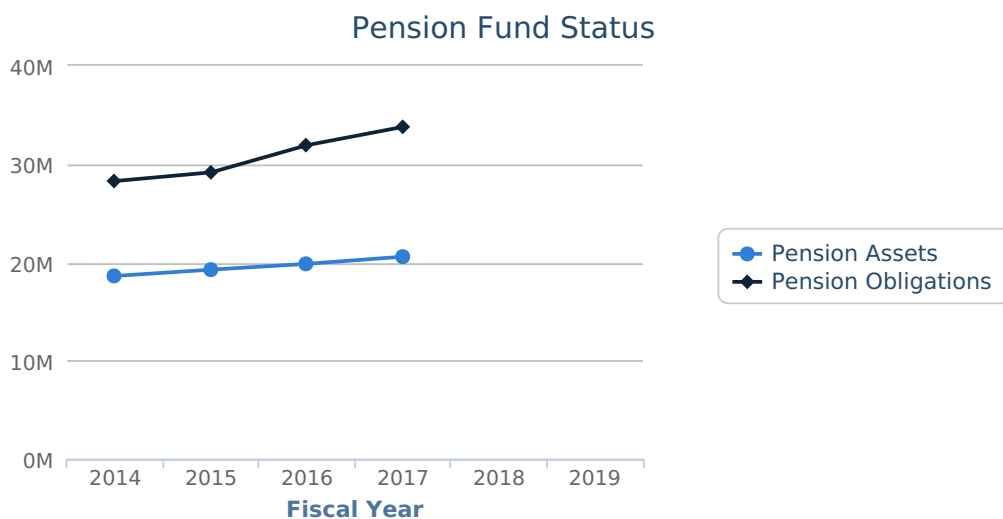
Category Name	2019	2018	2017	2016	2015	2014
Capital Outlay & Special Items	\$0		\$46,036	\$149,171	\$78,134	\$175,425
Community & Economic Development	\$316,305	\$323,600	\$291,159	\$245,498	\$216,562	\$182,553
Debt Service	\$0					
Fire Department	\$0					
General Government	\$2,010,782	\$1,944,167	\$1,894,905	\$1,462,670	\$1,366,463	\$1,330,741
Judicial	\$0			\$92,932	\$98,028	\$100,736
Library	\$0					
Police Department	\$3,402,410	\$3,408,128	\$3,408,665	\$3,234,349	\$3,210,115	\$3,085,973
Public Works Department	\$0					
Recreation & Culture	\$0			\$109,322	\$106,736	\$96,210
Transfers Out	\$0			\$262,351	\$188,262	\$195,288
Utilities	\$0					
Total	\$5,729,497	\$5,675,895	\$5,640,765	\$5,556,293	\$5,264,300	\$5,166,926

How The Money Is Spent

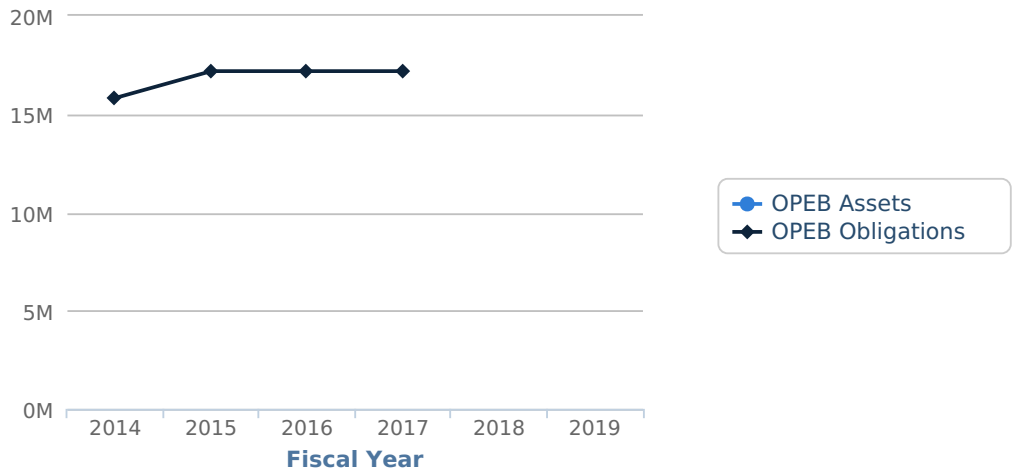


Supplementary Information (Pension / OPEB)

Category Name	2019	2018	2017	2016	2015	2014
Pensions Actuarial Liability	N/A	N/A	\$33,783,238	\$31,924,870	\$29,154,499	\$28,272,788
Pension Fund Assets	N/A	N/A	\$20,571,003	\$19,842,744	\$19,251,511	\$18,611,062
OPEB Actuarial Liability	N/A	N/A	\$17,186,369	\$17,186,369	\$17,186,369	\$15,821,755
OPEB Fund Assets	N/A	N/A	N/A	N/A	N/A	N/A



Other Post-Employment Benefit Fund Status



Fund Equity Detail

Category Name	2019	2018	2017	2016	2015	2014
Assigned	\$0					
Committed	\$0					
Nonspendable	\$0		\$82,479	\$172,564	\$77,232	\$88,025
Reserved / Restricted		\$301,633				
Restricted	\$301,633		\$219,154	\$206,707		
Unassigned	\$1,621,871	\$1,848,430	\$2,079,387	\$2,254,407	\$2,820,742	\$2,844,811

Copyright © 2018 Munetrix, LLC. All rights reserved.

Fiscal Stability	2016	2017	Progress
Annual General Fund expenditures per capita	\$540	\$548	↓
Fund balance as % of General Fund Revenues i	42.6%	38.6%	↓
Other Post Employment Benefits % Funded	0.0%	0.0%	↔
Pension % Funded i	62.2%	60.9%	↓
Debt burden per capita i	\$192.8	\$181.9	↑

Economy & Financial Health	2016	2017	Progress
Population i	10,284	10,284	↔
Taxable Value (100k) i	\$580,539	\$589,196	↑

Economic Development	2016	2017	Progress
Residential Building Permits	561	573	↑

Public Safety	2015	2016	Progress
Crimes against persons per thousand residents i	2.2	2.1	↑
Crimes against property per thousand residents i	5.0	3.9	↑
Crimes against society per thousand residents i	4.9	5.3	↓
Other crimes per thousand residents i	2.3	2.2	↑
Traffic crashes property i	81	91	↓
Traffic crashes injuries i	8	11	↓

School District Enrollment	2016	2017	Progress
Grosse Ile Township Schools	1,891	1,908	↔

Culture & Lifestyle	2016	2017	Progress
Acres of park per thousand residents	69.6	69.6	↔
Walking and Bike Path Miles	9.00	9.00	↔

Grosse Ile Township
Local Code: 82-1030
Debt Service Summary Report

Bonds & contracts payable

Fiscal Years

Name	2017	2018	2019	2020
Airport Capital Improvement:	81,841	82,365	82,520	
Downtown Development Authority:	62,700	66,404		
DPW Building:	83,450	76,125		
East River Water Main:	144,268	161,784	158,868	175,952
East River Watermain:	273,384	263,524	258,772	249,020
East River/West River Watermain:		204,750	244,250	267,375
Judgement Bonds:	586,077	583,477	585,502	587,077
Macomb Street Watermain:	99,212	102,160		
Sewer Rehabilitation:	195,187	218,187	214,439	210,687
Sewer Treatment Plant Improvements:	48,348	57,376	56,188	
Special Assessment:	46,960	45,280	43,560	41,800
SSES Phase 1:	214,732	215,107	220,357	215,357
SSES PHASE 2:	1,205,222	1,204,910	1,199,035	1,202,535
SSES PHASE 3:	1,000,060	1,002,103	998,775	1,000,075
Township Hall:	183,762	174,787	170,643	185,825
Water's Edge Capital Improvements:	45,972			
Water's Edge Restaurant:	50,702	73,700	66,155	63,680
West River/Groh Water Main:	218,068	208,640	204,320	
Subtotal for Bonds & contracts payable	\$4,539,945	\$4,740,679	\$4,503,384	\$4,199,383

Other contractual debt

Fiscal Years

Name	2017	2018	2019	2020
Water's Edge Equipment Loan:	10,168	10,168	10,169	10,168
Water's Edge Seawall - Loan to General Fund:	19,376	19,375	19,375	19,377
Subtotal for Other contractual debt	\$29,544	\$29,543	\$29,544	\$29,545
Total Principal & Interest	\$4,569,489	\$4,770,222	\$4,532,928	\$4,228,928

Grosse Ile Township Complete Debt Report for Airport Capital Improvement:

Issuance Information

Debt Type: Bonds & contracts payable
Activity Type: Business-type/Enterprise
Repayment Source: Revenue - Rents
Issuance Date: 2003-11-01
Issuance Amount: \$680,000
Interest Rate: 4.5-6.3
Maturing Through: 2018
Principal Maturity Range: \$50,000 - \$80,000
Fund Number: 5810
Comments: Matures in 2018, the repayment source is from airport related activities.

Payment Schedule

<u>Date Due</u>	<u>Interest Rate</u>	<u>Principal</u>	<u>Interest</u>	<u>Payment</u>	<u>Balance</u>
2016-04-01	6.15%	70,000.00	11,841.00	81,841.00	\$155,000.00
2017-04-01	6.2%	75,000.00	7,365.00	82,365.00	\$80,000.00
2018-04-01	6.3%	80,000.00	2,520.00	82,520.00	
		\$225,000.00	\$21,726.00	\$246,726.00	
Totals					

Grosse Ile Township Complete Debt Report for Downtown Development Authority:

Issuance Information

Debt Type: Bonds & contracts payable
Activity Type: Component Unit
Repayment Source: DDA/LDFA
Issuance Date: 2014-07-30
Issuance Amount: \$225,000
Interest Rate: 2.16
Maturing Through: 2017
Principal Maturity Range: \$50,000 - \$65,000
Purpose: Macomb Street Road Reconstruction
Fund Number: 2480
Comments: matures 2018. Refunding bond series 2014.

Payment Schedule

<u>Date Due</u>	<u>Interest Rate</u>	<u>Principal</u>	<u>Interest</u>	<u>Payment</u>	<u>Balance</u>
2016-10-01	2.16%	60,000.00	2,700.00	62,700.00	\$65,000.00
2017-10-01	2.16%	65,000.00	1,404.00	66,404.00	\$0.00
Totals		\$125,000.00	\$4,104.00	\$129,104.00	

Grosse Ile Township Complete Debt Report for DPW Building:

Issuance Information

Debt Type: Bonds & contracts payable
Activity Type: Business-type/Enterprise
Repayment Source: Revenue - Water
Issuance Date: 2010-03-02
Issuance Amount: \$950,000
Interest Rate: 2.0-4.0
Maturing Through: 2017
Principal Maturity Range: \$70,000 - \$80,000
Fund Number: 5990

Payment Schedule

<u>Date Due</u>	<u>Interest Rate</u>	<u>Principal</u>	<u>Interest</u>	<u>Payment</u>	<u>Balance</u>
2016-04-01	3.0%	80,000.00	3,450.00	83,450.00	\$75,000.00
2017-04-01	3.375%	75,000.00	1,125.00	76,125.00	
Totals		\$155,000.00	\$4,575.00	\$159,575.00	

Grosse Ile Township Complete Debt Report for East River Water Main:

Issuance Information

Debt Type: Bonds & contracts payable
Activity Type: Business-type/Enterprise
Repayment Source: Revenue - Water
Issuance Date: 2014-07-30
Issuance Amount: \$1,380,000
Interest Rate: 2.16
Maturing Through: 2024
Principal Maturity Range: \$10,000 - \$190,000
Fund Number: 5990
Comments: Matures in 2024. Refunding bond series 2014.

Payment Schedule

<u>Date Due</u>	<u>Interest Rate</u>	<u>Principal</u>	<u>Interest</u>	<u>Payment</u>	<u>Balance</u>
2016-10-01	2.16%	115,000.00	29,268.00	144,268.00	\$1,240,000.00
2017-10-01	2.16%	135,000.00	26,784.00	161,784.00	\$1,105,000.00
2018-10-01	2.16%	135,000.00	23,868.00	158,868.00	\$970,000.00
2019-10-01	2.16%	155,000.00	20,952.00	175,952.00	\$815,000.00
2020-10-01	2.16%	155,000.00	17,604.00	172,604.00	\$660,000.00
2021-10-01	2.16%	150,000.00	14,256.00	164,256.00	\$510,000.00
2022-10-01	2.16%	150,000.00	11,016.00	161,016.00	\$360,000.00
2023-10-01	2.16%	170,000.00	7,776.00	177,776.00	\$190,000.00
2024-10-01	2.16%	190,000.00	4,104.00	194,104.00	
Totals		\$1,355,000.00	\$155,628.00	\$1,510,628.00	

Grosse Ile Township Complete Debt Report for East River Watermain:

Issuance Information

Debt Type: Bonds & contracts payable
Activity Type: Business-type/Enterprise
Repayment Source: Revenue - Water
Issuance Date: 2014-07-30
Issuance Amount: \$2,285,000
Interest Rate: 2.16
Maturing Through: 2025
Principal Maturity Range: \$20,000 - \$250,000
Fund Number: 5990
Comments: matures 2025. Refunding bond series 2014.

Payment Schedule

<u>Date Due</u>	<u>Interest Rate</u>	<u>Principal</u>	<u>Interest</u>	<u>Payment</u>	<u>Balance</u>
2016-10-01	2.16%	225,000.00	48,384.00	273,384.00	\$2,015,000.00
2017-10-01	2.16%	220,000.00	43,524.00	263,524.00	\$1,795,000.00
2018-10-01	2.16%	220,000.00	38,772.00	258,772.00	\$1,575,000.00
2019-10-01	2.16%	215,000.00	34,020.00	249,020.00	\$1,360,000.00
2020-10-01	2.16%	210,000.00	29,376.00	239,376.00	\$1,150,000.00
2021-10-01	2.16%	210,000.00	24,840.00	234,840.00	\$940,000.00
2022-10-01	2.16%	205,000.00	20,304.00	225,304.00	\$735,000.00
2023-10-01	2.16%	250,000.00	15,876.00	265,876.00	\$485,000.00
2024-10-01	2.16%	245,000.00	10,476.00	255,476.00	\$240,000.00
2025-10-01	2.16%	240,000.00	5,184.00	245,184.00	
Totals		\$2,240,000.00	\$270,756.00	\$2,510,756.00	

Grosse Ile Township Complete Debt Report for East River/West River Watermain:

Issuance Information

Debt Type: Bonds & contracts payable
Activity Type: Business-type/Enterprise
Repayment Source: Revenue - Water
Issuance Date: 2016-09-13
Issuance Amount: \$6,500,000
Interest Rate: 3.0
Maturing Through: 2036
Principal Maturity Range: \$50,000 - \$625,000
Fund Number: 5990
Comments: Matures 2036

Payment Schedule

<u>Date Due</u>	<u>Interest Rate</u>	<u>Principal</u>	<u>Interest</u>	<u>Payment</u>	<u>Balance</u>
2017-04-01	3%		204,750.00	204,750.00	\$6,500,000.00
2018-04-01	3.0%	50,000.00	194,250.00	244,250.00	\$6,450,000.00
2019-04-01	3.0%	75,000.00	192,375.00	267,375.00	\$6,375,000.00
2020-04-01	3.0%	125,000.00	189,375.00	314,375.00	\$6,250,000.00
2021-04-01	3.0%	125,000.00	185,625.00	310,625.00	\$6,125,000.00
2022-04-01	3.0%	125,000.00	181,875.00	306,875.00	\$6,000,000.00
2023-04-01	3.0%	125,000.00	178,125.00	303,125.00	\$5,875,000.00
2024-04-01	3.0%	125,000.00	174,375.00	299,375.00	\$5,750,000.00
2025-04-01	3.0%	225,000.00	169,125.00	394,125.00	\$5,525,000.00
2026-04-01	3.0%	350,000.00	160,500.00	510,500.00	\$5,175,000.00
2027-04-01	3.0%	375,000.00	149,625.00	524,625.00	\$4,800,000.00
2028-04-01	3.0%	400,000.00	138,000.00	538,000.00	\$4,400,000.00
2029-04-01	3.0%	425,000.00	125,625.00	550,625.00	\$3,975,000.00
2030-04-01	3.0%	425,000.00	112,875.00	537,875.00	\$3,550,000.00
2031-04-01	3.0%	425,000.00	100,125.00	525,125.00	\$3,125,000.00
2032-04-01	3.0%	625,000.00	84,375.00	709,375.00	\$2,500,000.00
2033-04-01	3.0%	625,000.00	65,625.00	690,625.00	\$1,875,000.00
2034-04-01	3.0%	625,000.00	46,875.00	671,875.00	\$1,250,000.00
2035-04-01	3.0%	625,000.00	28,125.00	653,125.00	\$625,000.00
2036-04-01	3.0%	625,000.00	9,375.00	634,375.00	

Totals

\$6,500,000.00

\$2,691,000.00

\$9,191,000.00

Grosse Ile Township Complete Debt Report for Judgement Bonds:

Issuance Information

Debt Type: Bonds & contracts payable
Activity Type: Business-type/Enterprise
Repayment Source: General Obligation
Issuance Date: 2011-11-30
Issuance Amount: \$6,855,000
Interest Rate: 2.0-4.0
Maturing Through: 2026
Principal Maturity Range: \$325,000 - \$575,000
Purpose: SSES Project
Fund Number: 3998
Comments: matures 2026 repayment source is from a dedicated debt millage

Payment Schedule

<u>Date Due</u>	<u>Interest Rate</u>	<u>Principal</u>	<u>Interest</u>	<u>Payment</u>	<u>Balance</u>
2016-04-01	3.0%	415,000.00	171,077.00	586,077.00	\$4,930,000.00
2017-04-01	3.0%	425,000.00	158,477.00	583,477.00	\$4,505,000.00
2018-04-01	3.0%	440,000.00	145,502.00	585,502.00	\$4,065,000.00
2019-04-01	3.0%	455,000.00	132,077.00	587,077.00	\$3,610,000.00
2020-04-01	3.0%	465,000.00	118,277.00	583,277.00	\$3,145,000.00
2021-04-01	3.125%	480,000.00	103,803.00	583,803.00	\$2,665,000.00
2022-04-01	3.250%	495,000.00	88,259.00	583,259.00	\$2,170,000.00
2023-04-01	3.4%	515,000.00	71,460.00	586,460.00	\$1,655,000.00
2024-04-01	3.6%	530,000.00	53,165.00	583,165.00	\$1,125,000.00
2025-04-01	3.75%	550,000.00	33,313.00	583,313.00	\$575,000.00
2026-04-01	4.0%	575,000.00	11,500.00	586,500.00	
Totals		\$5,345,000.00	\$1,086,910.00	\$6,431,910.00	

Grosse Ile Township Complete Debt Report for Macomb Street Watermain:

Issuance Information

Debt Type: Bonds & contracts payable
Activity Type: Business-type/Enterprise
Repayment Source: Revenue - Water
Issuance Date: 2014-07-30
Issuance Amount: \$280,000
Interest Rate: 2.16
Maturing Through: 2017
Principal Maturity Range: \$5,000 - \$100,000
Fund Number: 59990
Comments: Matures in 2017. Refunding bond series 2014.

Payment Schedule

<u>Date Due</u>	<u>Interest Rate</u>	<u>Principal</u>	<u>Interest</u>	<u>Payment</u>	<u>Balance</u>
2016-10-01	2.16%	95,000.00	4,212.00	99,212.00	\$100,000.00
2017-10-01	2.16%	100,000.00	2,160.00	102,160.00	
Totals		\$195,000.00	\$6,372.00	\$201,372.00	

Grosse Ile Township Complete Debt Report for Sewer Rehabilitation:

Issuance Information

Debt Type: Bonds & contracts payable
Activity Type: Business-type/Enterprise
Repayment Source: Revenue - Sewer
Issuance Date: 2011-09-27
Issuance Amount: \$3,000,000
Interest Rate: 2.0-4.25
Maturing Through: 2031
Principal Maturity Range: \$75,000 - \$250,000
Fund Number: 5990
Comments: matures 2031

Payment Schedule

<u>Date Due</u>	<u>Interest Rate</u>	<u>Principal</u>	<u>Interest</u>	<u>Payment</u>	<u>Balance</u>
2016-10-01	2.0%	100,000.00	95,187.00	195,187.00	\$2,550,000.00
2017-10-01	3.0%	125,000.00	93,187.00	218,187.00	\$2,425,000.00
2018-10-01	3.0%	125,000.00	89,439.00	214,439.00	\$2,300,000.00
2019-10-01	3.0%	125,000.00	85,687.00	210,687.00	\$2,175,000.00
2020-10-01	3.0%	125,000.00	81,937.00	206,937.00	\$2,050,000.00
2021-10-01	3.0%	150,000.00	78,187.00	228,187.00	\$1,900,000.00
2022-10-01	3.5%	150,000.00	73,687.00	223,687.00	\$1,750,000.00
2023-10-01	3.5%	150,000.00	68,437.00	218,437.00	\$1,600,000.00
2024-10-01	3.5%	175,000.00	63,187.00	238,187.00	\$1,425,000.00
2025-10-01	3.5%	175,000.00	57,062.00	232,062.00	\$1,250,000.00
2026-10-01	4.0%	175,000.00	50,937.00	225,937.00	\$1,075,000.00
2027-10-01	4.0%	175,000.00	43,937.00	218,937.00	\$900,000.00
2028-10-01	4.0%	200,000.00	36,937.00	236,937.00	\$700,000.00
2029-10-01	4.0%	200,000.00	28,937.00	228,937.00	\$500,000.00
2030-10-01	4.125%	250,000.00	20,937.00	270,937.00	\$250,000.00
2031-10-01	4.25%	250,000.00	10,624.00	260,624.00	\$0.00
Totals		\$2,650,000.00	\$978,306.00	\$3,628,306.00	

Grosse Ile Township Complete Debt Report for Sewer Treatment Plant Improvements:

Issuance Information

Debt Type: Bonds & contracts payable
Activity Type: Business-type/Enterprise
Repayment Source: Revenue - Sewer
Issuance Date: 2014-07-30
Issuance Amount: \$205,000
Interest Rate: 2.16
Maturing Through: 2018
Principal Maturity Range: \$45,000 - \$55,000
Fund Number: 5990
Comments: Matures in 2018 Refunding bond series 2014.

Payment Schedule

<u>Date Due</u>	<u>Interest Rate</u>	<u>Principal</u>	<u>Interest</u>	<u>Payment</u>	<u>Balance</u>
2016-10-01	2.16%	45,000.00	3,348.00	48,348.00	\$110,000.00
2017-10-01	2.16%	55,000.00	2,376.00	57,376.00	\$55,000.00
2018-10-01	2.16%	55,000.00	1,188.00	56,188.00	\$0.00
		\$155,000.00	\$6,912.00	\$161,912.00	
Totals					

Grosse Ile Township Complete Debt Report for Special Assessment:

Issuance Information

Debt Type: Bonds & contracts payable
Activity Type: Government
Repayment Source: TIF/SAD
Issuance Date: 2004-11-15
Issuance Amount: \$620,000
Interest Rate: 3.5-4.5
Maturing Through: 2019
Principal Maturity Range: \$40,000 - \$45,000
Purpose: SAD
Fund Number: 3994
Comments: Matures 2019

Payment Schedule

<u>Date Due</u>	<u>Interest Rate</u>	<u>Principal</u>	<u>Interest</u>	<u>Payment</u>	<u>Balance</u>
2016-10-01	4.2%	40,000.00	6,960.00	46,960.00	\$120,000.00
2017-10-01	4.3%	40,000.00	5,280.00	45,280.00	\$80,000.00
2018-10-01	4.4%	40,000.00	3,560.00	43,560.00	\$40,000.00
2019-10-01	4.5%	40,000.00	1,800.00	41,800.00	
		\$160,000.00	\$17,600.00	\$177,600.00	
Totals					

Grosse Ile Township Complete Debt Report for SSES Phase 1:

Issuance Information

Debt Type: Bonds & contracts payable
Activity Type: Business-type/Enterprise
Repayment Source: General Obligation
Issuance Date: 2002-03-28
Issuance Amount: \$3,434,280
Interest Rate: 2.50
Maturing Through: 2021
Principal Maturity Range: \$175,000 - \$209,280
Fund Number: 3998
Comments: Matures 2022 5203-01 issued 3/28/02 \$ 3,434,280

Payment Schedule

<u>Date Due</u>	<u>Interest Rate</u>	<u>Principal</u>	<u>Interest</u>	<u>Payment</u>	<u>Balance</u>
2016-04-01	2.5%	185,000.00	29,732.00	214,732.00	\$1,004,280.00
2017-04-01	2.5%	190,000.00	25,107.00	215,107.00	\$814,280.00
2018-04-01	2.5%	200,000.00	20,357.00	220,357.00	\$614,280.00
2019-04-01	2.5%	200,000.00	15,357.00	215,357.00	\$414,280.00
2020-04-01	2.5%	205,000.00	10,357.00	215,357.00	\$209,280.00
2021-04-01	2.5%	209,280.00	5,232.00	214,512.00	\$0.00
Totals		\$1,189,280.00	\$106,142.00	\$1,295,422.00	

Grosse Ile Township Complete Debt Report for SSES PHASE 2:

Issuance Information

Debt Type: Bonds & contracts payable
Activity Type: Business-type/Enterprise
Repayment Source: General Obligation
Issuance Date: 2002-12-19
Issuance Amount: \$19,193,886
Interest Rate: 2.5
Maturing Through: 2023
Principal Maturity Range: \$950,000 - \$1,178,883
Fund Number: 3998
Comments: MATURES 2023 5203-02

Payment Schedule

<u>Date Due</u>	<u>Interest Rate</u>	<u>Principal</u>	<u>Interest</u>	<u>Payment</u>	<u>Balance</u>
2016-04-01	2.5%	1,000,000.00	205,222.00	1,205,222.00	\$7,708,883.00
2017-04-01	2.5%	1,025,000.00	179,910.00	1,204,910.00	\$6,683,883.00
2018-04-01	2.5%	1,045,000.00	154,035.00	1,199,035.00	\$5,638,883.00
2019-04-01	2.5%	1,075,000.00	127,535.00	1,202,535.00	\$4,563,883.00
2020-04-01	2.5%	1,100,000.00	100,347.00	1,200,347.00	\$3,463,883.00
2021-04-01	2.5%	1,130,000.00	72,472.00	1,202,472.00	\$2,333,883.00
2022-04-01	2.5%	1,155,000.00	43,910.00	1,198,910.00	\$1,178,883.00
2023-04-01	2.5%	1,178,883.00	14,736.00	1,193,619.00	\$0.00
Totals		\$8,708,883.00	\$898,167.00	\$9,607,050.00	

Grosse Ile Township Complete Debt Report for SSES PHASE 3:

Issuance Information

Debt Type: Bonds & contracts payable
Activity Type: Business-type/Enterprise
Repayment Source: General Obligation
Issuance Date: 2003-03-18
Issuance Amount: \$16,295,000
Interest Rate: 2.125
Maturing Through: 2024
Principal Maturity Range: \$800,000 - \$990,000
Fund Number: 3998
Comments: Matures 2024 5203-03

Payment Schedule

<u>Date Due</u>	<u>Interest Rate</u>	<u>Principal</u>	<u>Interest</u>	<u>Payment</u>	<u>Balance</u>
2016-10-01	2.125%	835,000.00	165,060.00	1,000,060.00	\$7,350,000.00
2017-10-01	2.125%	855,000.00	147,103.00	1,002,103.00	\$6,495,000.00
2018-10-01	2.125%	870,000.00	128,775.00	998,775.00	\$5,625,000.00
2019-10-01	2.125%	890,000.00	110,075.00	1,000,075.00	\$4,735,000.00
2020-10-01	2.125%	910,000.00	90,950.00	1,000,950.00	\$3,825,000.00
2021-10-01	2.125%	925,000.00	71,453.00	996,453.00	\$2,900,000.00
2022-10-01	2.125%	945,000.00	51,584.00	996,584.00	\$1,955,000.00
2023-10-01	2.125%	965,000.00	31,290.00	996,290.00	\$990,000.00
2024-10-01	2.125%	990,000.00	10,519.00	1,000,519.00	
Totals		\$8,185,000.00	\$806,809.00	\$8,991,809.00	

Grosse Ile Township Complete Debt Report for Township Hall:

Issuance Information

Debt Type: Bonds & contracts payable
Activity Type: Government
Repayment Source: General Obligation
Issuance Date: 2010-03-02
Issuance Amount: \$2,400,000
Interest Rate: 2.0-4.0
Maturing Through: 2024
Principal Maturity Range: \$95,000 - \$190,000
Fund Number: 3690
Comments: matures 2024, repayment source is from General Fund

Payment Schedule

<u>Date Due</u>	<u>Interest Rate</u>	<u>Principal</u>	<u>Interest</u>	<u>Payment</u>	<u>Balance</u>
2016-04-01	3.0%	135,000.00	48,762.00	183,762.00	\$1,280,000.00
2017-04-01	3.0%	130,000.00	44,787.00	174,787.00	\$1,150,000.00
2018-04-01	3.375%	130,000.00	40,643.00	170,643.00	\$1,020,000.00
2019-04-01	3.5%	150,000.00	35,825.00	185,825.00	\$870,000.00
2020-04-01	3.5%	150,000.00	30,575.00	180,575.00	\$720,000.00
2021-04-01	3.75%	170,000.00	24,762.00	194,762.00	\$550,000.00
2022-04-01	3.75%	170,000.00	18,390.00	188,390.00	\$380,000.00
2023-04-01	4%	190,000.00	11,400.00	201,400.00	\$190,000.00
2024-04-01	4%	190,000.00	3,800.00	193,800.00	
Totals		\$1,415,000.00	\$258,944.00	\$1,673,944.00	

**Grosse Ile Township
Complete Debt Report for
Water's Edge Capital Improvements:**

Issuance Information

Debt Type: Bonds & contracts payable
Activity Type: Government
Repayment Source: General Obligation
Issuance Date: 2014-07-30
Issuance Amount: \$140,000
Interest Rate: 2.16
Maturing Through: 2016
Principal Maturity Range: \$45,000 - \$50,000
Fund Number: 2080

Comments: matures in 2017, repayment source is from the Recreation Fund activities including a dedicated operating millage. Refunding bond series 2014.

Payment Schedule

<u>Date Due</u>	<u>Interest Rate</u>	<u>Principal</u>	<u>Interest</u>	<u>Payment</u>	<u>Balance</u>
2016-10-01	2.16%	45,000.00	972.00	45,972.00	
		\$45,000.00	\$972.00	\$45,972.00	
Totals		\$45,000.00	\$972.00	\$45,972.00	

Grosse Ile Township Complete Debt Report for Water's Edge Restaurant:

Issuance Information

Debt Type: Bonds & contracts payable
Activity Type: Government
Repayment Source: General Obligation
Issuance Date: 2010-03-02
Issuance Amount: \$650,000
Interest Rate: 2.0-5.7
Maturing Through: 2024
Principal Maturity Range: \$30,000 - \$55,000
Fund Number: 2080

Comments: Matures 2024, repayment source is from the Recreation Fund part from rent and part from recreation activities including a dedicated millage

Payment Schedule

<u>Date Due</u>	<u>Interest Rate</u>	<u>Principal</u>	<u>Interest</u>	<u>Payment</u>	<u>Balance</u>
2016-04-01	4.55%	30,000.00	20,702.00	50,702.00	\$385,000.00
2017-04-01	4.8%	55,000.00	18,700.00	73,700.00	\$330,000.00
2018-04-01	4.9%	50,000.00	16,155.00	66,155.00	\$280,000.00
2019-04-01	5.0%	50,000.00	13,680.00	63,680.00	\$230,000.00
2020-04-01	5.15%	50,000.00	11,142.00	61,142.00	\$180,000.00
2021-04-01	5.25%	45,000.00	8,674.00	53,674.00	\$135,000.00
2022-04-01	5.4%	45,000.00	6,277.00	51,277.00	\$90,000.00
2023-04-01	5.550%	45,000.00	3,814.00	48,814.00	\$45,000.00
2024-04-01	5.7%	45,000.00	1,282.00	46,282.00	
Totals		\$415,000.00	\$100,426.00	\$515,426.00	

**Grosse Ile Township
Complete Debt Report for
West River/Groh Water Main:**

Issuance Information

Debt Type: Bonds & contracts payable
Activity Type: Business-type/Enterprise
Repayment Source: Revenue - Water
Issuance Date: 2014-07-30
Issuance Amount: \$820,000
Interest Rate: 2.16
Maturing Through: 2018
Principal Maturity Range: \$10,000 - \$205,000
Fund Number: 5990
Comments: matures in 2018. Refunding bond series 2014.

Payment Schedule

<u>Date Due</u>	<u>Interest Rate</u>	<u>Principal</u>	<u>Interest</u>	<u>Payment</u>	<u>Balance</u>
2016-10-01	2.16%	205,000.00	13,068.00	218,068.00	\$400,000.00
2017-10-01	2.16%	200,000.00	8,640.00	208,640.00	\$200,000.00
2018-10-01	2.16%	200,000.00	4,320.00	204,320.00	
Totals		\$605,000.00	\$26,028.00	\$631,028.00	

Grosse Ile Township Complete Debt Report for Water's Edge Equipment Loan:

Issuance Information

Debt Type: Other contractual debt
Activity Type: Government
Repayment Source: Revenue
Issuance Date: 2014-09-19
Issuance Amount: \$47,929
Interest Rate: 2.0
Maturing Through: 2019
Principal Maturity Range: \$9,210 - \$9,969
Fund Number: 2080
Comments: Matures 2020, repayment source is from golf fees.

Payment Schedule

<u>Date Due</u>	<u>Interest Rate</u>	<u>Principal</u>	<u>Interest</u>	<u>Payment</u>	<u>Balance</u>
2016-09-19	2%	9,394.00	774.00	10,168.00	\$29,325.00
2017-09-19	2.0%	9,582.00	586.00	10,168.00	\$19,743.00
2018-09-19	2%	9,774.00	395.00	10,169.00	\$9,969.00
2019-09-19	2.0%	9,969.00	199.00	10,168.00	\$0.00
Totals		\$38,719.00	\$1,954.00	\$40,673.00	

**Grosse Ile Township
Complete Debt Report for
Water's Edge Seawall - Loan to General Fund:**

Issuance Information

Debt Type: Other contractual debt
Activity Type: Government
Repayment Source: Revenue - Rents
Issuance Date: 2010-03-29
Issuance Amount: \$173,347
Interest Rate: 2.0
Maturing Through: 2020
Principal Maturity Range: \$16,537 - \$18,998
Fund Number: 2080
Comments: Matures 2020, repayment source is from marina rents

Payment Schedule

<u>Date Due</u>	<u>Interest Rate</u>	<u>Principal</u>	<u>Interest</u>	<u>Payment</u>	<u>Balance</u>
2017-03-29	2%	17,900.00	1,476.00	19,376.00	\$55,879.00
2018-03-29	2%	18,258.00	1,117.00	19,375.00	\$37,621.00
2019-03-29	2%	18,623.00	752.00	19,375.00	\$18,998.00
2020-03-29	2%	18,998.00	379.00	19,377.00	
Totals		\$73,779.00	\$3,724.00	\$77,503.00	

