

Michigan Department of Treasury
Revenue Sharing and Grants Division
PO Box 30722
Lansing MI 48909

RE: Compliance Form 4886 for City of South Lyon, MI Transparency & Accountability

The City of South Lyon is pleased to submit form 4886 with the required documents per Public Act 107, in compliance with the State of Michigan's Transparency and Accountability Initiative.

The City of South Lyon has chosen to use a web-service for this requirement, and has partnered with Munetrix to showcase our data.

Included with this letter are the required documents for City of South Lyon's:

- Citizen's Guide to Finances including our Pension and OPEB status
- Performance Dashboard
- Debt Service Report
- Projected Budget Report

We have made the data available to the public via a link on our website; as well we will make available limited quantities of paper copies in our municipality lobby and notify residents in our periodic mailings. You will find the confirmation of our website link and various supporting transparency documentation included with this letter.

We look forward to receiving these important funds from the State of Michigan and trust you will contact us if there are any questions or concerns.

Sincerely,



Lynne Ladner
City Manager

Michigan Department of Treasury
(Recreated) 4886 (Rev. 08-17)


City, Village, and Township Revenue Sharing and County Incentive Program Certification

Issued under authority of 2017 Public Act 107. Filing is mandatory to qualify for payments.

Each city/village/township/county applying for City, Village, and Township Revenue Sharing or County Incentive Program payments must:

1. Certify to the Michigan Department of Treasury (Treasury) that the local unit listed below has produced and made available to the public a Citizen's Guide, a Performance Dashboard, a Debt Service Report, and a Projected Budget Report as required by 2017 Public Act 107. The local unit must include in any mailing of general information to its citizens, the Internet website address or the physical location where all the documents are available for public viewing in the clerk's office.
2. Submit to Treasury a Citizen's Guide, a Performance Dashboard, a Debt Service Report, and a Projected Budget Report.

This certification, along with a Citizen's Guide, a Performance Dashboard, a Debt Service Report, and a Projected Budget Report, **must be received by December 1, 2017**, (or the first day of a payment month) in order to qualify for that month's payment. Postmark dates will not be considered. For questions, call 517-373-2697.

PART 1: LOCAL UNIT INFORMATION			
Local Unit Name City of South Lyon		Local Unit County Name Oakland County	
Local Unit Code 632210		Contact E-Mail Address Imosier@southlyonmi.org	
Contact Name Lori Mosier	Contact Title Bookkeeper	Contact Telephone Number 248-437-1735	Extension
Website Address, if reports are available online http://munetrix.com/sections/data/municipal.php?MuniID=106&Type=City		Current Fiscal Year End Date 2018-06-30	
PART 2: CITIZEN'S GUIDE			
Check any of the following that apply:			
<input type="checkbox"/> The local unit has elected to use Treasury's online Citizen's Guide to comply with the legislative requirements. Therefore, a copy of the Citizen's Guide will not be submitted to Treasury.			
<input type="checkbox"/> The local unit does not have any unfunded pensions or other post employment benefits (OPEB).			
PART 3: CERTIFICATION			
<i>In accordance with 2017 Public Act 107, the undersigned hereby certifies to Treasury that the above mentioned local unit 1) has produced a Citizen's Guide, a Performance Dashboard, a Debt Service Report, and a Projected Budget Report and 2) will include in any mailing of general information to our citizens, the Internet website address or the physical location where all the documents are available for public viewing in the clerk's office. The Citizen's Guide, Performance Dashboard, Debt Service Report, and Projected Budget Report are attached to this signed certification, unless otherwise noted in Part 2.</i>			
Chief Administrative Officer Signature (as defined in MCL 141.422b) 		Printed Name of Chief Administrative Officer (as defined in MCL 141.422b) Lynne Ladner	
Title City Manager		Date November 29, 2017	

Completed and signed form (including required attachments) should be e-mailed to: **TreasRevenueSharing@michigan.gov**
If you are unable to submit via e-mail, fax to 517-335-3298 or mail the completed form and required attachments to:

Michigan Department of Treasury
Revenue Sharing and Grants Division
PO Box 30722
Lansing MI 48909

TREASURY USE ONLY		
CVTRS/CIP Eligible Y N	Certification Received	Citizen's Guide Received
Performance Dashboard Received	Debt Service Report Received	Projected Budget Report Received
Final Certification	CVTRS/CIP Notes	

General Info

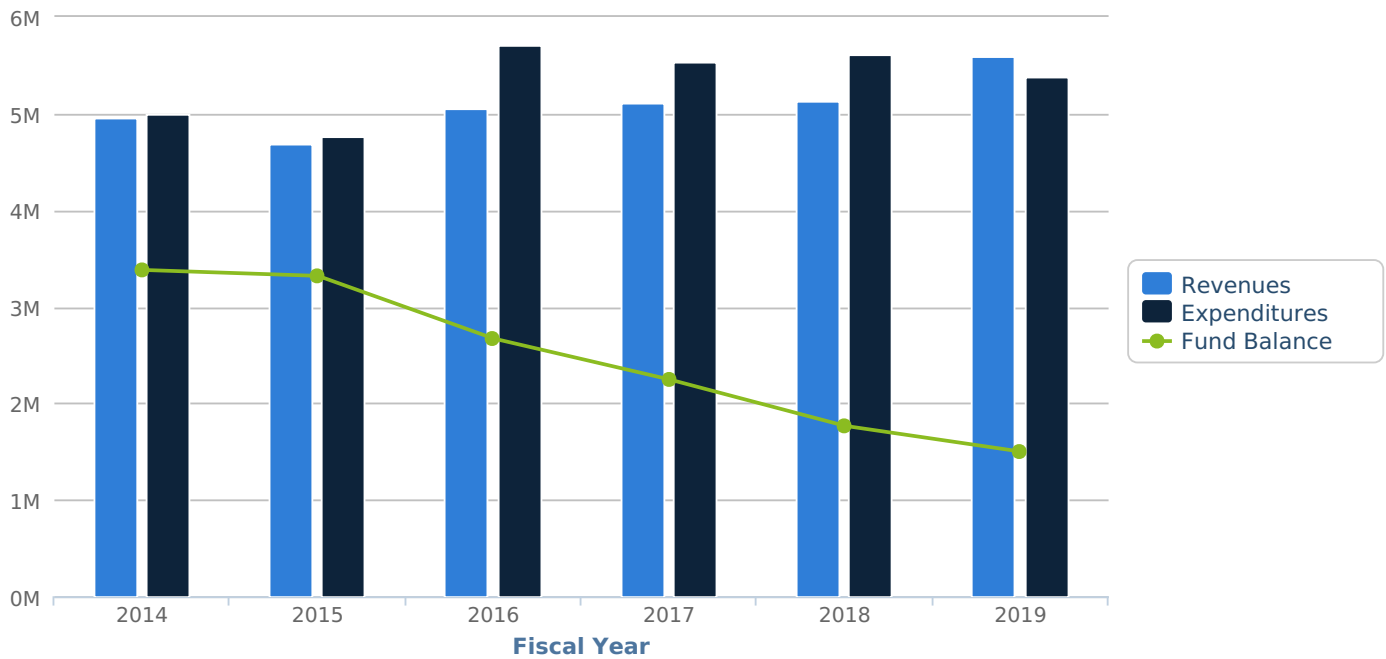
Name	Type	Fiscal Year End	Population (2010)	Phone	Website
South Lyon	City	June	11,336	(248) 437-1735	www.southlyonmi.org

Multi-Year General Fund Only

Year	Data Status	Fiscal Score	Population	General Fund Revenues	General Fund Expenditures	*Available Fund Balance	Taxable Value
2019	Forecast	0	11,700	\$5,603,983	\$5,383,598	\$1,498,757	\$356,110,224
2018	Budget	0	11,675	\$5,133,477	\$5,614,520	\$1,764,840	\$349,127,670
2017	Audited	0	11,650	\$5,106,280	\$5,529,861	\$2,245,883	\$342,282,030
2016	Historic	0	11,713	\$5,054,960	\$5,710,530	\$2,669,464	\$329,152,650
2015	Historic	0	11,710	\$4,684,662	\$4,759,404	\$3,318,526	\$325,002,040
2014	Historic	0	11,716	\$4,964,135	\$4,991,105	\$3,380,079	\$313,692,530

*Available Fund Balance includes Committed, Assigned, and Unassigned Funds. It excludes Nonspendable and Restricted Funds.

How We Have Managed Our Resources



Fiscal Year Assumptions Notes

2019 Notes:

Assumes a 2% increase in Taxable Value and a 2% decrease in Expenditures.

Financial Statement

Including General Fund only

Balance Sheet

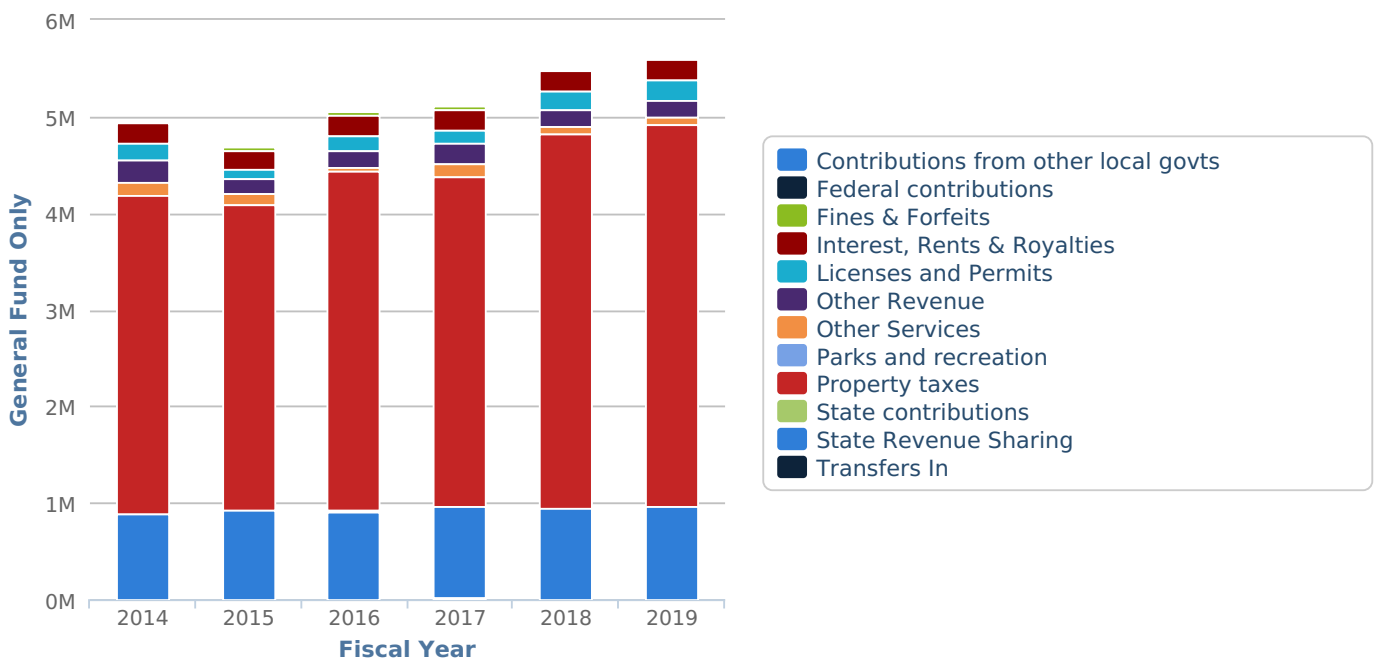
Category Name	2019	2018	2017	2016	2015	2014
Fund Equity	\$1,498,757	\$1,764,840	\$2,418,345	\$2,841,926	\$3,497,496	\$3,572,238
Total Assets	N/A	N/A	N/A	\$3,366,258	\$4,050,281	\$4,158,115
Total Liabilities	N/A	N/A	\$524,332	\$524,332	\$552,785	\$585,877

*Fund Equity includes all five fund types: Committed, Assigned, Unassigned, Nonspendable and Restricted Funds.

Revenues

Category Name	2019	2018	2017	2016	2015	2014
Contributions from other local govts	\$1,020	\$1,000	\$0			
Federal contributions			\$0			
Fines & Forfeits	\$10,455	\$10,250	\$32,500	\$36,135	\$31,348	\$27,567
Interest, Rents & Royalties	\$211,956	\$207,800	\$205,800	\$208,047	\$205,523	\$202,475
Licenses and Permits	\$207,570	\$203,500	\$150,000	\$151,899	\$86,653	\$186,312
Other Revenue	\$170,666	\$167,320	\$202,783	\$189,839	\$148,593	\$235,730
Other Services	\$76,500	\$75,000	\$127,047	\$33,815	\$120,071	\$119,822
Parks and recreation			\$0			
Property taxes	\$3,952,720	\$3,875,216	\$3,421,982	\$3,504,105	\$3,173,756	\$3,295,332
State contributions			\$0	\$22,895		
State Revenue Sharing	\$973,096	\$954,016	\$946,168	\$908,225	\$918,718	\$896,897
Transfers In			\$20,000			
Total	\$5,603,983	\$5,494,102	\$5,106,280	\$5,054,960	\$4,684,662	\$4,964,135

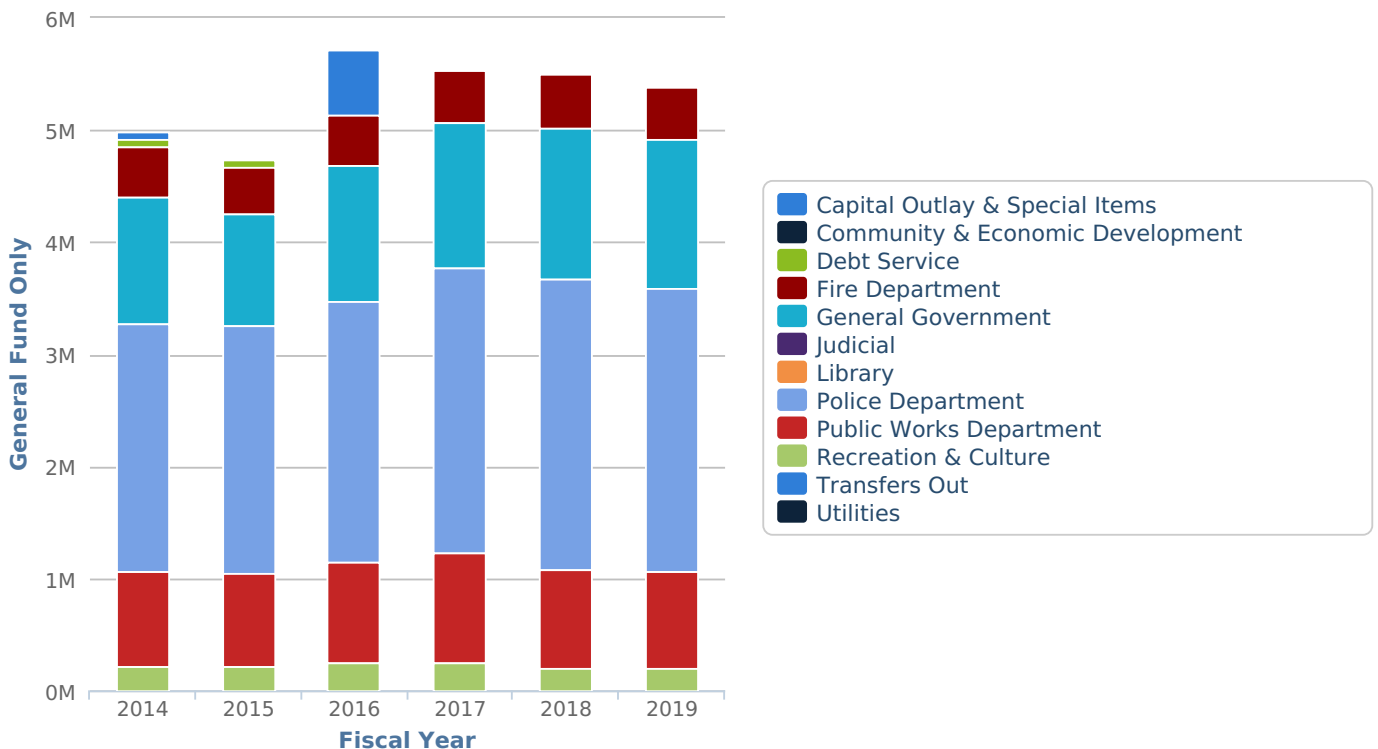
Where The Money Comes From



Expenses

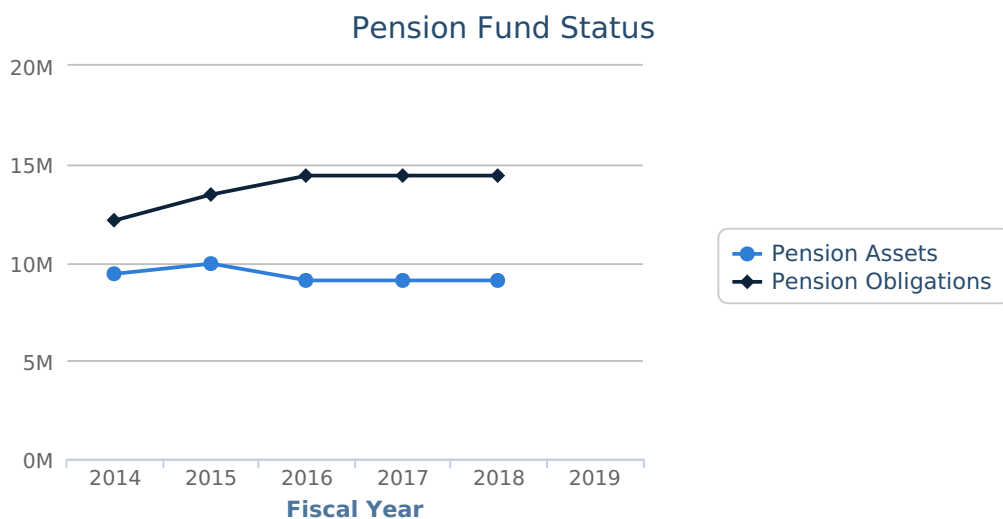
Category Name	2019	2018	2017	2016	2015	2014
Capital Outlay & Special Items			\$0	\$579,725	\$20,412	\$70,013
Community & Economic Development			\$0			
Debt Service			\$0		\$71,880	\$66,963
Fire Department	\$458,768	\$468,130	\$464,750	\$451,029	\$418,418	\$453,260
General Government	\$1,328,555	\$1,355,668	\$1,290,460	\$1,211,581	\$994,579	\$1,129,339
Judicial			\$0			
Library			\$0			
Police Department	\$2,536,196	\$2,587,955	\$2,544,353	\$2,315,212	\$2,213,896	\$2,201,693
Public Works Department	\$865,692	\$883,359	\$978,528	\$900,366	\$818,122	\$861,765
Recreation & Culture	\$194,387	\$198,355	\$251,770	\$252,617	\$222,097	\$208,072
Transfers Out			\$0			
Utilities			\$0			
Total	\$5,383,598	\$5,493,467	\$5,529,861	\$5,710,530	\$4,759,404	\$4,991,105

How The Money Is Spent

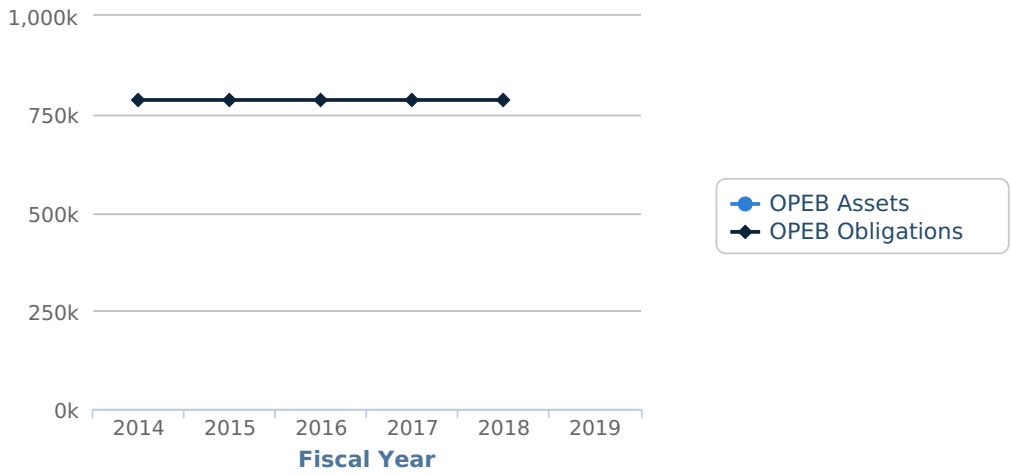


Supplementary Information (Pension / OPEB)

Category Name	2019	2018	2017	2016	2015	2014
Pensions Actuarial Liability	N/A	\$14,412,151	\$14,412,151	\$14,412,151	\$13,449,214	\$12,141,556
Pension Fund Assets	N/A	\$9,076,648	\$9,076,648	\$9,076,648	\$9,931,172	\$9,416,876
OPEB Actuarial Liability	N/A	\$785,905	\$785,905	\$785,905	\$785,905	\$785,905
OPEB Fund Assets	N/A	N/A	N/A	N/A	N/A	N/A



Other Post-Employment Benefit Fund Status



OPEB Notes:

There are no assets set aside for OPEB. Employees receive \$500.00 per month toward Health Insurance premiums until age 65.

Fund Equity Detail

Category Name	2019	2018	2017	2016	2015	2014
Assigned			\$0			
Committed			\$0			
Nonspendable			\$147,462	\$147,462	\$153,970	\$167,159
Restricted			\$25,000	\$25,000	\$25,000	\$25,000
Unassigned	\$1,498,757	\$1,764,840	\$2,245,883	\$2,669,464	\$3,318,526	\$3,380,079

Copyright © 2017 Munetrix, LLC. All rights reserved.

Fiscal Stability	2016	2017	Progress
Annual General Fund expenditures per capita	\$488	\$475	↑
Fund balance as % of General Fund Revenues i	52.8%	44.0%	↓
Other Post Employment Benefits % Funded	0.0%	0.0%	↔
Pension % Funded i	63.0%	63.0%	↔
Debt burden per capita i	\$32.4	\$0.0	↑

Public Safety	2015	2016	Progress
Crimes against persons per thousand residents i	3.9	3.1	↑
Crimes against property per thousand residents i	10.4	9.1	↑
Crimes against society per thousand residents i	13.2	10.4	↑
Other crimes per thousand residents i	3.5	2.4	↑

School District Enrollment	2016	2017	Progress
South Lyon Community Schools	7,994	8,275	↑

OPEB Notes:

There are no assets set aside for OPEB. Employees receive \$500.00 per month toward Health Insurance premiums until age 65.

[Print](#)

City of South Lyon
Local Code: 63-2210
Debt Service Summary Report

Bonds & contracts payable

Fiscal Years

Name	2017	2018	2019	2020
2003 Waste Water Treatment Plant Bond:	1,090,309	1,088,559	1,091,247	1,088,372
2005 Building Authority Bond:	33,835	32,635	36,435	
99 Building Authority:	104,820	105,140	105,200	
Drinking Water Program:	166,612	163,862	166,112	163,237
Subtotal for Bonds & contracts payable	\$1,395,576	\$1,390,196	\$1,398,994	\$1,251,609
Total Principal & Interest	\$1,395,576	\$1,390,196	\$1,398,994	\$1,251,609

**City of South Lyon
Complete Debt Report for
2003 Waste Water Treatment Plant Bond:**

Issuance Information

Debt Type: Bonds & contracts payable
Activity Type: Business-type/Enterprise
Repayment Source: Tax-Backed
Issuance Date: 2003-04-14
Issuance Amount: \$17,167,379
Maturing Through: 2025
Principal Maturity Range: \$102,379 - \$1,050,000
Purpose: Waste water treatment plant

Payment Schedule

<u>Date Due</u>	<u>Interest Rate</u>	<u>Principal</u>	<u>Interest</u>	<u>Payment</u>	<u>Balance</u>
2016-10-01	2.5%	860,000.00	120,529.74	980,529.74	\$8,782,379.00
2017-04-01	2.5%		109,779.74	109,779.74	\$8,782,379.00
2017-10-01	2.5%	880,000.00	109,779.74	989,779.74	\$7,902,379.00
2018-04-01	2.5%		98,779.74	98,779.74	\$7,902,379.00
2018-10-01	2.5%	905,000.00	98,779.74	1,003,779.74	\$6,997,379.00
2019-04-01	2.5%		87,467.24	87,467.24	\$6,997,379.00
2019-10-01	2.5%	925,000.00	87,467.24	1,012,467.24	\$6,072,379.00
2020-04-01	2.5%		75,904.74	75,904.74	\$6,072,379.00
2020-10-01	2.5%	950,000.00	75,904.74	1,025,904.74	\$5,122,379.00
2021-04-01	2.5%		64,029.71	64,029.71	\$5,122,379.00
2021-10-01	2.5%	975,000.00	64,029.74	1,039,029.74	\$4,147,379.00
2022-04-01	2.5%		51,842.24	51,842.24	\$4,147,379.00
2022-10-01	2.5%	1,000,000.00	51,842.24	1,051,842.24	\$3,147,379.00
2023-04-01	2.5%		39,342.24	39,342.24	\$3,147,379.00
2023-10-01	2.5%	1,025,000.00	39,342.24	1,064,342.24	\$2,122,379.00
2024-04-01	2.5%		26,529.74	26,529.74	\$2,122,379.00
2024-10-01	2.5%	1,050,000.00	26,529.74	1,076,529.74	\$1,072,379.00
2025-04-01	2.5%		13,404.74	13,404.74	\$1,072,379.00
2025-10-01	2.5%	102,379.00	13,404.74	115,783.74	\$0.00
Totals		\$8,672,379.00	\$1,254,690.03	\$9,927,069.03	

**City of South Lyon
Complete Debt Report for
2005 Building Authority Bond:**

Issuance Information

Debt Type: Bonds & contracts payable
Activity Type: Component Unit
Repayment Source: TIF/SAD
Issuance Date: 2005-06-09
Issuance Amount: \$380,000
Maturing Through: 2019
Principal Maturity Range: \$30,000 - \$35,000
Purpose: Wells Street Parking Lot
Comments: DDA TIF

Payment Schedule

<u>Date Due</u>	<u>Interest Rate</u>	<u>Principal</u>	<u>Interest</u>	<u>Payment</u>	<u>Balance</u>
2016-11-01	4%		1,917.50	1,917.50	\$95,000.00
2017-05-01	4%	30,000.00	1,917.50	31,917.50	\$65,000.00
2017-11-01	4%		1,317.50	1,317.50	\$65,000.00
2018-05-01	4%	30,000.00	1,317.50	31,317.50	\$35,000.00
2018-11-01	4%		717.56	717.56	\$35,000.00
2019-05-01	4.1%	35,000.00	717.50	35,717.50	\$0.00
		\$95,000.00	\$7,905.06	\$102,905.06	
Totals					

**City of South Lyon
Complete Debt Report for
99 Building Authority:**

Issuance Information

Debt Type: Bonds & contracts payable
Activity Type: Component Unit
Repayment Source: Tax-Backed
Issuance Date: 1999-08-25
Issuance Amount: \$1,370,000
Maturing Through: 2019
Principal Maturity Range: \$80,000 - \$100,000
Purpose: Land Purchase

Payment Schedule

<u>Date Due</u>	<u>Interest Rate</u>	<u>Principal</u>	<u>Interest</u>	<u>Payment</u>	<u>Balance</u>
2016-11-01	5.2%		7,410.00	7,410.00	\$285,000.00
2017-05-01	5.2%	90,000.00	7,410.00	97,410.00	\$195,000.00
2017-11-01	5.2%		5,070.00	5,070.00	\$195,000.00
2018-05-01	5.2%	95,000.00	5,070.00	100,070.00	\$100,000.00
2018-11-01	5.2%		2,600.00	2,600.00	\$100,000.00
2019-05-01	5.2%	100,000.00	2,600.00	102,600.00	\$0.00
Totals		\$285,000.00	\$30,160.00	\$315,160.00	

City of South Lyon Complete Debt Report for Drinking Water Program:

Issuance Information

Debt Type: Bonds & contracts payable
Activity Type: Business-type/Enterprise
Repayment Source: General Obligation
Issuance Date: 2012-09-18
Issuance Amount: \$2,650,000
Maturing Through: 2034
Principal Maturity Range: \$105,000 - \$165,000
Comments: DWRF GO Bond

Payment Schedule

<u>Date Due</u>	<u>Interest Rate</u>	<u>Principal</u>	<u>Interest</u>	<u>Payment</u>	<u>*Adjustments</u>	<u>Balance</u>
2016-10-01	2.5%		28,305.81	28,305.81		\$2,264,465.00
2017-04-01	2.5%	110,000.00	28,305.81	138,305.81		\$2,154,465.00
2017-10-01	2.5%		26,930.81	26,930.81		\$2,154,465.00
2018-04-01	2.5%	110,000.00	26,930.81	136,930.81		\$2,044,465.00
2018-10-01	2.5%		25,555.81	25,555.81		\$2,044,465.00
2019-04-01	2.5%	115,000.00	25,555.81	140,555.81		\$1,929,465.00
2019-10-01	2.5%		24,118.31	24,118.31		\$1,929,465.00
2020-04-01	2.5%	115,000.00	24,118.31	139,118.31		\$1,814,465.00
2020-10-01	2.5%		22,680.81	22,680.81		\$1,814,465.00
2021-04-01	2.5%	120,000.00	22,680.81	142,680.81		\$1,694,465.00
2021-10-01	2.5%		21,180.81	21,180.81		\$1,694,465.00
2022-04-01	2.5%	125,000.00	21,180.81	146,180.81		\$1,569,465.00
2022-10-01	2.5%		19,618.31	19,618.31		\$1,569,465.00
2023-04-01	2.5%	125,000.00	19,618.31	144,618.31		\$1,444,465.00
2023-10-01	2.5%		18,055.81	18,055.81		\$1,444,465.00
2024-04-01	2.5%	130,000.00	18,055.81	148,055.81		\$1,314,465.00
2024-10-01	2.5%		16,430.81	16,430.81		\$1,314,465.00
2025-04-01	2.5%	135,000.00	16,430.81	151,430.81		\$1,179,465.00
2025-10-01	2.5%		14,743.31	14,743.31		\$1,179,465.00
2026-04-01	2.5%	135,000.00	14,743.31	149,743.31		\$1,044,465.00
2026-10-01	2.5%		13,055.81	13,055.81		\$1,044,465.00
2027-04-01	2.5%	140,000.00	13,055.81	153,055.81		\$904,465.00

2027-10-01	2.5%		11,305.81	11,305.81	\$904,465.00
2028-04-01	2.5%	145,000.00	11,305.81	156,305.81	\$759,465.00
2028-10-01	2.5%		9,493.31	9,493.31	\$759,465.00
2029-04-01	2.5%	145,000.00	9,493.31	154,493.31	\$614,465.00
2029-10-01	2.5%		7,680.81	7,680.81	\$614,465.00
2030-04-01	2.5%	150,000.00	7,680.81	157,680.81	\$464,465.00
2030-10-01	2.5%		5,805.81	5,805.81	\$464,465.00
2031-04-01	2.5%	155,000.00	5,805.81	160,805.81	\$309,465.00
2031-10-01	2.5%		3,868.31	3,868.31	\$309,465.00
2032-04-01	2.5%	160,000.00	3,868.31	163,868.31	\$149,465.00
2032-10-01	2.5%		1,868.31	1,868.31	\$149,465.00
2033-04-01	2.5%	160,000.00	1,868.31	161,868.31	\$-10,535.00
2033-10-01	2.5%		-131.69	-131.69	\$-10,535.00
2034-04-01	2.5%	165,000.00	-131.69	164,868.31	\$-175,535.00

Totals		\$2,440,000.00	\$541,134.16	\$2,981,134.16	\$0.00
--------	--	----------------	--------------	----------------	--------

*Adjustments are applied to the principal amount and can be a positive or negative number. The value displayed is added to the ending balance. Therefore a positive number increases the ending balance and a negative number decreases the ending balance.

