

Michigan Department of Treasury  
Revenue Sharing and Grants Division  
PO Box 30722  
Lansing MI 48909

**RE: Compliance Form 4886 for City of Hamtramck, MI Transparency & Accountability**

The City of Hamtramck is pleased to submit form 4886 with the required documents per Public Act 207, in compliance with the State of Michigan's Transparency and Accountability Initiative.

The City of Hamtramck has chosen to use a web-service for this requirement, and has partnered with Munetrix to showcase our data.

**Included with this letter are the required documents for City of Hamtramck's:**

- Citizen's Guide to Finances including our Pension and OPEB status
- Performance Dashboard
- Debt Service Report
- Projected Budget Report

We have made the data available to the public via a link on our website; as well we will make available limited quantities of paper copies in our municipality lobby and notify residents in our periodic mailings. You will find the confirmation of our website link and various supporting transparency documentation included with this letter.

We look forward to receiving these important funds from the State of Michigan and trust you will contact us if there are any questions or concerns.

Sincerely,



Kathleen Angerer  
City Manager

Michigan Department of Treasury  
(Recreated) 4886 (Rev. 09-18)


### City, Village, and Township Revenue Sharing and County Incentive Program Certification

Issued under authority of 2018 Public Act 207. Filing is mandatory to qualify for payments.

Each city/village/township/county applying for City, Village, and Township Revenue Sharing or County Incentive Program payments must:

1. Certify to the Michigan Department of Treasury (Treasury) that the local unit listed below has produced and made available to the public a Citizen's Guide, a Performance Dashboard, a Debt Service Report, and a Projected Budget Report as required by 2018 Public Act 207. The local unit must include in any mailing of general information to its citizens, the Internet website address or the physical location where all the documents are available for public viewing in the clerk's office.
2. Submit to Treasury a Citizen's Guide, a Performance Dashboard, a Debt Service Report, and a Projected Budget Report.

This certification, along with a Citizen's Guide, a Performance Dashboard, a Debt Service Report, and a Projected Budget Report, **must be received by December 1, 2018**, (or the first day of a payment month) in order to qualify for that month's payment. Postmark dates will not be considered. For questions, call 517-373-2697.

PART 1: LOCAL UNIT INFORMATION			
Local Unit Name City of Hamtramck		Local Unit County Name Wayne County	
Local Unit Code 822140		Contact E-Mail Address shendricks@hamtramckcity.com	
Contact Name Susan Hendricks	Contact Title CFO	Contact Telephone Number 3138005218	Extension
Website Address, if reports are available online <a href="http://munetrix.com/sections/data/municipal.php?MuniID=210&amp;Type=City">http://munetrix.com/sections/data/municipal.php?MuniID=210&amp;Type=City</a>		Current Fiscal Year End Date 6/30/19	
PART 2: CITIZEN'S GUIDE			
Check any of the following that apply:			
<input type="checkbox"/> The local unit has elected to use Treasury's online Citizen's Guide to comply with the legislative requirements. Therefore, a copy of the Citizen's Guide will not be submitted to Treasury.			
<input type="checkbox"/> The local unit does not have any unfunded liabilities (pensions or other postemployment benefits (OPEB)).			
PART 3: CERTIFICATION			
<i>In accordance with 2018 Public Act 207, the undersigned hereby certifies to Treasury that the above mentioned local unit 1) has produced a Citizen's Guide, a Performance Dashboard, a Debt Service Report, and a Projected Budget Report and 2) will include in any mailing of general information to our citizens, the Internet website address or the physical location where all the documents are available for public viewing in the clerk's office. The Citizen's Guide, Performance Dashboard, Debt Service Report, and Projected Budget Report are attached to this signed certification, unless otherwise noted in Part 2.</i>			
Chief Administrative Officer Signature (as defined in MCL 141.422b) 		Printed Name of Chief Administrative Officer (as defined in MCL 141.422b) Kathleen Angerer	
Title City Manager		Date November 30, 2018	

Completed and signed form (including required attachments) should be e-mailed to: **TreasRevenueSharing@michigan.gov**  
If you are unable to submit via e-mail, fax to 517-335-3298 or mail the completed form and required attachments to:

Michigan Department of Treasury  
Revenue Sharing and Grants Division  
PO Box 30722  
Lansing MI 48909

TREASURY USE ONLY		
CVTRS/CIP Eligible Y N	Certification Received	Citizen's Guide Received
Performance Dashboard Received	Debt Service Report Received	Projected Budget Report Received
Final Certification	CVTRS/CIP Notes	

# General Info

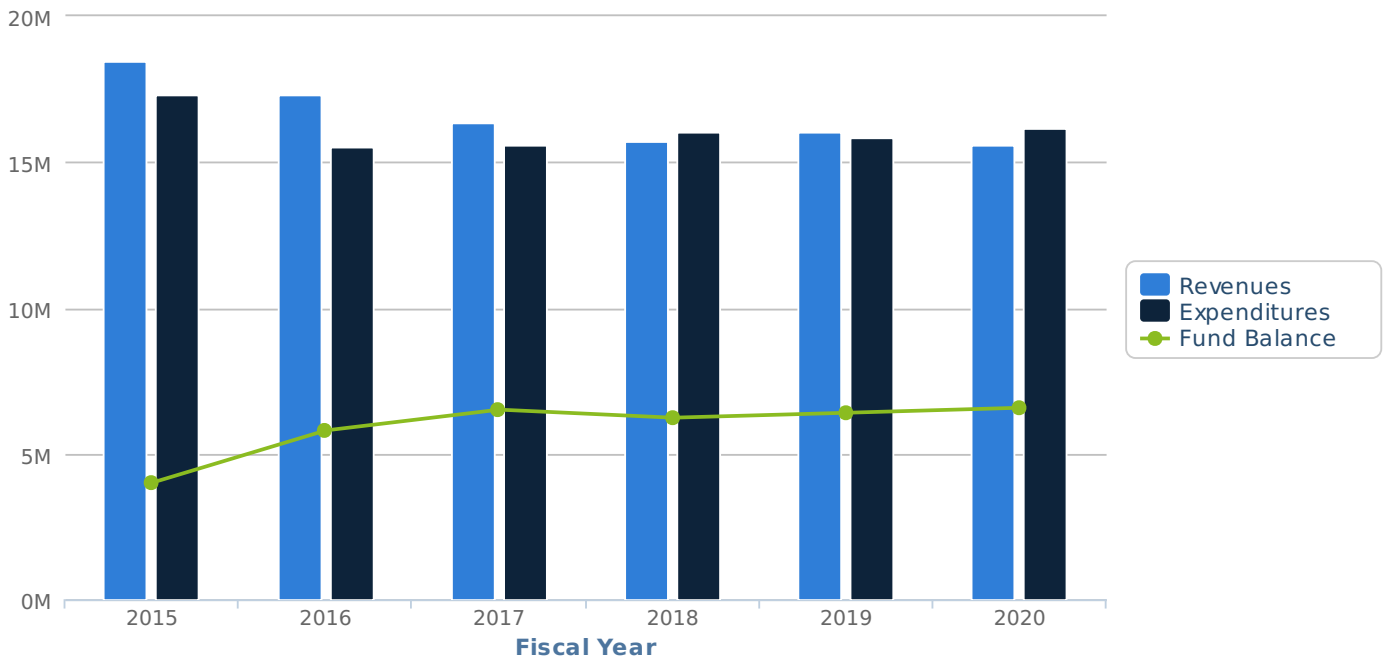
Name	Type	Fiscal Year End	Population (2010)	Phone	Website
Hamtramck	City	June	22,373	(313) 876-7700	http://www.hamtramck.us/

# Multi-Year General Fund Only

Year	Data Status	Fiscal Score	Population	General Fund Revenues	General Fund Expenditures	*Available Fund Balance	Taxable Value
2020	Forecast	2	22,002	\$15,598,350	\$16,166,494	\$6,568,983	\$208,060,788
2019	Budget	2	22,002	\$16,018,500	\$15,849,506	\$6,396,609	\$203,500,000
2018	Amended Budget	2	22,002	\$15,716,815	\$16,056,564	\$6,227,615	\$193,000,001
2017	Historic	2	21,752	\$16,350,490	\$15,614,681	\$6,504,084	\$191,236,246
2016	Historic	4	21,849	\$17,304,952	\$15,513,196	\$5,791,054	\$186,323,314
2015	Historic	3	21,977	\$18,494,869	\$17,288,394	\$3,999,297	\$189,190,268

\*Available Fund Balance includes Committed, Assigned, and Unassigned Funds. It excludes Nonspendable and Restricted Funds.

### How We Have Managed Our Resources



# Fiscal Year Assumptions Notes

## 2020 Notes:

### Revenues

The General Motors plant has historically provided a large source of revenue. With the recent announcement by GM to idle that plant the revenue for this has been removed from the forecast.

The City is currently completing a city wide property re-appraisal. While the increased SEV on property will not have an immediate impact we are forecasting some growth from this project

### Expenditures

The City is looking at several options to reduce expenditures to offset the revenue loss due to the GM closing.

## 2019 Notes:

### Assumptions for 2019

#### Revenues

- A modest increase from 2017 actual is being projected
- Taxable value has increased contributing to the modest increase in overall revenues
- Population remains unchanged

#### Expenditures

- Payroll and related costs will have a slight increase, this is the result of the settlement of three union contracts.
- There is also an increase in costs due to the effort to fill vacant positions. This is increasing both payroll and related expenditures and other expenditures related to the cost of on-boarding new employees.

## 2018 Notes:

### Assumptions for 2018

#### Revenues

- Taxable Value relatively flat, we are showing the most modest of increases
- Population is flat
- Slight increase in building permits and associated fees

#### Expenditures

- General Government salary increase of 1%
- Health care costs increase of 6%
- Dental costs increase by 4%
- Life insurance costs increase by 1%
- Pension costs will increase by \$900,000

# Financial Statement

Including General Fund only

## Balance Sheet

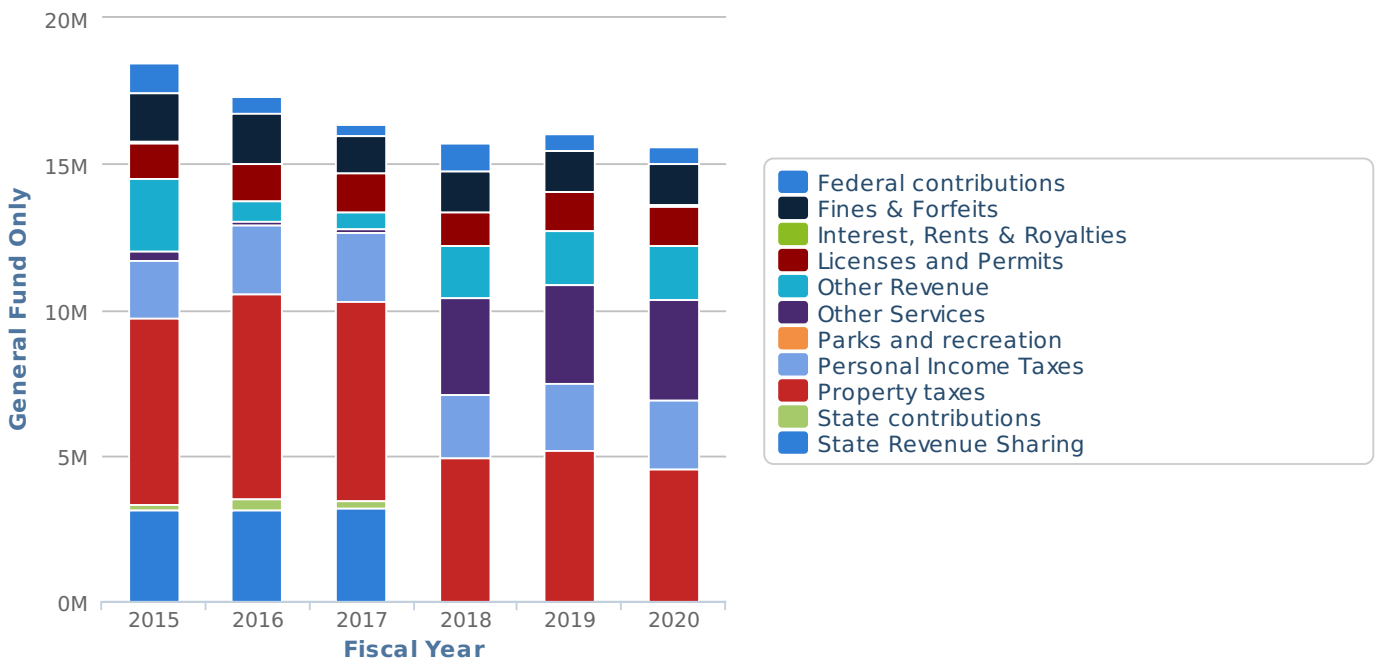
Category Name	2020	2019	2018	2017	2016	2015
Fund Equity	\$6,568,983	\$6,396,609	\$6,227,615	\$6,539,363	\$5,803,554	\$4,011,797
Total Assets	\$6,568,983	\$6,396,609	N/A	\$7,564,045	\$6,866,017	\$5,790,702
Total Liabilities	N/A	N/A	N/A	\$1,838,097	\$1,062,464	\$1,778,905

\*Fund Equity includes all five fund types: Committed, Assigned, Unassigned, Nonspendable and Restricted Funds.

## Revenues

Category Name	2020	2019	2018	2017	2016	2015
Federal contributions	\$586,500	\$575,000	\$950,000	\$362,156	\$558,954	\$1,053,540
Fines & Forfeits	\$1,398,012	\$1,370,600	\$1,410,000	\$1,271,558	\$1,717,556	\$1,660,270
Interest, Rents & Royalties	\$47,940	\$47,000	\$20,000	\$40,822	\$20,000	\$40,419
Licenses and Permits	\$1,340,280	\$1,314,000	\$1,117,000	\$1,329,279	\$1,301,845	\$1,229,953
Other Revenue	\$1,866,294	\$1,829,700	\$1,809,000	\$573,562	\$669,191	\$2,504,774
Other Services	\$3,471,162	\$3,403,100	\$3,334,867	\$115,397	\$146,257	\$315,403
Parks and recreation					\$2,750	
Personal Income Taxes	\$2,335,392	\$2,289,600	\$2,180,000	\$2,366,030	\$2,336,927	\$1,988,096
Property taxes	\$4,550,220	\$5,187,000	\$4,895,948	\$6,857,051	\$7,018,818	\$6,396,690
State contributions	\$2,550	\$2,500		\$223,201	\$418,643	\$190,087
State Revenue Sharing				\$3,211,434	\$3,114,011	\$3,115,637
<b>Total</b>	<b>\$15,598,350</b>	<b>\$16,018,500</b>	<b>\$15,716,815</b>	<b>\$16,350,490</b>	<b>\$17,304,952</b>	<b>\$18,494,869</b>

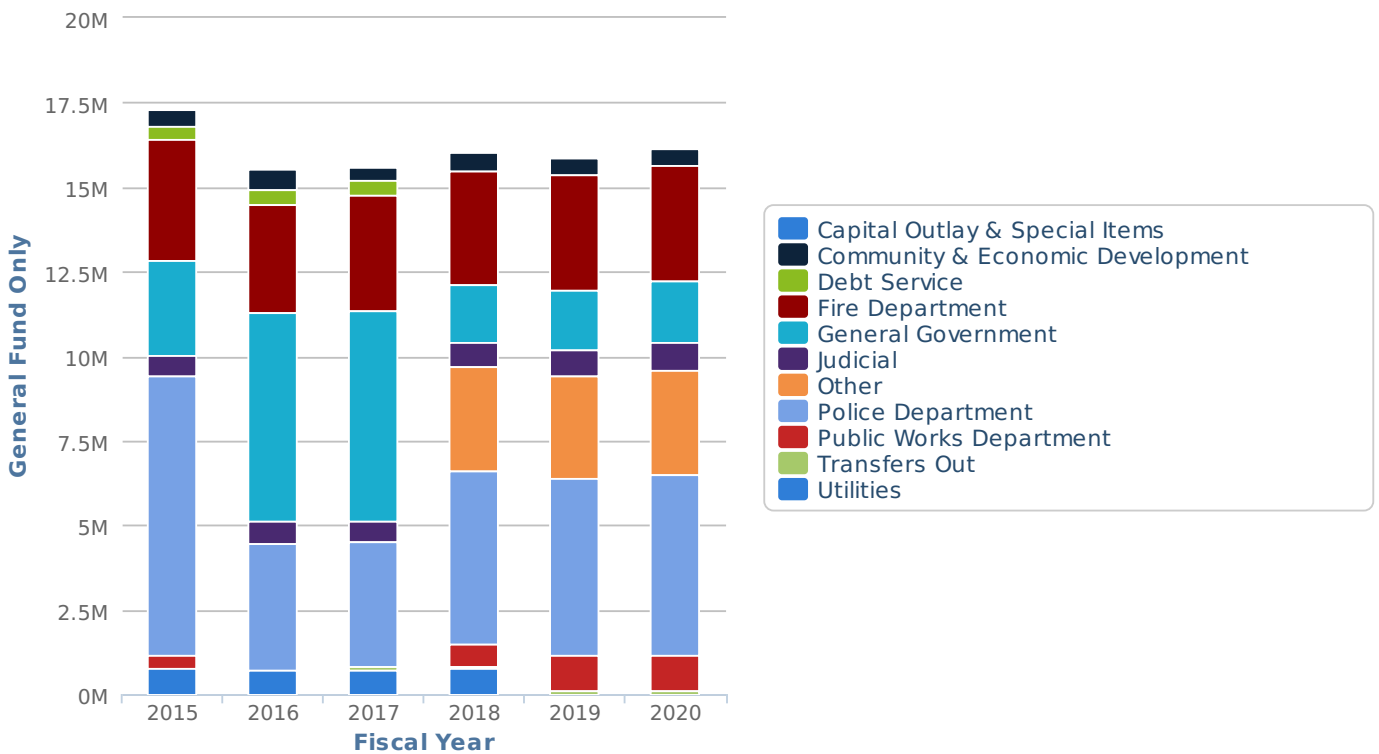
### Where The Money Comes From



## Expenses

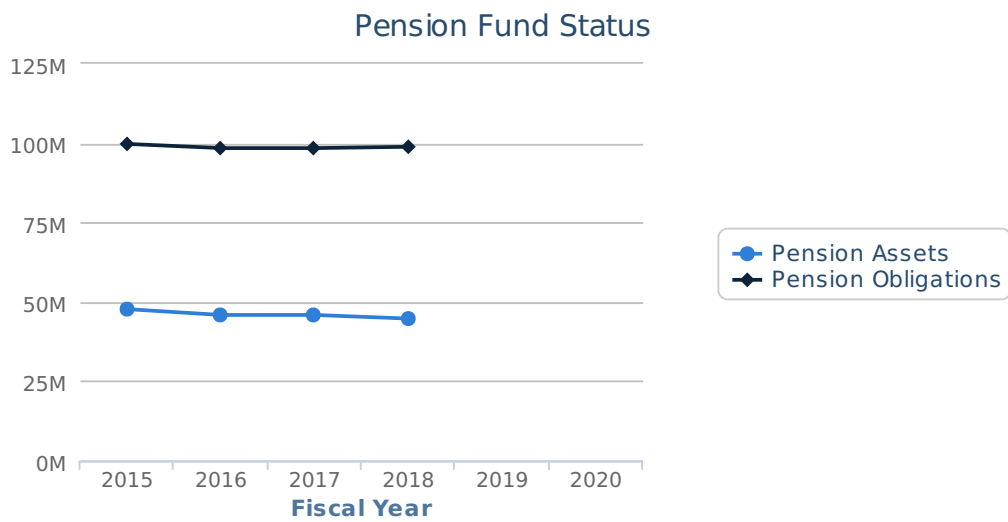
Category Name	2020	2019	2018	2017	2016	2015
Capital Outlay & Special Items				\$11,669		
Community & Economic Development	\$512,422	\$502,375	\$556,027	\$409,127	\$579,626	\$457,271
Debt Service				\$419,264	\$419,139	\$413,789
Fire Department	\$3,442,450	\$3,374,950	\$3,399,138	\$3,412,198	\$3,216,515	\$3,604,177
General Government	\$1,799,449	\$1,764,168	\$1,679,950	\$6,237,199	\$6,190,718	\$2,778,549
Judicial	\$799,186	\$783,515	\$707,565	\$620,211	\$622,366	\$618,729
Other	\$3,092,986	\$3,032,340	\$3,108,712			
Police Department	\$5,358,165	\$5,253,103	\$5,125,772	\$3,681,408	\$3,743,905	\$8,265,307
Public Works Department	\$1,034,295	\$1,014,015	\$669,400			\$378,406
Transfers Out	\$127,541	\$125,040	\$50,000	\$100,000		
Utilities			\$760,000	\$723,605	\$740,927	\$772,166
<b>Total</b>	<b>\$16,166,494</b>	<b>\$15,849,506</b>	<b>\$16,056,564</b>	<b>\$15,614,681</b>	<b>\$15,513,196</b>	<b>\$17,288,394</b>

### How The Money Is Spent



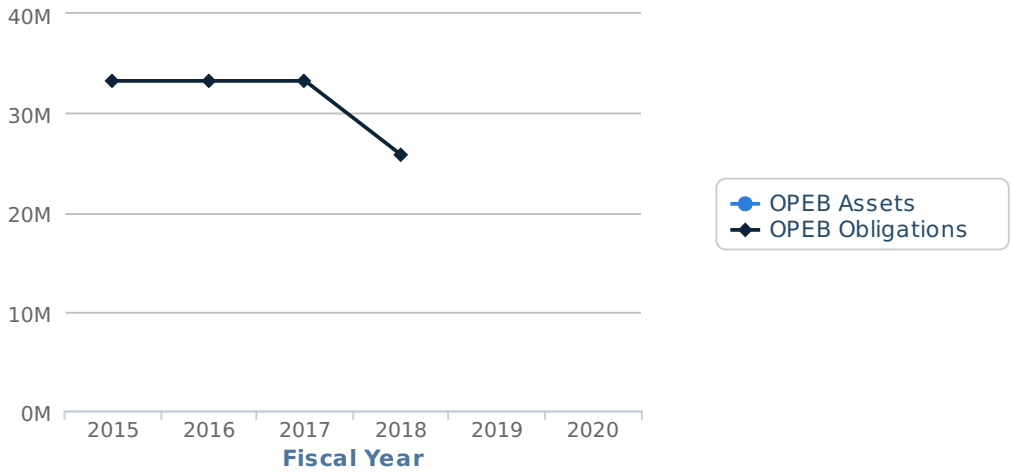
## Supplementary Information (Pension / OPEB)

Category Name	2020	2019	2018	2017	2016	2015
Pensions Actuarial Liability	N/A	N/A	\$98,846,894	\$98,431,985	\$98,431,985	\$99,750,535
Pension Fund Assets	N/A	N/A	\$44,713,054	\$45,859,762	\$45,859,762	\$47,692,573
OPEB Actuarial Liability	N/A	N/A	\$25,788,296	\$33,241,386	\$33,241,386	\$33,241,386
OPEB Fund Assets	N/A	N/A	N/A	N/A	N/A	N/A





### Other Post-Employment Benefit Fund Status



## Fund Equity Detail

Category Name	2020	2019	2018	2017	2016	2015
Nonspendable				\$35,279	\$12,500	\$12,500
Unassigned	\$6,568,983	\$6,396,609	\$6,227,615	\$6,504,084	\$5,791,054	\$3,999,297

---

Copyright © 2018 Munetrix, LLC. All rights reserved.

Fiscal Stability	2016	2017	Progress
Fiscal Wellness Indicator Score	4	2	↑
Annual General Fund expenditures per capita	\$710	\$718	↓
Fund balance as % of General Fund Revenues <a href="#">i</a>	33.5%	39.8%	↑
Other Post Employment Benefits % Funded	0.0%	0.0%	↔
Pension % Funded <a href="#">i</a>	46.6%	46.6%	↔
Debt burden per capita <a href="#">i</a>	\$2,687.1	\$199.2	↑

Economy & Financial Health	2016	2017	Progress
Population <a href="#">i</a>	21,849	21,752	↓
Taxable Value (100k) <a href="#">i</a>	\$186,323	\$191,236	↑

Public Safety	2016	2017	Progress
Crimes against persons per thousand residents <a href="#">i</a>	18.0	17.5	↑
Crimes against property per thousand residents <a href="#">i</a>	58.9	48.3	↑
Crimes against society per thousand residents <a href="#">i</a>	16.7	19.8	↓
Other crimes per thousand residents <a href="#">i</a>	12.3	34.6	↓

School District Enrollment	2016	2017	Progress
School District of the City of Hamtramck	2,958	3,114	↑

[Print](#)

**City of Hamtramck**  
**Local Code: 82-2140**  
**Debt Service Summary Report**

**Bonds & contracts payable**

**Fiscal Years**

<b>Name</b>	<b>2018</b>	<b>2019</b>	<b>2020</b>	<b>2021</b>
Clean Water Program: 2015	350,804	349,304	347,679	350,929
Series 2012B, Local Govt. Revenue Bonds:	182,700	183,500	188,250	187,775
<b>Subtotal for Bonds &amp; contracts payable</b>	<b>\$533,504</b>	<b>\$532,804</b>	<b>\$535,929</b>	<b>\$538,704</b>

**Other contractual debt**

**Fiscal Years**

<b>Name</b>	<b>2018</b>	<b>2019</b>	<b>2020</b>	<b>2021</b>
Emergency Loan Note - GO Limited Tax 2013-14 Series 1 :	232,439	232,440	232,440	232,439
<b>Subtotal for Other contractual debt</b>	<b>\$232,439</b>	<b>\$232,440</b>	<b>\$232,440</b>	<b>\$232,439</b>
<b>Total Principal &amp; Interest</b>	<b>\$765,943</b>	<b>\$765,244</b>	<b>\$768,369</b>	<b>\$771,143</b>

# City of Hamtramck

## Complete Debt Report for Clean Water Program: 2015

### Issuance Information

**Debt Type:** Bonds & contracts payable  
**Activity Type:** Business-type/Enterprise  
**Repayment Source:** Revenue - Water  
**Issuance Date:** 2015-09-17  
**Issuance Amount:** \$6,425,000  
**Interest Rate:** 2.5  
**Maturing Through:** 2036  
**Principal Maturity Range:** \$250,000 - \$400,000  
**Internal Number:** 5615-01  
**Series:** 2015  
**Purpose:** Water Quality  
**Comments:** This is a disbursement bond and as of 12/1/2016 there were only four disbursements totaling \$3,882,142 As of 12/1/2017, the remaining amount of this disbursement bond has been received.

### Payment Schedule

<u>Date Due</u>	<u>Interest Rate</u>	<u>Principal</u>	<u>Interest</u>	<u>Payment</u>	<u>Balance</u>
2017-10-01	2.5%		45,401.78	45,401.78	\$6,175,000.00
2018-04-01	2.5%	260,000.00	45,401.78	305,401.78	\$5,915,000.00
2018-10-01	2.5%		42,151.78	42,151.78	\$5,915,000.00
2019-04-01	2.5%	265,000.00	42,151.78	307,151.78	\$5,650,000.00
2019-10-01	2.5%		38,839.28	38,839.28	\$5,650,000.00
2020-04-01	2.5%	270,000.00	38,839.28	308,839.28	\$5,380,000.00
2020-10-01	2.5%		35,464.28	35,464.28	\$5,380,000.00
2021-04-01	2.5%	280,000.00	35,464.28	315,464.28	\$5,100,000.00
2021-10-01	2.5%		31,964.28	31,964.28	\$5,100,000.00
2022-04-01	2.5%	285,000.00	31,964.28	316,964.28	\$4,815,000.00
2022-10-01	2.5%		28,401.78	28,401.78	\$4,815,000.00
2023-04-01	2.5%	290,000.00	28,401.78	318,401.78	\$4,525,000.00
2023-10-01	2.5%		24,776.78	24,776.78	\$4,525,000.00
2024-04-01	2.5%	300,000.00	24,776.78	324,776.78	\$4,225,000.00
2024-10-01	2.5%		21,026.78	21,026.78	\$4,225,000.00
2025-04-01	2.5%	305,000.00	21,026.78	326,026.78	\$3,920,000.00
2025-10-01	2.5%		17,214.28	17,214.28	\$3,920,000.00
2026-04-01	2.5%	315,000.00	17,214.78	332,214.78	\$3,605,000.00
2026-10-01	2.5%		13,276.78	13,276.78	\$3,605,000.00
2027-04-01	2.5%	320,000.00	13,276.78	333,276.78	\$3,285,000.00

2027-10-01	2.5%		9,276.78	9,276.78	\$3,285,000.00
2028-04-01	2.5%	330,000.00	9,276.78	339,276.78	\$2,955,000.00
2028-10-01	2.5%		5,151.78	5,151.78	\$2,955,000.00
2029-04-01	2.5%	340,000.00	5,151.78	345,151.78	\$2,615,000.00
2029-10-01	2.5%		901.78	901.78	\$2,615,000.00
2030-04-01	2.5%	345,000.00	901.78	345,901.78	\$2,270,000.00
2030-10-01	2.5%		-3,410.72	-3,410.72	\$2,270,000.00
2031-04-01	2.5%	355,000.00	-3,410.72	351,589.28	\$1,915,000.00
2031-10-01	2.5%		-7,848.22	-7,848.22	\$1,915,000.00
2032-04-01	2.5%	365,000.00	-7,848.22	357,151.78	\$1,550,000.00
2032-10-01	2.5%		-12,410.72	-12,410.72	\$1,550,000.00
2033-04-01	2.5%	375,000.00	-12,410.72	362,589.28	\$1,175,000.00
2033-10-01	2.5%		-17,098.22	-17,098.22	\$1,175,000.00
2034-04-01	2.5%	385,000.00	-17,098.22	367,901.78	\$790,000.00
2034-10-01	2.5%		-21,910.72	-21,910.72	\$790,000.00
2035-04-01	2.5%	390,000.00	-21,910.72	368,089.28	\$400,000.00
2035-10-01	2.5%		-26,785.72	-26,785.72	\$400,000.00
2036-04-01	2.5%	400,000.00	-26,785.72	373,214.28	

Totals		\$6,175,000.00	\$448,768.14	\$6,623,768.14	
--------	--	----------------	--------------	----------------	--

**City of Hamtramck  
Complete Debt Report for  
Series 2012B, Local Govt. Revenue Bonds:**

**Issuance Information**

**Debt Type:** Bonds & contracts payable  
**Activity Type:** Government  
**Repayment Source:** General Obligation  
**Issuance Date:** 2012-08-08  
**Issuance Amount:** \$1,340,000  
**Maturing Through:** 2021  
**Principal Maturity Range:** \$20,000 - \$185,000

**Payment Schedule**

<b><u>Date Due</u></b>	<b><u>Principal</u></b>	<b><u>Interest</u></b>	<b><u>Payment</u></b>	<b><u>Balance</u></b>
2018-06-30	165,000.00	17,700.00	182,700.00	\$535,000.00
2019-06-30	170,000.00	13,500.00	183,500.00	\$365,000.00
2020-06-30	180,000.00	8,250.00	188,250.00	\$185,000.00
2021-06-30	185,000.00	2,775.00	187,775.00	
<hr/>				
Totals	\$700,000.00	\$42,225.00	\$742,225.00	

**City of Hamtramck**  
**Complete Debt Report for**  
**Emergency Loan Note - GO Limited Tax 2013-14 Series 1 :**

**Issuance Information**

**Debt Type:** Other contractual debt  
**Activity Type:** Government  
**Repayment Source:** General Obligation  
**Issuance Date:** 2014-09-23  
**Issuance Amount:** \$2,070,027  
**Maturing Through:** 2024  
**Principal Maturity Range:** \$189,363 - \$227,206

**Payment Schedule**

<b><u>Date Due</u></b>	<b><u>Principal</u></b>	<b><u>Interest</u></b>	<b><u>Payment</u></b>	<b><u>Balance</u></b>
2018-06-30	198,235.00	34,204.00	232,439.00	\$1,288,900.00
2019-06-30	202,795.00	29,645.00	232,440.00	\$1,086,105.00
2020-06-30	207,425.00	25,015.00	232,440.00	\$878,680.00
2021-06-30	212,257.00	20,182.00	232,439.00	\$666,423.00
2022-06-30	217,112.00	15,328.00	232,440.00	\$449,311.00
2023-06-30	222,105.00	10,334.00	232,439.00	\$227,206.00
2024-06-30	227,206.00	5,233.00	232,439.00	
<hr/>				
Totals	\$1,487,135.00	\$139,941.00	\$1,627,076.00	



