

Michigan Department of Treasury
Revenue Sharing and Grants Division
PO Box 30722
Lansing MI 48909

RE: Compliance Form 4886 for Charter Township of Lyon, MI Transparency & Accountability

The Charter Township of Lyon is pleased to submit form 4886 with the required documents per Public Act 207, in compliance with the State of Michigan's Transparency and Accountability Initiative.

The Charter Township of Lyon has chosen to use a web-service for this requirement, and has partnered with Munetrix to showcase our data.

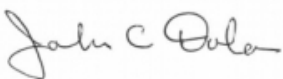
Included with this letter are the required documents for Charter Township of Lyon's:

- Citizen's Guide to Finances including our Pension and OPEB status
- Performance Dashboard
- Debt Service Report
- Projected Budget Report

We have made the data available to the public via a link on our website; as well we will make available limited quantities of paper copies in our municipality lobby and notify residents in our periodic mailings. You will find the confirmation of our website link and various supporting transparency documentation included with this letter.

We look forward to receiving these important funds from the State of Michigan and trust you will contact us if there are any questions or concerns.

Sincerely,



John Dolan
Supervisor

Michigan Department of Treasury
(Recreated) 4886 (Rev. 09-18)

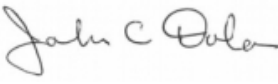
City, Village, and Township Revenue Sharing and County Incentive Program Certification

Issued under authority of 2018 Public Act 207. Filing is mandatory to qualify for payments.

Each city/village/township/county applying for City, Village, and Township Revenue Sharing or County Incentive Program payments must:

1. Certify to the Michigan Department of Treasury (Treasury) that the local unit listed below has produced and made available to the public a Citizen's Guide, a Performance Dashboard, a Debt Service Report, and a Projected Budget Report as required by 2018 Public Act 207. The local unit must include in any mailing of general information to its citizens, the Internet website address or the physical location where all the documents are available for public viewing in the clerk's office.
2. Submit to Treasury a Citizen's Guide, a Performance Dashboard, a Debt Service Report, and a Projected Budget Report.

This certification, along with a Citizen's Guide, a Performance Dashboard, a Debt Service Report, and a Projected Budget Report, **must be received by December 1, 2018**, (or the first day of a payment month) in order to qualify for that month's payment. Postmark dates will not be considered. For questions, call 517-373-2697.

PART 1: LOCAL UNIT INFORMATION			
Local Unit Name Charter Township of Lyon		Local Unit County Name Oakland County	
Local Unit Code 631110		Contact E-Mail Address pcarcone@lyontwp.org	
Contact Name Patricia Carcone	Contact Title Treasurer	Contact Telephone Number 248-437-2240	Extension
Website Address, if reports are available online http://munetrix.com/sections/data/municipal.php?MuniID=971&Type=Township			Current Fiscal Year End Date 12/31/2018
PART 2: CITIZEN'S GUIDE			
Check any of the following that apply:			
<input type="checkbox"/> The local unit has elected to use Treasury's online Citizen's Guide to comply with the legislative requirements. Therefore, a copy of the Citizen's Guide will not be submitted to Treasury.			
<input type="checkbox"/> The local unit does not have any unfunded liabilities (pensions or other postemployment benefits (OPEB)).			
PART 3: CERTIFICATION			
<i>In accordance with 2018 Public Act 207, the undersigned hereby certifies to Treasury that the above mentioned local unit 1) has produced a Citizen's Guide, a Performance Dashboard, a Debt Service Report, and a Projected Budget Report and 2) will include in any mailing of general information to our citizens, the Internet website address or the physical location where all the documents are available for public viewing in the clerk's office. The Citizen's Guide, Performance Dashboard, Debt Service Report, and Projected Budget Report are attached to this signed certification, unless otherwise noted in Part 2.</i>			
Chief Administrative Officer Signature (as defined in MCL 141.422b) 		Printed Name of Chief Administrative Officer (as defined in MCL 141.422b) John Dolan	
Title Supervisor		Date November 27, 2018	

Completed and signed form (including required attachments) should be e-mailed to: **TreasRevenueSharing@michigan.gov**
If you are unable to submit via e-mail, fax to 517-335-3298 or mail the completed form and required attachments to:

Michigan Department of Treasury
Revenue Sharing and Grants Division
PO Box 30722
Lansing MI 48909

TREASURY USE ONLY		
CVTRS/CIP Eligible Y N	Certification Received	Citizen's Guide Received
Performance Dashboard Received	Debt Service Report Received	Projected Budget Report Received
Final Certification	CVTRS/CIP Notes	

General Info

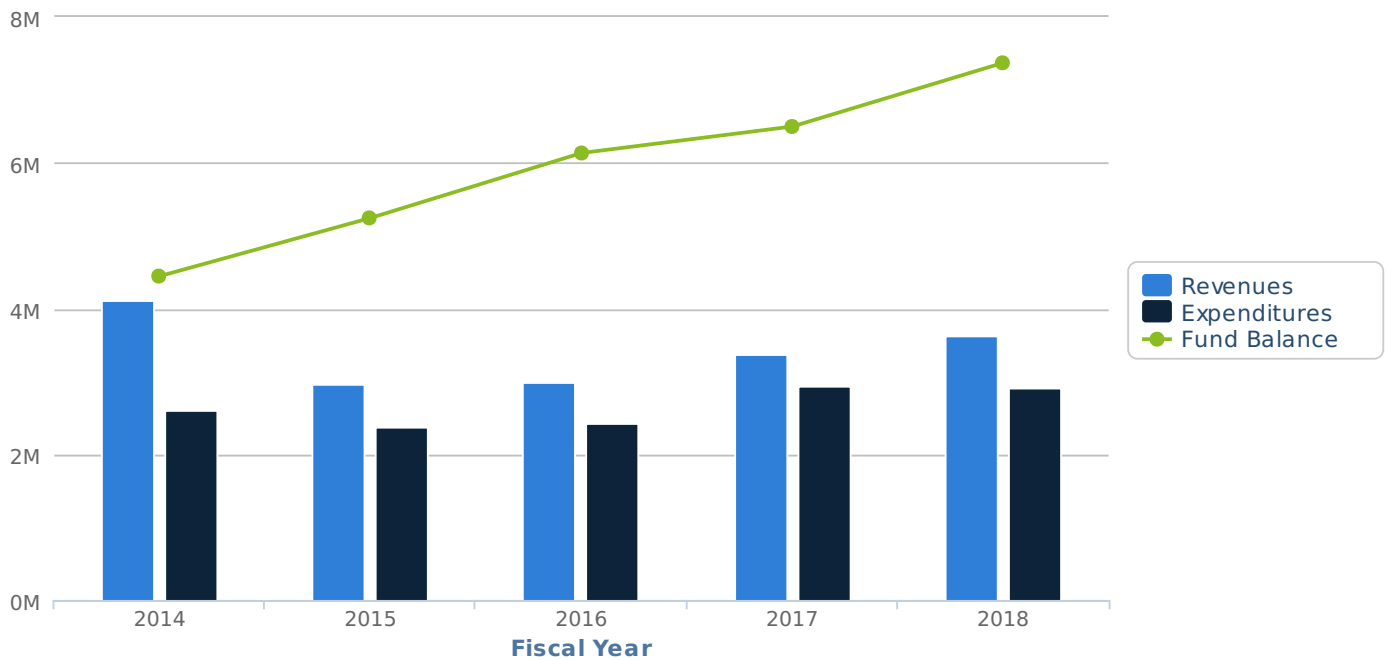
Name	Type	Fiscal Year End	Population (2010)	Phone	Website
Lyon Township	Township	December	14,585	(248) 437-2240	http://www.lyontwp.org/

Multi-Year General Fund Only

Year	Data Status	Fiscal Score	Population	General Fund Revenues	General Fund Expenditures	*Available Fund Balance	Taxable Value
2018	Forecast	0	18,894	\$3,620,152	\$2,918,330	\$7,370,826	\$1,096,004,633
2017	Audited	0	18,894	\$3,368,264	\$2,940,841	\$6,496,863	\$1,101,753,085
2016	Historic	0	18,500	\$2,987,071	\$2,439,273	\$6,133,406	\$1,005,508,838
2015	Historic	0	18,114	\$2,973,974	\$2,367,567	\$5,242,659	\$914,918,742
2014	Historic	0	17,225	\$4,105,016	\$2,618,000	\$4,444,201	\$836,306,569

*Available Fund Balance includes Committed, Assigned, and Unassigned Funds. It excludes Nonspendable and Restricted Funds.

How We Have Managed Our Resources



Fiscal Year Assumptions Notes

2018 Notes:

Revenues:

- Taxable Value will increase due to the continued growth that the township is experiencing. Lyon Township is leading the Oakland County as the fastest growing community for the past 3 years. Our growth for the 2019 is expected to be 7%.
- Lyon Township State Revenue sharing is also expected to increase per the State of Michigan.
- Lyon Township will see an increase in interest revenue due to the interest rates steadily increasing.

Expenditures:

- Lyon Township is going to see a slight decrease in health care according to our benefit coordinator. The new rates are available and will implement in the 2019 budget.
- Lyon Township anticipates slight raises for its employees due to the cost of living, job volume and job performance.
- Lyon Township anticipates hiring two new positions in 2019. We plan on adding two positions in our Water Department. This will increase payroll, benefits and other related costs.

Financial Statement

Including General Fund only

Balance Sheet

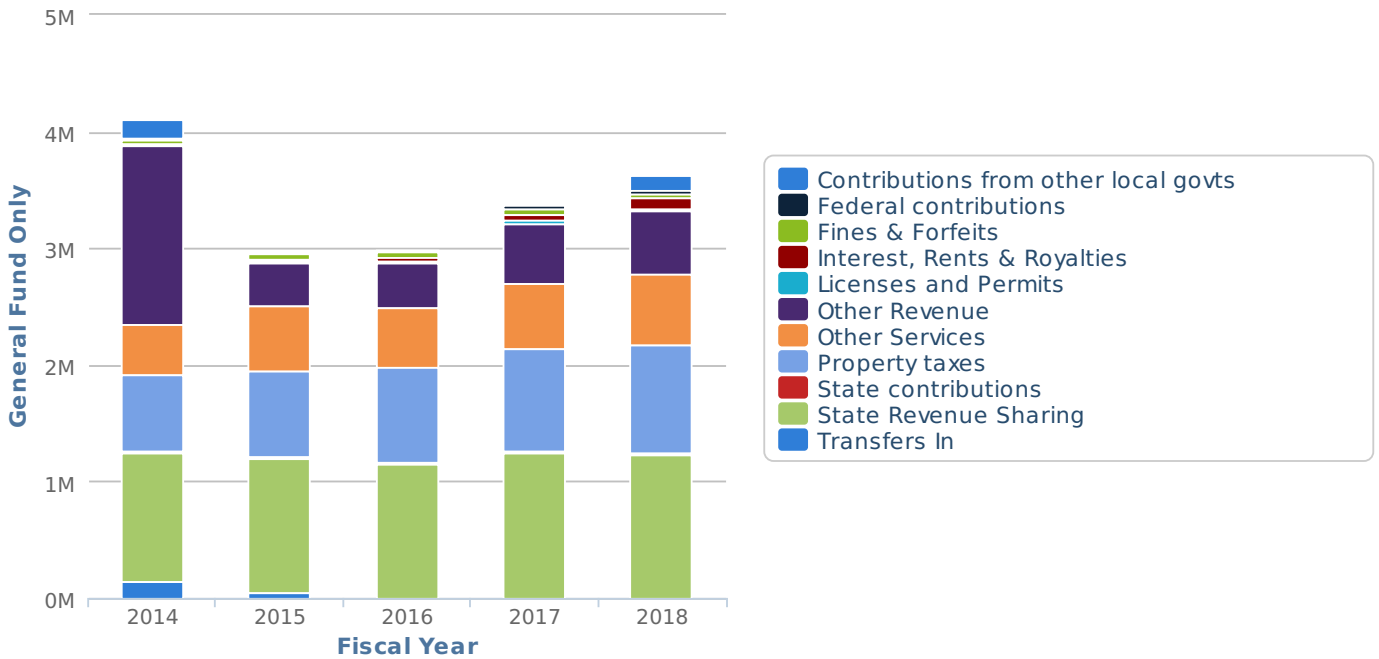
Category Name	2018	2017	2016	2015	2014
Fund Equity	\$7,370,826	\$6,560,829	\$6,133,406	\$5,585,608	\$4,979,201
Total Assets	N/A	\$8,318,911	\$7,790,015	\$7,071,635	\$6,355,708
Total Liabilities	\$0	\$1,758,082	\$1,656,609	\$1,486,027	\$1,376,507

*Fund Equity includes all five fund types: Committed, Assigned, Unassigned, Nonspendable and Restricted Funds.

Revenues

Category Name	2018	2017	2016	2015	2014
Contributions from other local govts	\$117,000				\$166,093
Federal contributions	\$44,141	\$24,489	\$22,431	\$25,485	\$13,961
Fines & Forfeits	\$30,000	\$45,532	\$38,748	\$36,181	\$23,114
Interest, Rents & Royalties	\$91,000	\$61,406	\$37,142	\$23,142	\$14,789
Licenses and Permits	\$10,800	\$25,438	\$11,912	\$8,370	\$8,064
Other Revenue	\$543,220	\$516,702	\$381,120	\$377,517	\$1,531,350
Other Services	\$611,000	\$551,303	\$519,194	\$546,923	\$434,806
Property taxes	\$928,522	\$886,513	\$806,232	\$735,916	\$656,667
State contributions	\$16,000	\$13,422	\$21,718	\$27,007	\$10,645
State Revenue Sharing	\$1,228,469	\$1,243,459	\$1,148,574	\$1,143,433	\$1,104,017
Transfers In	\$0	\$0		\$50,000	\$141,510
Total	\$3,620,152	\$3,368,264	\$2,987,071	\$2,973,974	\$4,105,016

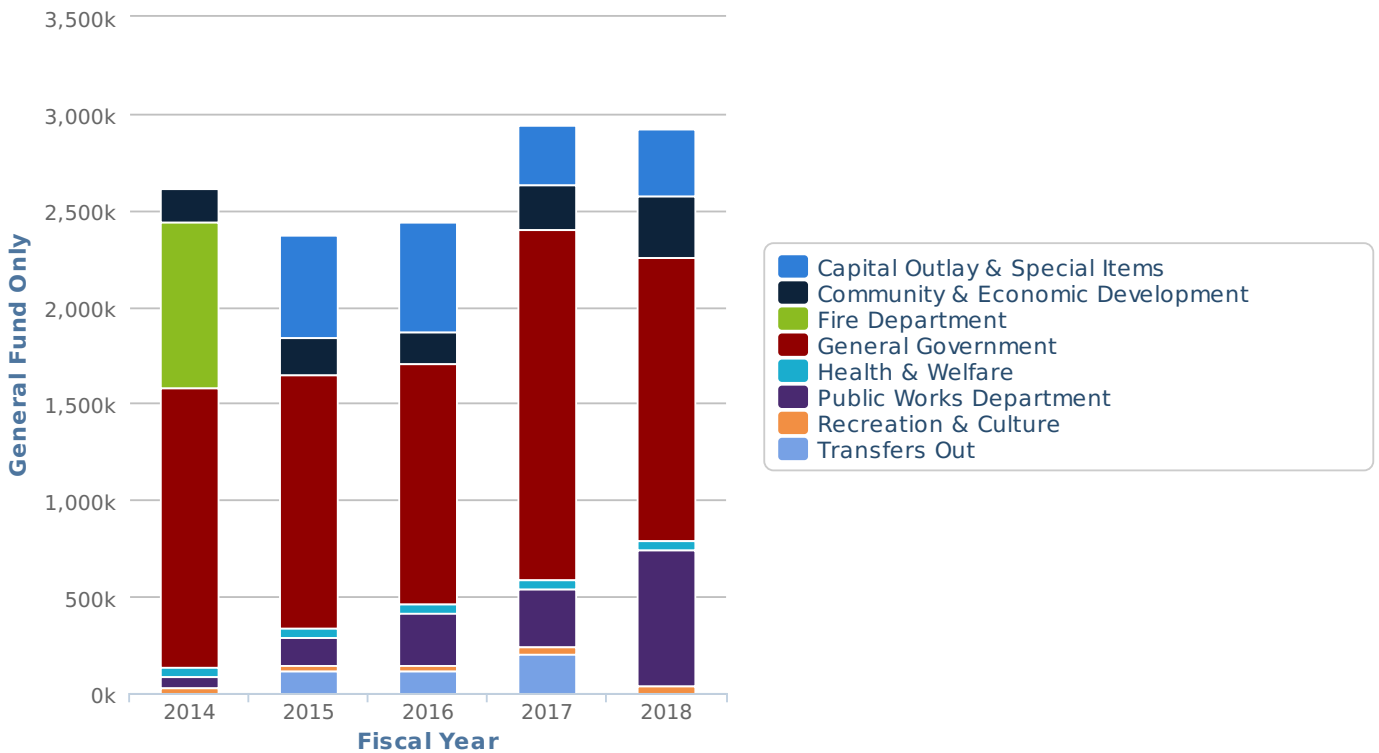
Where The Money Comes From



Expenses

Category Name	2018	2017	2016	2015	2014
Capital Outlay & Special Items	\$345,000	\$310,388	\$569,219	\$521,782	\$4,505
Community & Economic Development	\$320,737	\$232,051	\$167,789	\$195,097	\$176,416
Fire Department					\$853,913
General Government	\$1,459,206	\$1,805,942	\$1,237,841	\$1,314,570	\$1,444,507
Health & Welfare	\$54,288	\$50,904	\$51,960	\$48,619	\$48,234
Public Works Department	\$699,685	\$298,703	\$272,270	\$140,129	\$65,706
Recreation & Culture	\$39,414	\$42,853	\$20,194	\$27,370	\$24,719
Transfers Out	\$0	\$200,000	\$120,000	\$120,000	
Total	\$2,918,330	\$2,940,841	\$2,439,273	\$2,367,567	\$2,618,000

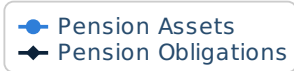
How The Money Is Spent



Supplementary Information (Pension / OPEB)

Category Name	2018	2017	2016	2015	2014
Pensions Actuarial Liability	N/A	N/A	N/A	N/A	N/A
Pension Fund Assets	N/A	N/A	N/A	N/A	N/A
OPEB Actuarial Liability	N/A	\$896,787	\$827,927	\$759,509	\$693,495
OPEB Fund Assets	N/A	N/A	N/A	N/A	N/A

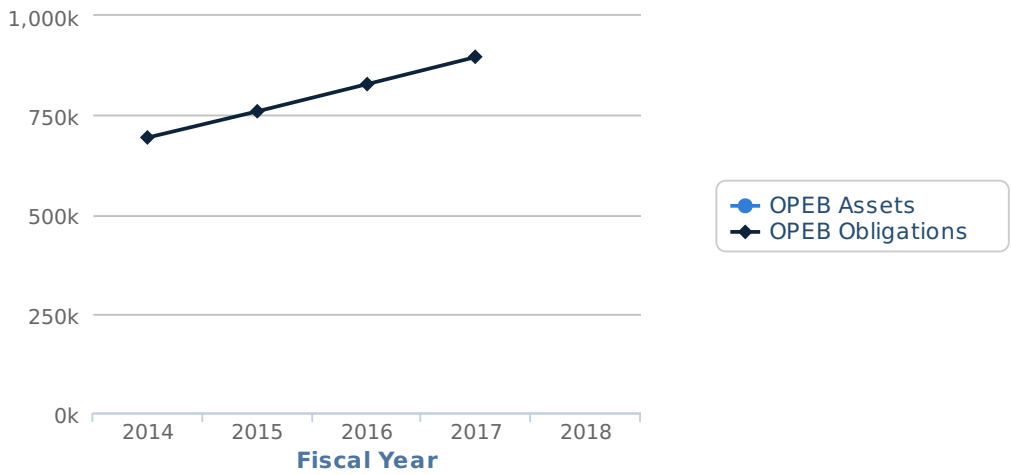
Pension Fund Status



Pension Notes:

Lyon Township has no defined benefit pension plan.

Other Post-Employment Benefit Fund Status



OPEB Notes:

The Township provides health care benefits to eligible retirees in accordance with the Township's ordinance. The Township includes these retirees in its insured health care plan, with no contribution required by the participant.

Fund Equity Detail

Category Name	2018	2017	2016	2015	2014
Assigned	\$0				\$527,034
Committed	\$0		\$372,927		
Nonspendable	\$0				
Restricted	\$0	\$63,966		\$342,949	\$535,000
Unassigned	\$7,370,826	\$6,496,863	\$5,760,479	\$5,242,659	\$3,917,167

Copyright © 2018 Munetrix, LLC. All rights reserved.

Fiscal Stability	2016	2017	Progress
Fiscal Wellness Indicator Score	0	0	↔
Annual General Fund expenditures per capita	\$132	\$156	↓
Fund balance as % of General Fund Revenues i	205.3%	192.9%	↓
Debt burden per capita i	\$1,075.4	\$917.6	↑

Economy & Financial Health	2016	2017	Progress
Population i	18,500	18,894	↑
Taxable Value (100k) i	\$1,005,509	\$1,101,753	↑

Economic Development	2016	2017	Progress
Residential Building Permits	309	264	↓

Public Safety	2016	2017	Progress
Crimes against persons per thousand residents i	2.7	3.8	↓
Crimes against property per thousand residents i	15.1	13.9	↑
Crimes against society per thousand residents i	5.5	6.0	↓

School District Enrollment	2016	2017	Progress
Northville Public Schools	7,471	7,485	↔
South Lyon Community Schools	7,994	8,275	↑

Pension Notes:
Lyon Township has no defined benefit pension plan.

OPEB Notes:
The Township provides health care benefits to eligible retirees in accordance with the Township's ordinance. The Township includes these retirees in its insured health care plan, with no contribution required by the participant.

**Charter Township of Lyon
Local Code: 63-1110
Debt Service Summary Report**

Bank Loans

Fiscal Years

Name	2017	2018	2019	2020
Act 99 Installment Loan:	29,201	29,201	29,202	29,201
Subtotal for Bank Loans	\$29,201	\$29,201	\$29,202	\$29,201

Bonds & contracts payable

Fiscal Years

Name	2017	2018	2019	2020
1998 Special Assessment Bonds: 1998A	187,075	179,025		
1999 Special Assessment Bonds: 1999B	607,085	592,143	571,463	540,487
2005 Special Assessment Bonds: 2005D	565,362	548,562	531,562	513,562
2006 Special Assessment Bonds: 2006A	1,646,263	1,601,262	1,556,263	1,511,262
2009 General Obligation Bonds: 2009	364,788	366,700	377,400	
2014 Water Capital Improvement Bonds: 2014	167,261	168,926	165,534	167,082
2015 Sewer Capital Improvement Bonds: 2015	272,025	272,450	272,725	272,850
2017 Capital Improvement Bonds: 2017	0	1,177,406	1,095,700	1,086,950
DDA Capital Improvement Bonds: 2009A	346,200	348,400	0	0
DDA Capital Improvement Bonds: 2010A	436,864	430,056	427,960	420,288
DDA Refunding Bonds: 2016	200,588	200,588	540,588	548,788
Water Capital Improvement Bonds: 2017		1,177,406	1,095,700	1,086,950
Subtotal for Bonds & contracts payable	\$4,793,511	\$7,062,924	\$6,634,894	\$6,148,219
Total Principal & Interest	\$4,822,712	\$7,092,125	\$6,664,096	\$6,177,420

Charter Township of Lyon Complete Debt Report for Act 99 Installment Loan:

Issuance Information

Debt Type: Bank Loans
Activity Type: Government
Repayment Source: General Obligation
Issuance Date: 2015-09-01
Issuance Amount: \$109,170
Interest Rate: 2.76%
Maturing Through: 2020
Principal Maturity Range: \$26,188 - \$28,417
Purpose: Fire Rescue Vehicle

Payment Schedule

<u>Date Due</u>	<u>Interest Rate</u>	<u>Principal</u>	<u>Interest</u>	<u>Payment</u>	<u>Balance</u>
2017-09-01	2.76%	26,188.00	3,013.00	29,201.00	\$82,982.00
2018-09-01	2.76%	26,911.00	2,290.00	29,201.00	\$56,071.00
2019-09-01	2.76%	27,654.00	1,548.00	29,202.00	\$28,417.00
2020-09-01	2.76%	28,417.00	784.00	29,201.00	
Totals		\$109,170.00	\$7,635.00	\$116,805.00	

**Charter Township of Lyon
Complete Debt Report for
1998 Special Assessment Bonds: 1998A**

Issuance Information

Debt Type: Bonds & contracts payable
Activity Type: Government
Repayment Source: TIF/SAD
Issuance Date: 1998-07-01
Issuance Amount: \$3,400,000
Interest Rate: 4.5
Maturing Through: 2018
Principal Maturity Range: \$175,000 - \$175,000
Series: 1998A

Payment Schedule

<u>Date Due</u>	<u>Interest Rate</u>	<u>Principal</u>	<u>Interest</u>	<u>Payment</u>	<u>Balance</u>
2017-05-01	4.6%	175,000.00	12,075.00	187,075.00	\$175,000.00
2018-05-01	4.6%	175,000.00	4,025.00	179,025.00	
		\$350,000.00	\$16,100.00	\$366,100.00	
Totals					

**Charter Township of Lyon
Complete Debt Report for
1999 Special Assessment Bonds: 1999B**

Issuance Information

Debt Type: Bonds & contracts payable
Activity Type: Government
Repayment Source: TIF/SAD
Issuance Date: 1999-12-01
Issuance Amount: \$9,565,000
Interest Rate: 5.6-5.9
Maturing Through: 2020
Principal Maturity Range: \$500,000 - \$525,000
Series: 1999B

Payment Schedule

<u>Date Due</u>	<u>Interest Rate</u>	<u>Principal</u>	<u>Interest</u>	<u>Payment</u>	<u>Balance</u>
2017-04-01	5.90%	500,000.00	107,085.00	607,085.00	\$1,565,000.00
2018-04-01	5.90%	515,000.00	77,143.00	592,143.00	\$1,050,000.00
2019-04-01	5.90%	525,000.00	46,463.00	571,463.00	\$525,000.00
2020-04-01	5.90%	525,000.00	15,487.00	540,487.00	
Totals		\$2,065,000.00	\$246,178.00	\$2,311,178.00	

**Charter Township of Lyon
Complete Debt Report for
2005 Special Assessment Bonds: 2005D**

Issuance Information

Debt Type: Bonds & contracts payable
Activity Type: Government
Repayment Source: TIF/SAD
Issuance Date: 2005-12-01
Issuance Amount: \$7,980,000
Interest Rate: 4.0-4.75
Maturing Through: 2025
Principal Maturity Range: \$400,000 - \$425,000
Series: 2005D

Payment Schedule

<u>Date Due</u>	<u>Interest Rate</u>	<u>Principal</u>	<u>Interest</u>	<u>Payment</u>	<u>Balance</u>
2017-11-01	4.20%	400,000.00	165,362.00	565,362.00	\$3,300,000.00
2018-11-01	4.25%	400,000.00	148,562.00	548,562.00	\$2,900,000.00
2019-11-01	4.50%	400,000.00	131,562.00	531,562.00	\$2,500,000.00
2020-11-01	4.50%	400,000.00	113,562.00	513,562.00	\$2,100,000.00
2021-11-01	4.50%	400,000.00	95,562.00	495,562.00	\$1,700,000.00
2022-11-01	4.50%	425,000.00	77,562.00	502,562.00	\$1,275,000.00
2023-11-01	4.50%	425,000.00	58,438.00	483,438.00	\$850,000.00
2024-11-01	4.50%	425,000.00	39,312.00	464,312.00	\$425,000.00
2025-11-01	4.75%	425,000.00	20,188.00	445,188.00	
Totals		\$3,700,000.00	\$850,110.00	\$4,550,110.00	

**Charter Township of Lyon
Complete Debt Report for
2006 Special Assessment Bonds: 2006A**

Issuance Information

Debt Type: Bonds & contracts payable
Activity Type: Government
Repayment Source: TIF/SAD
Issuance Date: 2006-10-01
Issuance Amount: \$20,630,000
Interest Rate: 4.0-4.25
Maturing Through: 2027
Principal Maturity Range: \$1,125,000 - \$1,175,000
Series: 2006A

Payment Schedule

<u>Date Due</u>	<u>Interest Rate</u>	<u>Principal</u>	<u>Interest</u>	<u>Payment</u>	<u>Balance</u>
2017-11-01	4.0%	1,125,000.00	521,263.00	1,646,263.00	\$11,500,000.00
2018-11-01	4.0%	1,125,000.00	476,262.00	1,601,262.00	\$10,375,000.00
2019-11-01	4.0%	1,125,000.00	431,263.00	1,556,263.00	\$9,250,000.00
2020-11-01	4.10%	1,125,000.00	386,262.00	1,511,262.00	\$8,125,000.00
2021-11-01	4.10%	1,150,000.00	340,138.00	1,490,138.00	\$6,975,000.00
2022-11-01	4.13%	1,150,000.00	292,987.00	1,442,987.00	\$5,825,000.00
2023-11-01	4.13%	1,150,000.00	245,551.00	1,395,551.00	\$4,675,000.00
2024-11-01	4.20%	1,150,000.00	198,113.00	1,348,113.00	\$3,525,000.00
2025-11-01	4.25%	1,175,000.00	149,812.00	1,324,812.00	\$2,350,000.00
2026-11-01	4.25%	1,175,000.00	99,875.00	1,274,875.00	\$1,175,000.00
2027-11-01	4.25%	1,175,000.00	49,937.00	1,224,937.00	
Totals		\$12,625,000.00	\$3,191,463.00	\$15,816,463.00	

**Charter Township of Lyon
Complete Debt Report for
2009 General Obligation Bonds: 2009**

Issuance Information

Debt Type: Bonds & contracts payable
Activity Type: Government
Repayment Source: General Obligation
Issuance Date: 2009-11-03
Issuance Amount: \$2,600,000
Interest Rate: 3.0-4.0
Maturing Through: 2019
Principal Maturity Range: \$260,000 - \$370,000
Series: 2009

Payment Schedule

<u>Date Due</u>	<u>Interest Rate</u>	<u>Principal</u>	<u>Interest</u>	<u>Payment</u>	<u>Balance</u>
2017-05-01	3.75%	330,000.00	34,788.00	364,788.00	\$715,000.00
2018-05-01	4.0%	345,000.00	21,700.00	366,700.00	\$370,000.00
2019-05-01	4.0%	370,000.00	7,400.00	377,400.00	
Totals		\$1,045,000.00	\$63,888.00	\$1,108,888.00	

**Charter Township of Lyon
Complete Debt Report for
2014 Water Capital Improvement Bonds: 2014**

Issuance Information

Debt Type: Bonds & contracts payable
Activity Type: Business-type/Enterprise
Repayment Source: General Obligation
Issuance Date: 2014-08-01
Issuance Amount: \$1,500,000
Interest Rate: 2.34
Maturing Through: 2024
Principal Maturity Range: \$130,000 - \$175,000
Series: 2014

Payment Schedule

<u>Date Due</u>	<u>Interest Rate</u>	<u>Principal</u>	<u>Interest</u>	<u>Payment</u>	<u>Balance</u>
2017-05-01	2.34%	140,000.00	14,449.50	154,449.50	\$1,095,000.00
2017-11-01	2.34%		12,811.50	12,811.50	\$1,095,000.00
2018-05-01	2.34%	145,000.00	12,811.50	157,811.50	\$950,000.00
2018-11-01	2.34%		11,115.00	11,115.00	\$950,000.00
2019-05-01	2.34%	145,000.00	11,115.00	156,115.00	\$805,000.00
2019-11-01	2.34%		9,418.50	9,418.50	\$805,000.00
2020-05-01	2.34%	150,000.00	9,418.50	159,418.50	\$655,000.00
2020-11-01	2.34%		7,663.50	7,663.50	\$655,000.00
2021-05-01	2.34%	155,000.00	7,663.50	162,663.50	\$500,000.00
2021-11-01	2.34%		5,850.00	5,850.00	\$500,000.00
2022-05-01	2.34%	160,000.00	5,850.00	165,850.00	\$340,000.00
2022-11-01	2.34%		3,978.00	3,978.00	\$340,000.00
2023-05-01	2.34%	165,000.00	3,978.00	168,978.00	\$175,000.00
2023-11-01	2.34%		2,047.50	2,047.50	\$175,000.00
2024-05-01	2.34%	175,000.00	2,047.50	177,047.50	
Totals		\$1,235,000.00	\$120,217.50	\$1,355,217.50	

**Charter Township of Lyon
Complete Debt Report for
2015 Sewer Capital Improvement Bonds: 2015**

Issuance Information

Debt Type: Bonds & contracts payable
Activity Type: Business-type/Enterprise
Repayment Source: General Obligation
Issuance Date: 2015-05-21
Issuance Amount: \$4,000,000
Maturing Through: 2035
Principal Maturity Range: \$150,000 - \$275,000
Series: 2015

Payment Schedule

Date Due	Interest Rate	Principal	Interest	Payment	Balance
2017-05-01	3%	150,000.00	122,025.00	272,025.00	\$3,700,000.00
2018-05-01	3%	155,000.00	117,450.00	272,450.00	\$3,545,000.00
2019-05-01	3%	160,000.00	112,725.00	272,725.00	\$3,385,000.00
2020-05-01	3%	165,000.00	107,850.00	272,850.00	\$3,220,000.00
2021-05-01	3%	165,000.00	102,900.00	267,900.00	\$3,055,000.00
2022-05-01	3%	170,000.00	97,875.00	267,875.00	\$2,885,000.00
2023-05-01	3%	180,000.00	92,625.00	272,625.00	\$2,705,000.00
2024-05-01	3%	185,000.00	87,150.00	272,150.00	\$2,520,000.00
2025-05-01	3%	190,000.00	81,525.00	271,525.00	\$2,330,000.00
2026-05-01	3%	195,000.00	75,750.00	270,750.00	\$2,135,000.00
2027-05-01	3%	205,000.00	69,750.00	274,750.00	\$1,930,000.00
2028-05-01	3.25%	210,000.00	63,263.00	273,263.00	\$1,720,000.00
2029-05-01	3.25%	220,000.00	56,275.00	276,275.00	\$1,500,000.00
2030-05-01	3.25%	225,000.00	49,044.00	274,044.00	\$1,275,000.00
2031-05-01	3.25%	235,000.00	41,569.00	276,569.00	\$1,040,000.00
2032-05-01	3.5%	245,000.00	33,462.00	278,462.00	\$795,000.00
2033-05-01	3.5%	255,000.00	24,713.00	279,713.00	\$540,000.00
2034-05-01	3.75%	265,000.00	15,281.00	280,281.00	\$275,000.00
2035-05-01	3.75%	275,000.00	5,156.00	280,156.00	
Totals		\$3,850,000.00	\$1,356,388.00	\$5,206,388.00	

Charter Township of Lyon Complete Debt Report for 2017 Capital Improvement Bonds: 2017

Issuance Information

Debt Type:	Bonds & contracts payable
Activity Type:	Government
Repayment Source:	General Obligation
Issuance Date:	2017-08-31
Issuance Amount:	\$16,800,000
Interest Rate:	2-3%
Maturing Through:	2037
Principal Maturity Range:	\$680,000 - \$1,105,000
Series:	2017

Payment Schedule

<u>Date Due</u>	<u>Interest Rate</u>	<u>Principal</u>	<u>Interest</u>	<u>Payment</u>	<u>Balance</u>
2017-08-31				0.00	\$16,800,000.00
2017-11-01				0.00	\$16,800,000.00
2018-05-01	2%	680,000.00	288,630.97	968,630.97	\$16,120,000.00
2018-11-01	2%		208,775.00	208,775.00	\$16,120,000.00
2019-05-01	2%	685,000.00	208,775.00	893,775.00	\$15,435,000.00
2019-11-01	2%		201,925.00	201,925.00	\$15,435,000.00
2020-05-01	2%	690,000.00	201,925.00	891,925.00	\$14,745,000.00
2020-11-01	2%		195,025.00	195,025.00	\$14,745,000.00
2021-05-01	2%	705,000.00	195,025.00	900,025.00	\$14,040,000.00
2021-11-01	2%		187,975.00	187,975.00	\$14,040,000.00
2022-05-01	2%	715,000.00	187,975.00	902,975.00	\$13,325,000.00
2022-11-01	2%		180,825.00	180,825.00	\$13,325,000.00
2023-05-01	2%	725,000.00	180,825.00	905,825.00	\$12,600,000.00
2023-11-01	2%		173,575.00	173,575.00	\$12,600,000.00
2024-05-01	2%	745,000.00	173,575.00	918,575.00	\$11,855,000.00
2024-11-01	2%		166,125.00	166,125.00	\$11,855,000.00
2025-05-01	2%	760,000.00	166,125.00	926,125.00	\$11,095,000.00
2025-11-01	2%		158,525.00	158,525.00	\$11,095,000.00
2026-05-01	2%	780,000.00	158,525.00	938,525.00	\$10,315,000.00
2026-11-01	2%		150,725.00	150,725.00	\$10,315,000.00
2027-05-01	2%	800,000.00	150,725.00	950,725.00	\$9,515,000.00
2027-11-01	2%		142,725.00	142,725.00	\$9,515,000.00
2028-05-01	3%	820,000.00	142,725.00	962,725.00	\$8,695,000.00
2028-11-01	3%		130,425.00	130,425.00	\$8,695,000.00

2029-05-01	3%	845,000.00	130,425.00	975,425.00	\$7,850,000.00
2029-11-01	3%		117,750.00	117,750.00	\$7,850,000.00
2030-05-01	3%	870,000.00	117,750.00	987,750.00	\$6,980,000.00
2030-11-01	3%		104,700.00	104,700.00	\$6,980,000.00
2031-05-01	3%	900,000.00	104,700.00	1,004,700.00	\$6,080,000.00
2031-11-01	3%		91,200.00	91,200.00	\$6,080,000.00
2032-05-01	3%	925,000.00	91,200.00	1,016,200.00	\$5,155,000.00
2032-11-01	3%		77,325.00	77,325.00	\$5,155,000.00
2033-05-01	3%	960,000.00	77,325.00	1,037,325.00	\$4,195,000.00
2033-11-01	3%		62,925.00	62,925.00	\$4,195,000.00
2034-05-01	3%	995,000.00	62,925.00	1,057,925.00	\$3,200,000.00
2034-11-01	3%		48,000.00	48,000.00	\$3,200,000.00
2035-05-01	3%	1,030,000.00	48,000.00	1,078,000.00	\$2,170,000.00
2035-11-01	3%		32,550.00	32,550.00	\$2,170,000.00
2036-05-01	3%	1,065,000.00	32,550.00	1,097,550.00	\$1,105,000.00
2036-11-01	3%		16,575.00	16,575.00	\$1,105,000.00
2037-05-01	3%	1,105,000.00	16,575.00	1,121,575.00	
2037-11-01				0.00	
Totals		\$16,800,000.00	\$5,183,930.97	\$21,983,930.97	

**Charter Township of Lyon
Complete Debt Report for
DDA Capital Improvement Bonds: 2009A**

Issuance Information

Debt Type: Bonds & contracts payable
Activity Type: Component Unit
Repayment Source: DDA/LDFA
Issuance Date: 2009-05-13
Issuance Amount: \$7,500,000
Interest Rate: 3.25-4.80
Maturing Through: 2018
Principal Maturity Range: \$275,000 - \$335,000
Series: 2009A
Purpose: NE Ring Road

Payment Schedule

<u>Date Due</u>	<u>Interest Rate</u>	<u>Principal</u>	<u>Interest</u>	<u>Payment</u>	<u>Balance</u>
2017-10-01	4.0%	320,000.00	26,200.00	346,200.00	\$335,000.00
2018-10-01	4.0%	335,000.00	13,400.00	348,400.00	
2019-10-01				0.00	
2020-10-01				0.00	
2021-10-01				0.00	
2022-10-01				0.00	
2023-10-01				0.00	
2024-10-01				0.00	
2025-10-01				0.00	
2026-10-01				0.00	
2027-10-01				0.00	
2028-10-01				0.00	
2029-10-01				0.00	
Totals		\$655,000.00	\$39,600.00	\$694,600.00	

Charter Township of Lyon Complete Debt Report for DDA Capital Improvement Bonds: 2010A

Issuance Information

Debt Type: Bonds & contracts payable
Activity Type: Component Unit
Repayment Source: DDA/LDFA
Issuance Date: 2010-04-28
Issuance Amount: \$5,000,000
Interest Rate: 3.46-6.92
Maturing Through: 2030
Principal Maturity Range: \$190,000 - \$320,000
Series: 2010A
Comments: Federally Taxable - Recovery Zone Economic Development Bonds

Payment Schedule

<u>Date Due</u>	<u>Interest Rate</u>	<u>Principal</u>	<u>Interest</u>	<u>Payment</u>	<u>Balance</u>
2017-10-01	5.76%	205,000.00	231,864.00	436,864.00	\$3,400,000.00
2018-10-01	5.76%	210,000.00	220,056.00	430,056.00	\$3,190,000.00
2019-10-01	5.76%	220,000.00	207,960.00	427,960.00	\$2,970,000.00
2020-10-01	5.76%	225,000.00	195,288.00	420,288.00	\$2,745,000.00
2021-10-01	6.31%	235,000.00	182,328.00	417,328.00	\$2,510,000.00
2022-10-01	6.31%	240,000.00	167,500.00	407,500.00	\$2,270,000.00
2023-10-01	6.31%	250,000.00	152,356.00	402,356.00	\$2,020,000.00
2024-10-01	6.31%	260,000.00	136,582.00	396,582.00	\$1,760,000.00
2025-10-01	6.31%	265,000.00	120,176.00	385,176.00	\$1,495,000.00
2026-10-01	6.92%	275,000.00	103,454.00	378,454.00	\$1,220,000.00
2027-10-01	6.92%	290,000.00	84,424.00	374,424.00	\$930,000.00
2028-10-01	6.92%	300,000.00	64,356.00	364,356.00	\$630,000.00
2029-10-01	6.92%	310,000.00	43,596.00	353,596.00	\$320,000.00
2030-10-01	6.92%	320,000.00	22,144.00	342,144.00	
Totals		\$3,605,000.00	\$1,932,084.00	\$5,537,084.00	

Charter Township of Lyon Complete Debt Report for DDA Refunding Bonds: 2016

Issuance Information

Debt Type:	Bonds & contracts payable
Activity Type:	Component Unit
Repayment Source:	DDA/LDFA
Issuance Date:	2016-06-01
Issuance Amount:	\$4,770,000
Interest Rate:	0-5%
Maturing Through:	2029
Principal Maturity Range:	\$340,000 - \$545,000
Series:	2016

Payment Schedule

<u>Date Due</u>	<u>Interest Rate</u>	<u>Principal</u>	<u>Interest</u>	<u>Payment</u>	<u>Balance</u>
2017-04-01	0%		100,294.00	100,294.00	\$4,770,000.00
2017-10-01	0%		100,294.00	100,294.00	\$4,770,000.00
2018-04-01	0%		100,294.00	100,294.00	\$4,770,000.00
2018-10-01	0%		100,294.00	100,294.00	\$4,770,000.00
2019-04-01	2%		100,294.00	100,294.00	\$4,770,000.00
2019-10-01	2%	340,000.00	100,294.00	440,294.00	\$4,430,000.00
2020-04-01	2%		96,894.00	96,894.00	\$4,430,000.00
2020-10-01	2%	355,000.00	96,894.00	451,894.00	\$4,075,000.00
2021-04-01	5%		93,344.00	93,344.00	\$4,075,000.00
2021-10-01	5%	365,000.00	93,344.00	458,344.00	\$3,710,000.00
2022-04-01	5%		84,219.00	84,219.00	\$3,710,000.00
2022-10-01	5%	385,000.00	84,219.00	469,219.00	\$3,325,000.00
2023-04-01	5%		74,593.50	74,593.50	\$3,325,000.00
2023-10-01	5%	410,000.00	74,593.50	484,593.50	\$2,915,000.00
2024-04-01	5%		64,343.50	64,343.50	\$2,915,000.00
2024-10-01	5%	430,000.00	64,343.50	494,343.50	\$2,485,000.00
2025-04-01	5%		53,593.50	53,593.50	\$2,485,000.00
2025-10-01	5%	450,000.00	53,593.50	503,593.50	\$2,035,000.00
2026-04-01	3.25%		42,343.50	42,343.50	\$2,035,000.00
2026-10-01	3.25%	480,000.00	42,343.50	522,343.50	\$1,555,000.00
2027-04-01	3.25%		34,543.50	34,543.50	\$1,555,000.00
2027-10-01	3.25%	495,000.00	34,543.50	529,543.50	\$1,060,000.00
2028-04-01	5%		26,500.00	26,500.00	\$1,060,000.00
2028-10-01	5%	515,000.00	26,500.00	541,500.00	\$545,000.00

2029-04-01	5%		13,625.00	13,625.00	\$545,000.00
2029-10-01	5%	545,000.00	13,625.00	558,625.00	
Totals		\$4,770,000.00	\$1,769,763.00	\$6,539,763.00	

Charter Township of Lyon Complete Debt Report for Water Capital Improvement Bonds: 2017

Issuance Information

Debt Type:	Bonds & contracts payable
Activity Type:	Business-type/Enterprise
Repayment Source:	Revenue - Water
Issuance Date:	2018-05-01
Issuance Amount:	\$16,800,000
Interest Rate:	2.0-3.0%
Maturing Through:	2037
Principal Maturity Range:	\$680,000 - \$1,105,000
Series:	2017

Payment Schedule

<u>Date Due</u>	<u>Interest Rate</u>	<u>Principal</u>	<u>Interest</u>	<u>Payment</u>	<u>Balance</u>
2018-05-01	2%	680,000.00	248,703.00	928,703.00	\$16,120,000.00
2018-11-01	2%		248,703.00	248,703.00	\$16,120,000.00
2019-05-01	2%	685,000.00	205,350.00	890,350.00	\$15,435,000.00
2019-11-01	2%		205,350.00	205,350.00	\$15,435,000.00
2020-05-01	2%	690,000.00	198,475.00	888,475.00	\$14,745,000.00
2020-11-01	2%		198,475.00	198,475.00	\$14,745,000.00
2021-05-01	2%	705,000.00	191,500.00	896,500.00	\$14,040,000.00
2021-11-01	2%		191,500.00	191,500.00	\$14,040,000.00
2022-05-01	2%	715,000.00	184,400.00	899,400.00	\$13,325,000.00
2022-11-01	2%		184,400.00	184,400.00	\$13,325,000.00
2023-05-01	2%	725,000.00	177,200.00	902,200.00	\$12,600,000.00
2023-11-01	2%		177,200.00	177,200.00	\$12,600,000.00
2024-05-01	2%	745,000.00	169,850.00	914,850.00	\$11,855,000.00
2024-11-01	2%		169,850.00	169,850.00	\$11,855,000.00
2025-05-01	2%	760,000.00	162,325.00	922,325.00	\$11,095,000.00
2025-11-01	2%		162,325.00	162,325.00	\$11,095,000.00
2026-05-01	2%	780,000.00	154,625.00	934,625.00	\$10,315,000.00
2026-11-01	2%		154,625.00	154,625.00	\$10,315,000.00
2027-05-01	2%	800,000.00	146,725.00	946,725.00	\$9,515,000.00
2027-11-01	2%		146,725.00	146,725.00	\$9,515,000.00
2028-05-01	3%	820,000.00	136,575.00	956,575.00	\$8,695,000.00
2028-11-01	3%		136,575.00	136,575.00	\$8,695,000.00
2029-05-01	3%	845,000.00	124,087.50	969,087.50	\$7,850,000.00
2029-11-01	3%		124,087.50	124,087.50	\$7,850,000.00

2030-05-01	3%	870,000.00	111,225.00	981,225.00	\$6,980,000.00
2030-11-01	3%		111,225.00	111,225.00	\$6,980,000.00
2031-05-01	3%	900,000.00	97,950.00	997,950.00	\$6,080,000.00
2031-11-01	3%		97,950.00	97,950.00	\$6,080,000.00
2032-05-01	3%	925,000.00	84,262.50	1,009,262.50	\$5,155,000.00
2032-11-01	3%		84,262.50	84,262.50	\$5,155,000.00
2033-05-01	3%	960,000.00	70,125.00	1,030,125.00	\$4,195,000.00
2033-11-01	3%		70,125.00	70,125.00	\$4,195,000.00
2034-05-01	3%	995,000.00	55,462.50	1,050,462.50	\$3,200,000.00
2034-11-01	3%		55,462.50	55,462.50	\$3,200,000.00
2035-05-01	3%	1,030,000.00	40,275.00	1,070,275.00	\$2,170,000.00
2035-11-01	3%		40,275.00	40,275.00	\$2,170,000.00
2036-05-01	3%	1,065,000.00	24,562.50	1,089,562.50	\$1,105,000.00
2036-11-01	3%		24,562.50	24,562.50	\$1,105,000.00
2037-05-01	3%	1,105,000.00	16,575.00	1,121,575.00	

Totals		\$16,800,000.00	\$5,183,931.00	\$21,983,931.00
--------	--	-----------------	----------------	-----------------

