

Michigan Department of Treasury  
Revenue Sharing and Grants Division  
PO Box 30722  
Lansing MI 48909

**RE: Compliance Form 4886 for Village of South Rockwood, MI Transparency & Accountability**

The Village of South Rockwood is pleased to submit form 4886 with the required documents per Public Act 207, in compliance with the State of Michigan's Transparency and Accountability Initiative.

The Village of South Rockwood has chosen to use a web-service for this requirement, and has partnered with Munetrix to showcase our data.

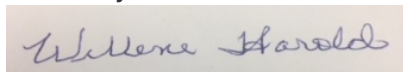
**Included with this letter are the required documents for Village of South Rockwood's:**

- Citizen's Guide to Finances including our Pension and OPEB status
- Performance Dashboard
- Debt Service Report
- Projected Budget Report

We have made the data available to the public via a link on our website; as well we will make available limited quantities of paper copies in our municipality lobby and notify residents in our periodic mailings. You will find the confirmation of our website link and various supporting transparency documentation included with this letter.

We look forward to receiving these important funds from the State of Michigan and trust you will contact us if there are any questions or concerns.

Sincerely,



Willene S Harold  
Administrator

Michigan Department of Treasury  
(Recreated) 4886 (Rev. 09-18)

### City, Village, and Township Revenue Sharing and County Incentive Program Certification

Issued under authority of 2018 Public Act 207. Filing is mandatory to qualify for payments.

Each city/village/township/county applying for City, Village, and Township Revenue Sharing or County Incentive Program payments must:

1. Certify to the Michigan Department of Treasury (Treasury) that the local unit listed below has produced and made available to the public a Citizen's Guide, a Performance Dashboard, a Debt Service Report, and a Projected Budget Report as required by 2018 Public Act 207. The local unit must include in any mailing of general information to its citizens, the Internet website address or the physical location where all the documents are available for public viewing in the clerk's office.
2. Submit to Treasury a Citizen's Guide, a Performance Dashboard, a Debt Service Report, and a Projected Budget Report.

This certification, along with a Citizen's Guide, a Performance Dashboard, a Debt Service Report, and a Projected Budget Report, **must be received by December 1, 2018**, (or the first day of a payment month) in order to qualify for that month's payment. Postmark dates will not be considered. For questions, call 517-373-2697.

PART 1: LOCAL UNIT INFORMATION			
Local Unit Name Village of South Rockwood		Local Unit County Name Monroe County	
Local Unit Code 583050		Contact E-Mail Address wharold@villageofsouthrockwoodmi.com	
Contact Name Willene S Harold	Contact Title Administrator	Contact Telephone Number 7343793683	Extension
Website Address, if reports are available online http://munetrix.com/sections/data/municipal.php?MuniID=1261&Type=Village			Current Fiscal Year End Date 20190630
PART 2: CITIZEN'S GUIDE			
Check any of the following that apply:			
[ ] The local unit has elected to use Treasury's online Citizen's Guide to comply with the legislative requirements. Therefore, a copy of the Citizen's Guide will not be submitted to Treasury.			
[✓] The local unit does not have any unfunded liabilities (pensions or other postemployment benefits (OPEB)).			
PART 3: CERTIFICATION			
<i>In accordance with 2018 Public Act 207, the undersigned hereby certifies to Treasury that the above mentioned local unit 1) has produced a Citizen's Guide, a Performance Dashboard, a Debt Service Report, and a Projected Budget Report and 2) will include in any mailing of general information to our citizens, the Internet website address or the physical location where all the documents are available for public viewing in the clerk's office. The Citizen's Guide, Performance Dashboard, Debt Service Report, and Projected Budget Report are attached to this signed certification, unless otherwise noted in Part 2.</i>			
Chief Administrative Officer Signature (as defined in MCL 141.422b) 		Printed Name of Chief Administrative Officer (as defined in MCL 141.422b) Willene S Harold	
Title Administrator		Date November 29, 2018	

Completed and signed form (including required attachments) should be e-mailed to: **TreasRevenueSharing@michigan.gov**  
If you are unable to submit via e-mail, fax to 517-335-3298 or mail the completed form and required attachments to:

Michigan Department of Treasury  
Revenue Sharing and Grants Division  
PO Box 30722  
Lansing MI 48909

TREASURY USE ONLY		
CVTRS/CIP Eligible Y N	Certification Received	Citizen's Guide Received
Performance Dashboard Received	Debt Service Report Received	Projected Budget Report Received
Final Certification	CVTRS/CIP Notes	

## General Info

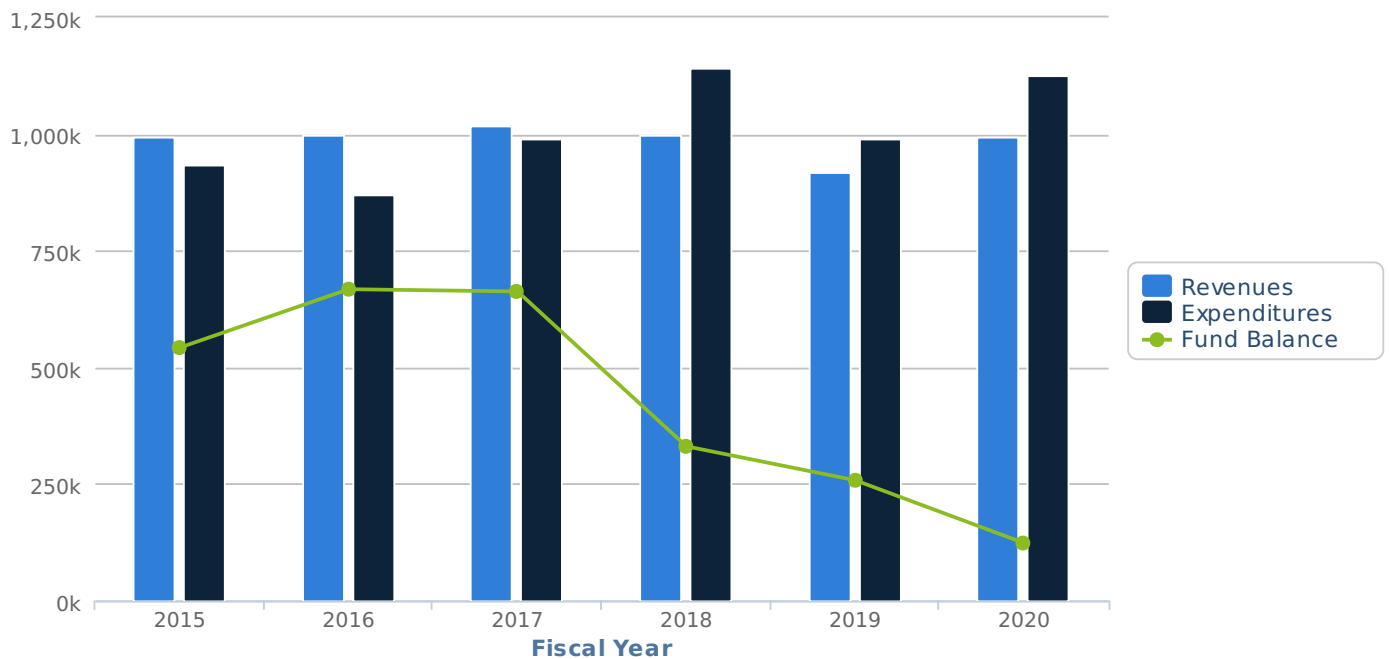
Name	Type	Fiscal Year End	Population (2010)	Phone	Website
South Rockwood	Village	June	1,675	(734) 379-3683	http://www.villageofsouthrockwoodmi.com

## Multi-Year General Fund Only

Year	Data Status	Fiscal Score	Population	General Fund Revenues	General Fund Expenditures	*Available Fund Balance	Taxable Value
2020	Forecast	1	1,675	\$992,450	\$1,127,100	\$123,119	\$39,873,777
2019	Budget	1	1,675	\$919,061	\$991,800	\$257,769	\$39,873,777
2018	Audited	0	1,675	\$998,633	\$1,141,298	\$330,508	\$38,092,224
2017	Historic	0	1,660	\$1,017,821	\$991,944	\$662,572	\$40,300,496
2016	Historic	1	1,645	\$999,535	\$871,204	\$667,424	\$37,824,747
2015	Historic	1	1,644	\$994,235	\$936,168	\$542,210	\$36,822,165

\*Available Fund Balance includes Committed, Assigned, and Unassigned Funds. It excludes Nonspendable and Restricted Funds.

### How We Have Managed Our Resources



# Financial Statement

Including General Fund only

## Balance Sheet

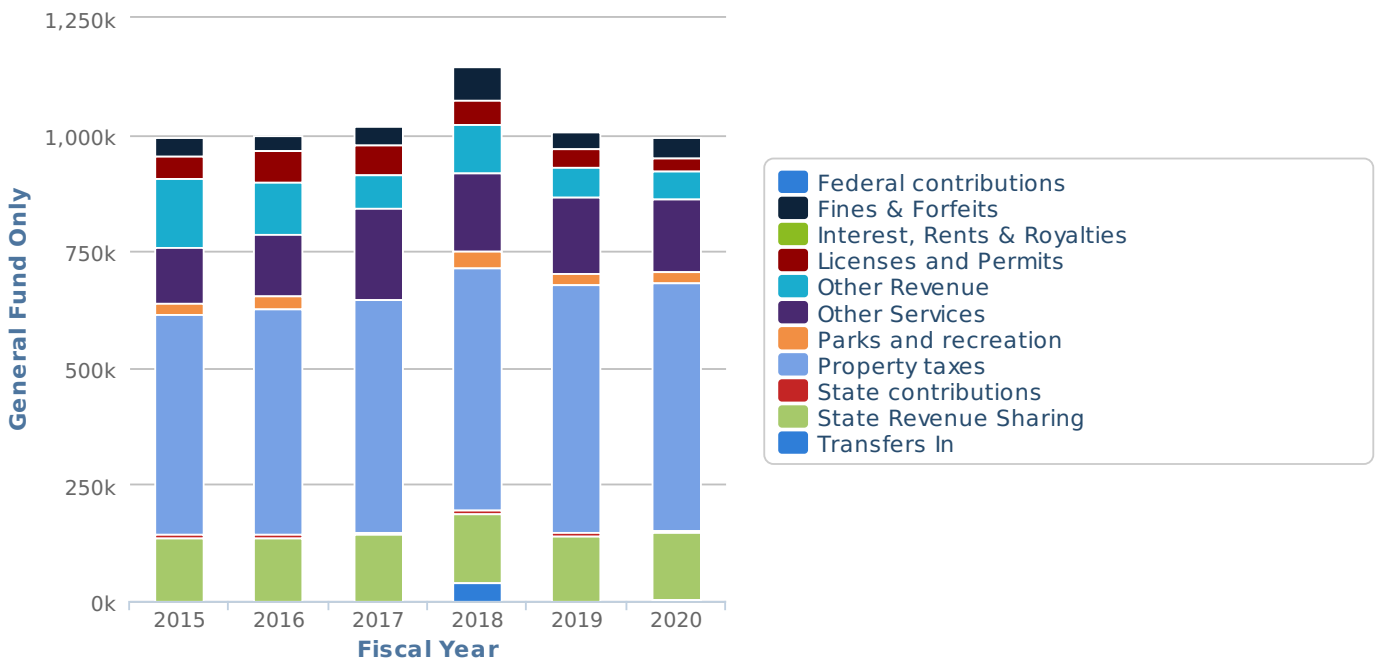
Category Name	2020	2019	2018	2017	2016	2015
Fund Equity	\$123,119	\$257,769	\$330,508	\$703,719	\$677,842	\$549,511
Total Assets	\$123,119	N/A	N/A	\$770,931	\$748,987	\$592,064
Total Liabilities	\$0	\$0	\$0	\$47,188	\$71,145	\$42,553

\*Fund Equity includes all five fund types: Committed, Assigned, Unassigned, Nonspendable and Restricted Funds.

## Revenues

Category Name	2020	2019	2018	2017	2016	2015
Federal contributions				\$1,191		
Fines & Forfeits	\$40,000	\$35,000	\$70,408	\$37,076	\$33,869	\$38,633
Interest, Rents & Royalties	\$450	\$400	\$385	\$376	\$387	\$431
Licenses and Permits	\$28,000	\$38,150	\$51,677	\$64,115	\$67,738	\$48,542
Other Revenue	\$60,000	\$65,300	\$103,099	\$72,902	\$110,386	\$147,786
Other Services	\$157,000	\$162,559	\$169,688	\$197,139	\$133,684	\$118,794
Parks and recreation	\$26,000	\$24,900	\$34,002		\$24,503	\$25,743
Property taxes	\$528,000	\$531,757	\$518,661	\$495,278	\$485,079	\$472,128
State contributions	\$7,000	\$6,800	\$9,268	\$6,928	\$8,421	\$6,588
State Revenue Sharing	\$141,000	\$140,000	\$147,677	\$142,816	\$135,468	\$135,590
Transfers In	\$5,000		\$40,000			
<b>Total</b>	<b>\$992,450</b>	<b>\$1,004,866</b>	<b>\$1,144,865</b>	<b>\$1,017,821</b>	<b>\$999,535</b>	<b>\$994,235</b>

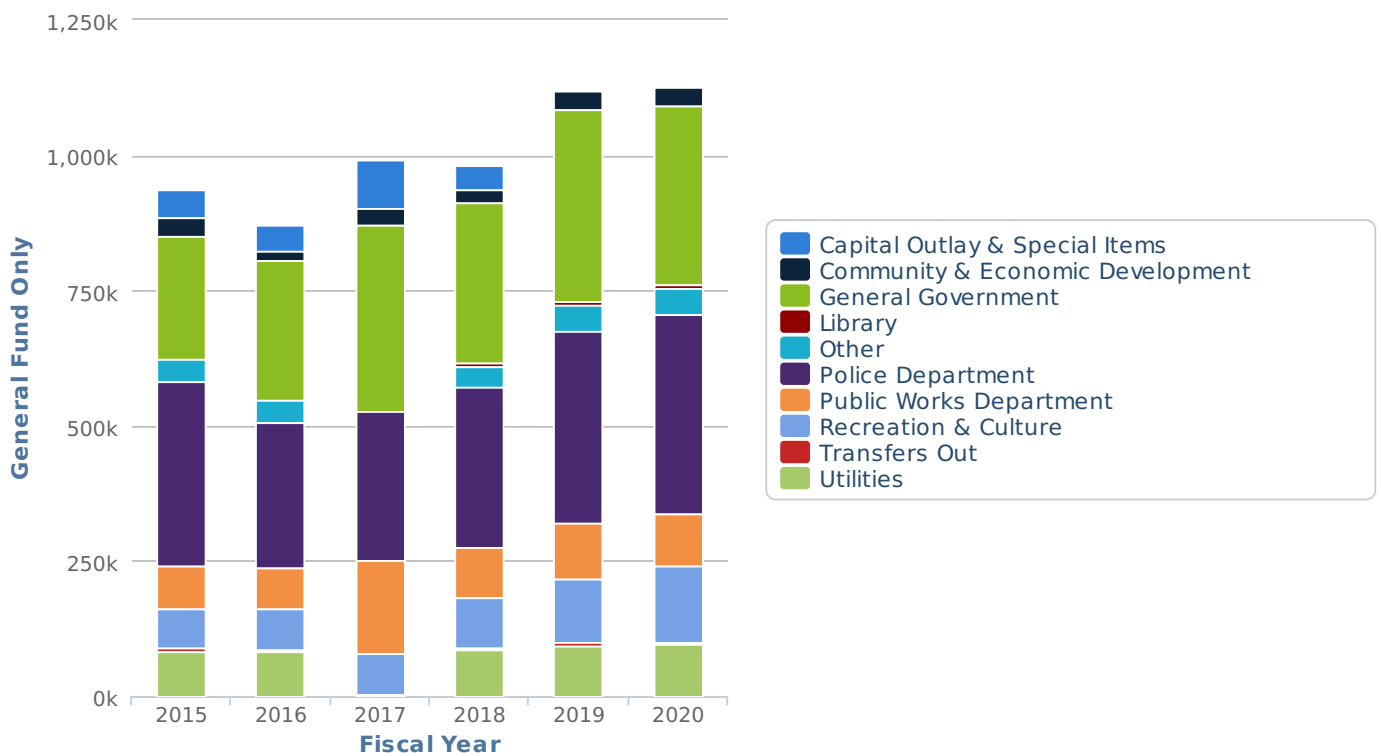
Where The Money Comes From



## Expenses

Category Name	2020	2019	2018	2017	2016	2015
Capital Outlay & Special Items			\$43,356	\$89,264	\$49,746	\$52,415
Community & Economic Development	\$34,000	\$35,158	\$26,627	\$32,290	\$16,283	\$33,639
General Government	\$333,000	\$353,259	\$295,457	\$342,066	\$258,947	\$227,372
Library	\$6,100	\$5,914	\$5,642	\$2,365		
Other	\$48,000	\$47,450	\$38,575		\$40,806	\$41,213
Police Department	\$370,000	\$356,445	\$297,384	\$272,934	\$267,678	\$341,752
Public Works Department	\$95,000	\$101,335	\$93,382	\$172,519	\$77,045	\$79,570
Recreation & Culture	\$140,000	\$120,133	\$90,272	\$75,506	\$73,230	\$71,591
Transfers Out	\$5,000	\$5,000	\$5,000	\$5,000	\$5,000	\$5,000
Utilities	\$96,000	\$93,520	\$85,709		\$82,469	\$83,616
<b>Total</b>	<b>\$1,127,100</b>	<b>\$1,118,214</b>	<b>\$981,404</b>	<b>\$991,944</b>	<b>\$871,204</b>	<b>\$936,168</b>

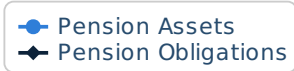
### How The Money Is Spent



## Supplementary Information (Pension / OPEB)

Category Name	2020	2019	2018	2017	2016	2015
Pensions Actuarial Liability	N/A	N/A	N/A	N/A	N/A	N/A
Pension Fund Assets	N/A	N/A	N/A	N/A	N/A	N/A
OPEB Actuarial Liability	N/A	N/A	N/A	N/A	N/A	N/A
OPEB Fund Assets	N/A	N/A	N/A	N/A	N/A	N/A

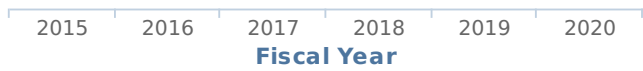
### Pension Fund Status



**Pension Notes:**

The Village of South Rockwood does not offer pension to our employees. We have a 457B Plan

## Other Post-Employment Benefit Fund Status



**OPEB Notes:**  
The Village of South Rockwood does not offer post employment benefits.



## Fund Equity Detail

Category Name	2020	2019	2018	2017	2016	2015
Assigned	\$0	\$0	\$0	\$46,559	\$73,177	\$73,498
Committed	\$0	\$0	\$0			
Nonspendable	\$0	\$0	\$0	\$41,147	\$10,418	\$7,301
Restricted	\$0	\$0	\$0			
Unassigned	\$123,119	\$257,769	\$330,508	\$616,013	\$594,247	\$468,712

---

Copyright © 2018 Munetrix, LLC. All rights reserved.

Fiscal Stability	2017	2018	Progress
Fiscal Wellness Indicator Score	0	0	↔
Annual General Fund expenditures per capita	\$598	\$681	↓
Fund balance as % of General Fund Revenues <a href="#">i</a>	65.1%	33.1%	↓
Debt burden per capita <a href="#">i</a>	\$590.8	\$38.4	↑

Economy & Financial Health	2017	2018	Progress
Population <a href="#">i</a>	1,660	1,675	↑
Taxable Value (100k) <a href="#">i</a>	\$40,300	\$38,092	↓

Public Safety	2016	2017	Progress
Crimes against persons per thousand residents <a href="#">i</a>	7.3	7.8	↓
Crimes against property per thousand residents <a href="#">i</a>	15.2	18.7	↓
Crimes against society per thousand residents <a href="#">i</a>	6.7	8.4	↓
Other crimes per thousand residents <a href="#">i</a>	16.4	13.9	↑

School District Enrollment	2017	2018	Progress
Airport Community Schools	2,578	2,640	↑

Culture & Lifestyle	2017	2018	Progress
Percent of Governmental Funds committed to arts culture and recreation	5.52%	-	↓

**Dashboard Notes:**

In 2019 the village will be upgrading our sanitary sewer pump stations that are almost 50 yrs. old, in addition to slip lining sanitary mains that are allowing ground water to enter the system. These improvements are being funded by SRF loan.

In 2017, 22 acres of land was donated to the village for recreational use. We are working with a planner for improvements to the land by adding football practice fields, a concession stand/storage bldg., soccer fields, etc.

Other revenues and expenditures are expected to remain level.

**Pension Notes:**

The Village of South Rockwood does not offer pension to our employees. We have a 457B Plan

**OPEB Notes:**

The Village of South Rockwood does not offer post employment benefits.

---

Copyright © 2018 Munetrix, LLC. All rights reserved.

**Village of South Rockwood  
Local Code: 58-3050  
Debt Service Summary Report**

**Bonds & contracts payable**

**Fiscal Years**

<b>Name</b>	<b>2018</b>	<b>2019</b>	<b>2020</b>	<b>2021</b>
1998 Sewer System Plant Expansion Bonds, South Huron Valley Utility Authority:	11,968	11,974	11,973	11,981
2002 Michigan Municipal Bond Authority Drinking Water Revolving Fund:	98,500	96,376	99,250	97,000
2004 South Huron Valley Utility Authority SRF Bond:	12,563	12,564	12,669	12,658
2010 Sewer System Improvements Bond:	4,291	4,330	4,210	4,392
2011 South Huron Valley Utility Authority Sewer System Improvement Bonds:	4,542	4,568	4,592	4,508
<b>Subtotal for Bonds &amp; contracts payable</b>	<b>\$131,864</b>	<b>\$129,812</b>	<b>\$132,694</b>	<b>\$130,539</b>

**Other contractual debt**

**Fiscal Years**

<b>Name</b>	<b>2018</b>	<b>2019</b>	<b>2020</b>	<b>2021</b>
2014 Installment Purchase Agreement:	13,536	13,302		
Woodhaven Plant Capacity Purchases:	11,229	11,230	11,290	11,279
<b>Subtotal for Other contractual debt</b>	<b>\$24,765</b>	<b>\$24,532</b>	<b>\$11,290</b>	<b>\$11,279</b>
<b>Total Principal &amp; Interest</b>	<b>\$156,629</b>	<b>\$154,344</b>	<b>\$143,984</b>	<b>\$141,818</b>

**Village of South Rockwood  
Complete Debt Report for  
1998 Sewer System Plant Expansion Bonds, South Huron Valley Utility  
Authority:**

**Issuance Information**

**Debt Type:** Bonds & contracts payable  
**Activity Type:** Business-type/Enterprise  
**Repayment Source:** Revenue - Sewer  
**Issuance Date:** 1998-09-29  
**Issuance Amount:** \$195,620  
**Interest Rate:** 2.250  
**Maturing Through:** 2020  
**Principal Maturity Range:** \$9,923 - \$11,848  
**Internal Number:** 1998  
**Registrar / Agent:** South Huron Valley Utility Authority  
**Purpose:** Treatment Plant Expansion South Rockwood's Share  
0.735%  
**Fund Number:** 590-000-210.000

**Comments:** South Huron Valley Utility Authority is a sewer procession plant owned by seven communities. Each community pays their proportinate share of any debt issuance. South Rockwood's share of the 1998 Plant Expansion Bond is 0.735% or \$195,620 The purpose of this bond was to expand the capacity of the treatment plant

**Payment Schedule**

<b><u>Date Due</u></b>	<b><u>Principal</u></b>	<b><u>Interest</u></b>	<b><u>Payment</u></b>	<b><u>Balance</u></b>
2017-10-01	11,062.00	515.00	11,577.00	\$34,743.00
2018-04-01		391.00	391.00	\$34,743.00
2018-10-01	11,319.00	391.00	11,710.00	\$23,424.00
2019-04-01		264.00	264.00	\$23,424.00
2019-10-01	11,576.00	264.00	11,840.00	\$11,848.00
2020-04-01		133.00	133.00	\$11,848.00
2020-10-01	11,848.00	133.00	11,981.00	
Totals	\$45,805.00	\$2,091.00	\$47,896.00	

**Village of South Rockwood  
Complete Debt Report for  
2002 Michigan Municipal Bond Authority Drinking Water Revolving Fund:**

**Issuance Information**

**Debt Type:** Bonds & contracts payable  
**Activity Type:** Business-type/Enterprise  
**Repayment Source:** Revenue - Water  
**Issuance Date:** 2002-09-26  
**Issuance Amount:** \$1,530,000  
**Interest Rate:** 2.50  
**Maturing Through:** 2023  
**Principal Maturity Range:** \$75,000 - \$95,000  
**Internal Number:** DWRF Water  
**Registrar / Agent:** Monroe County Drain Commission  
**Purpose:** Partial replacement of mains, hydrants and valves and looping the system to eliminated dead end lines.  
**Fund Number:** 591-000-220-000

**Comments:** This DWRF Bond was issued through the Monroe County Drain Commission to make improvements to the Village's water system. The project extended mains to loop the system, replace some troublesome mains, valves and hydrants and created an emergency source for water should problems arise with the one master connection with DWSD.

**Payment Schedule**

<b>Date Due</b>	<b>Principal</b>	<b>Interest</b>	<b>Payment</b>	<b>Balance</b>
2017-10-01		6,750.00	6,750.00	\$540,000.00
2018-04-01	85,000.00	6,750.00	91,750.00	\$455,000.00
2018-10-01		5,688.00	5,688.00	\$455,000.00
2019-04-01	85,000.00	5,688.00	90,688.00	\$370,000.00
2019-10-01		4,625.00	4,625.00	\$370,000.00
2020-04-01	90,000.00	4,625.00	94,625.00	\$280,000.00
2020-10-01		3,500.00	3,500.00	\$280,000.00
2021-04-01	90,000.00	3,500.00	93,500.00	\$190,000.00
2021-10-01		2,375.00	2,375.00	\$190,000.00
2022-04-01	95,000.00	2,375.00	97,375.00	\$95,000.00
2022-10-01		1,187.00	1,187.00	\$95,000.00
2023-04-01	95,000.00	1,187.00	96,187.00	
<hr/>				
Totals	\$540,000.00	\$48,250.00	\$588,250.00	

**Village of South Rockwood  
Complete Debt Report for  
2004 South Huron Valley Utility Authority SRF Bond:**

**Issuance Information**

**Debt Type:** Bonds & contracts payable  
**Activity Type:** Business-type/Enterprise  
**Repayment Source:** Revenue - Sewer  
**Issuance Date:** 2004-06-24  
**Issuance Amount:** \$203,762  
**Interest Rate:** 2.125  
**Maturing Through:** 2026  
**Principal Maturity Range:** \$9,393 - \$12,376  
**Internal Number:** 2004  
**Purpose:** Sewer System Plant Expansion  
**Fund Number:** 590-000-212.000

**Comments:** South Huron Valley Utility Authority Bond Issue. The South Huron Valley Utility Authority Wastewater Treatment Plan is owned by seven municipalities of which the Village of South Rockwood owns a small portion. Original Issue of \$9,220,000. Village of South Rockwood's share 2.210%, equaling \$203,762. The purpose of this issue was to finance the construction of an Equalization Basin.

**Payment Schedule**

<b><u>Date Due</u></b>	<b><u>Principal</u></b>	<b><u>Interest</u></b>	<b><u>Payment</u></b>	<b><u>Balance</u></b>
2017-10-01		1,088.00	1,088.00	\$102,432.00
2018-04-01	10,387.00	1,088.00	11,475.00	\$92,045.00
2018-10-01		978.00	978.00	\$92,045.00
2019-04-01	10,608.00	978.00	11,586.00	\$81,437.00
2019-10-01		865.00	865.00	\$81,437.00
2020-04-01	10,939.00	865.00	11,804.00	\$70,498.00
2020-10-01		749.00	749.00	\$70,498.00
2021-04-01	11,160.00	749.00	11,909.00	\$59,338.00
2021-10-01		630.00	630.00	\$59,338.00
2022-04-01	11,382.00	630.00	12,012.00	\$47,956.00
2022-10-01		510.00	510.00	\$47,956.00
2023-04-01	11,602.00	510.00	12,112.00	\$36,354.00
2023-10-01		386.00	386.00	\$36,354.00
2024-04-01	11,823.00	386.00	12,209.00	\$24,531.00
2024-10-01		261.00	261.00	\$24,531.00
2025-04-01	12,155.00	261.00	12,416.00	\$12,376.00
2025-10-01		132.00	132.00	\$12,376.00
2026-04-01	12,376.00	132.00	12,508.00	

---

Totals

\$102,432.00

\$11,198.00

\$113,630.00



# Village of South Rockwood Complete Debt Report for 2010 Sewer System Improvements Bond:

## Issuance Information

<b>Debt Type:</b>	Bonds & contracts payable
<b>Activity Type:</b>	Business-type/Enterprise
<b>Repayment Source:</b>	Revenue - Sewer
<b>Issuance Date:</b>	2010-12-22
<b>Issuance Amount:</b>	\$48,672
<b>Interest Rate:</b>	4.0-6.375
<b>Maturing Through:</b>	2030
<b>Principal Maturity Range:</b>	\$1,825 - \$4,107
<b>Internal Number:</b>	2010
<b>Registrar / Agent:</b>	South Huron Valley Utility Authority
<b>Purpose:</b>	Make Required Improvements at the South Huron Valley Utility Authority Treatment Plant
<b>Fund Number:</b>	590-000-213-001

**Comments:** The original bond was issued to the South Huron Valley Utility Authority. The South Huron Valley Utility Authority Wastewater Treatment Plan is owned by seven municipalities of which the Village of South Rockwood owns a small portion. This bond was issued in the amount of \$1,600,000 with the Village of South Rockwood share set at 3.042%, equaling \$48,672. The purpose being the the sludge tank storage repair.

## Payment Schedule

<b>Date Due</b>	<b>Principal</b>	<b>Interest</b>	<b>Payment</b>	<b>Balance</b>
2017-11-01		1,081.00	1,081.00	\$37,266.00
2018-05-01	2,129.00	1,081.00	3,210.00	\$35,137.00
2018-11-01		1,024.00	1,024.00	\$35,137.00
2019-05-01	2,282.00	1,024.00	3,306.00	\$32,855.00
2019-11-01		964.00	964.00	\$32,855.00
2020-05-01	2,282.00	964.00	3,246.00	\$30,573.00
2020-11-01		903.00	903.00	\$30,573.00
2021-05-01	2,586.00	903.00	3,489.00	\$27,987.00
2021-11-01		835.00	835.00	\$27,987.00
2022-05-01	2,434.00	835.00	3,269.00	\$25,553.00
2022-11-01		770.00	770.00	\$25,553.00
2023-05-01	2,586.00	770.00	3,356.00	\$22,967.00
2023-11-01		702.00	702.00	\$22,967.00
2024-05-01	2,738.00	702.00	3,440.00	\$20,229.00
2024-11-01		629.00	629.00	\$20,229.00
2025-05-01	2,890.00	629.00	3,519.00	\$17,339.00
2025-11-01		553.00	553.00	\$17,339.00
2026-05-01	2,890.00	553.00	3,443.00	\$14,449.00

2026-11-01		461.00	461.00	\$14,449.00
2027-05-01	3,042.00	461.00	3,503.00	\$11,407.00
2027-11-01		364.00	364.00	\$11,407.00
2028-05-01	3,498.00	364.00	3,862.00	\$7,909.00
2028-11-01		252.00	252.00	\$7,909.00
2029-05-01	3,802.00	252.00	4,054.00	\$4,107.00
2029-11-01		131.00	131.00	\$4,107.00
2030-05-01	4,107.00	130.00	4,237.00	
Totals	\$37,266.00	\$17,337.00	\$54,603.00	

**Village of South Rockwood  
Complete Debt Report for  
2011 South Huron Valley Utility Authority Sewer System Improvement Bonds:**

**Issuance Information**

**Debt Type:** Bonds & contracts payable  
**Activity Type:** Business-type/Enterprise  
**Repayment Source:** Revenue - Sewer  
**Issuance Date:** 2011-06-24  
**Issuance Amount:** \$70,687  
**Interest Rate:** 2.500  
**Maturing Through:** 2031  
**Principal Maturity Range:** \$2,783 - \$4,389  
**Internal Number:** 2011  
**Registrar / Agent:** South Huron Valley Utility Authority  
**Purpose:** Improvements at the South Huron Valley Utility Authority Treatment Plant  
**Fund Number:** 590-000-213-003

**Comments:** This bond was issued to the South Huron Valley Utility Authority. The South Huron Valley Utility Authority Wastewater Treatment Plan is owned by seven municipalities of which the Village of South Rockwood owns a small portion. The original bond issued to the South Huron Valley Utility Authority was in the amount of \$3,310,000. The Village of South Rockwood share was set at 2.141% equaling \$70,867. The purpose of this bond issue was the re-lining of the Trenton Arm of the transmission main.

**Payment Schedule**

<b>Date Due</b>	<b>Principal</b>	<b>Interest</b>	<b>Payment</b>	<b>Balance</b>
2017-10-01		665.00	665.00	\$53,206.00
2018-04-01	3,212.00	665.00	3,877.00	\$49,994.00
2018-10-01		625.00	625.00	\$49,994.00
2019-04-01	3,318.00	625.00	3,943.00	\$46,676.00
2019-10-01		583.00	583.00	\$46,676.00
2020-04-01	3,426.00	583.00	4,009.00	\$43,250.00
2020-10-01		541.00	541.00	\$43,250.00
2021-04-01	3,426.00	541.00	3,967.00	\$39,824.00
2021-10-01		498.00	498.00	\$39,824.00
2022-04-01	3,533.00	498.00	4,031.00	\$36,291.00
2022-10-01		454.00	454.00	\$36,291.00
2023-04-01	3,640.00	454.00	4,094.00	\$32,651.00
2023-10-01		408.00	408.00	\$32,651.00
2024-04-01	3,747.00	408.00	4,155.00	\$28,904.00
2024-10-01		361.00	361.00	\$28,904.00
2025-04-01	3,854.00	361.00	4,215.00	\$25,050.00
2025-10-01		313.00	313.00	\$25,050.00

2026-04-01	3,961.00	313.00	4,274.00	\$21,089.00
2026-10-01		263.00	263.00	\$21,089.00
2027-04-01	4,068.00	263.00	4,331.00	\$17,021.00
2027-10-01		213.00	213.00	\$17,021.00
2028-04-01	4,175.00	213.00	4,388.00	\$12,846.00
2028-10-01		161.00	161.00	\$12,846.00
2029-04-01	4,175.00	161.00	4,336.00	\$8,671.00
2029-10-01		108.00	108.00	\$8,671.00
2030-04-01	4,282.00	108.00	4,390.00	\$4,389.00
2030-10-01		55.00	55.00	\$4,389.00
2031-04-01	4,389.00	55.00	4,444.00	
<hr/>				
Totals	\$53,206.00	\$10,496.00	\$63,702.00	

## Village of South Rockwood Complete Debt Report for 2014 Installment Purchase Agreement:

### Issuance Information

**Debt Type:** Other contractual debt  
**Activity Type:** Government  
**Repayment Source:** Revenue - Sewer  
**Issuance Date:** 2014-05-16  
**Issuance Amount:** \$65,296  
**Interest Rate:** 1.78%  
**Maturing Through:** 2019  
**Principal Maturity Range:** \$13,070 - \$13,070  
**Internal Number:** 2014  
**Purpose:** To Rebuild Trenton Arm Pump And Wastewater Treatment Plant Sludge Thickener Tank  
**Fund Number:** 590  
**Comments:** 2014 Sewer System Installment Purchase Agreement With Brownstown Township To Rebuild Trenton Arm Pump and Wastewater Treatment Plant Sludge Tank Thickener

### Payment Schedule

<u>Date Due</u>	<u>Interest Rate</u>	<u>Principal</u>	<u>Interest</u>	<u>Payment</u>	<u>Balance</u>
2017-10-11	1.78%		233.00	233.00	\$0.00
2018-04-11	1.78%	13,070.00	233.00	13,303.00	\$0.00
2018-10-11	1.78%		116.00	116.00	\$0.00
2019-04-11	1.78%	13,070.00	116.00	13,186.00	\$0.00
Totals		\$26,140.00	\$698.00	\$26,838.00	

## Village of South Rockwood Complete Debt Report for Woodhaven Plant Capacity Purchases:

### Issuance Information

**Debt Type:** Other contractual debt  
**Activity Type:** Government  
**Repayment Source:** Revenue - Sewer  
**Issuance Date:** 2005-04-01  
**Issuance Amount:** \$203,342  
**Interest Rate:** 2.00-2.25  
**Maturing Through:** 2026  
**Principal Maturity Range:** \$3,348 - \$7,076  
**Internal Number:** 2005  
**Registrar / Agent:** City of Woodhaven  
**Purpose:** Purchase Treatment Plant Capacity for housing development  
**Fund Number:** 590-000-212.002

**Comments:** The Village of South Rockwood purchased an additional 0.0975 Million Gallons per day of plant capacity from the City of Woodhaven. The purpose of the purchase was to provide sewer treatment capacity for an 500+ unit residential development. The residential development was put on hold and all approvals permits have expired.

### Payment Schedule

<b>Date Due</b>	<b>Principal</b>	<b>Interest</b>	<b>Payment</b>	<b>Balance</b>
2017-10-01	3,740.00	796.00	4,536.00	\$70,299.00
2018-04-01	5,939.00	754.00	6,693.00	\$64,360.00
2018-10-01	3,826.00	691.00	4,517.00	\$60,534.00
2019-04-01	6,065.00	648.00	6,713.00	\$54,469.00
2019-10-01	3,912.00	584.00	4,496.00	\$50,557.00
2020-04-01	6,254.00	540.00	6,794.00	\$44,303.00
2020-10-01	3,997.00	473.00	4,470.00	\$40,306.00
2021-04-01	6,381.00	428.00	6,809.00	\$33,925.00
2021-10-01		360.00	360.00	\$33,925.00
2022-04-01	6,507.00	360.00	6,867.00	\$27,418.00
2022-10-01		291.00	291.00	\$27,418.00
2023-04-01	6,633.00	291.00	6,924.00	\$20,785.00
2023-10-01		221.00	221.00	\$20,785.00
2024-04-01	6,760.00	221.00	6,981.00	\$14,025.00
2024-10-01		149.00	149.00	\$14,025.00
2025-04-01	6,949.00	149.00	7,098.00	\$7,076.00
2025-10-01		75.00	75.00	\$7,076.00
2026-04-01	7,076.00	75.00	7,151.00	

---

Totals

\$74,039.00

\$7,106.00

\$81,145.00

